

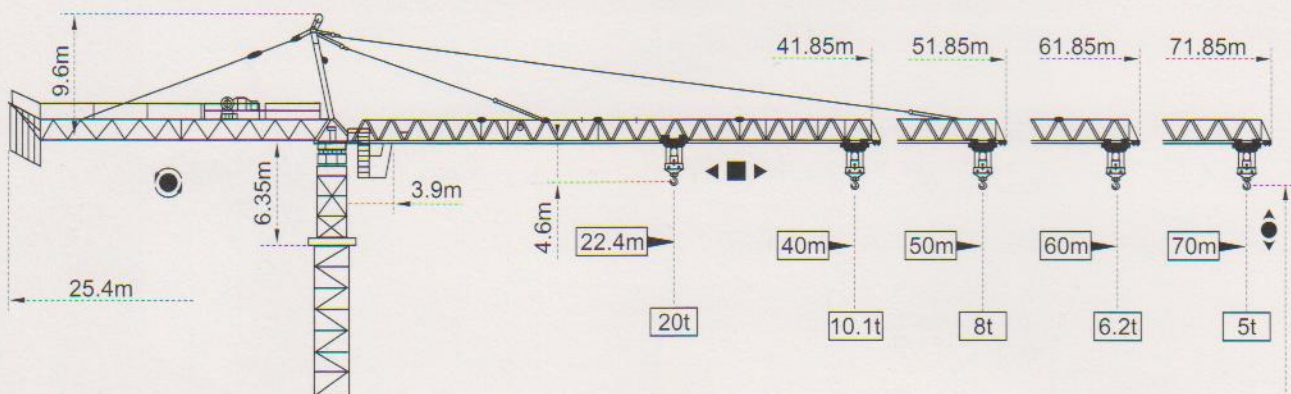


SCM

C7050B

四川建設機械(集團)股份有限公司
SICHUAN CONSTRUCTION MACHINERY (GROUP) CO.,LTD

外形尺寸 Outline Dimensions



塔身截面 Mast $\varnothing 2m \times 2m$



F2	● 202t	■ 150t
F3	● 130t	■ 89t
	🏠	99t

P	R1	R2
160t	38t	34t
Hmax	🏠 272m	🏠 136m
	🏠	111t

● 工作状态 in service ■ 非工作状态 out of service
 🏠 自重 Without load and ballast with longest jib and maximum height


F=固定反力或輪壓 Reactions

載荷特性


Load Diagrams

臂Jib

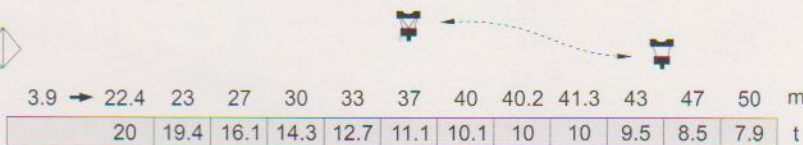
70m




60m



50m



40m



/ 標準小車可使用2/4倍率繩。(使用四倍率繩時,應從二倍率的載荷中減去0.35噸)。
 Standard trolley 2/4 fall (when using subtract 0.35t from the loads)

產品介紹

Products Introduction

SCM-C7050B塔式起重機是我公司吸收法國Potain公司塔機技術,設計制造的大型上回轉自升式塔式起重機。該機型設計新穎,塔身為片式結構,裝拆方便;起升、回轉、變幅、行走、頂升等機構均採用國外技術,性能先進可靠。

該機具有軌道行走式、固定式、附着式和內爬式等多種使用類型。最大起重量20噸或40噸。本公司加工設備精良,質量管理嚴格,整機質量上乘,歡迎廣大用戶選用。

SCM-C7050B is a model of large self-telescoping tower crane slewing from the top which is designed and manufactured under the absorbing of the advanced technology introduced from Potain (France). The mechanisms of hoisting, slewing, trolleying, travelling and telescoping adopt advanced technology. It is an up-to-date designed model with reliable performance. The panel structured masts is easy to erect and transport.

C7050B tower crane has three types for chose: rail-travelling, stationary (or anchored to the building) and inner climbing. It's maximum lifting capacity is 20 or 40 ton. With lots of accurate and excellent machine tools, strict quality control, SCM can provide high quality product to service the customer.

技術性能		Specifications Mechanisms				
名稱 Name	機構代號 Model	工作速度 m/min Operating speeds		起重量 t Hoist weight	纜繩量 Rope length	電動機 kW Motor
起升 Hoisting	150LVF50 ▲ ▼	四繩 4 fall	0-23	20	900m >900m★	110
			0-41	10		
			0-46	5		
		雙繩 2 fall	0-46	10		
			0-82	5		
			0-92	2.5		
	120LVF50 ▲ ▼	四繩 4 fall	0-19.5	20	520m >520m★	90
			0-39	10		
			0-78	5		
		雙繩 2 fall	0-39	10		
			0-78	5		
			0-156	2.5		
75LVF50R ▲ ▼	四繩 4 fall	0-11.5	20	600m >600m★	55	
		0-23	10			
	雙繩 2 fall	0-23	10			
		0-46	5			
70RCS50 ▲ ▼	四繩 4 fall	0-12.5	20	550m >550m★	51.5	
		0-25	10			
		0-25	10			
	雙繩 2 fall	0-25	10			
		0-50	5			
變幅 Trolleying	X185K ◀▶	15-30-60		堵轉力矩 185N.m		
	12DVF ◀▶	0-60		堵轉力矩 185N.m		
	12DCV ◀▶	0-60		堵轉力矩 185N.m		
回轉 Slewing	RCV185 ●	0-0.7r/min		堵轉力矩 3×185N.m		
	37RVF ●	0-0.7r/min		堵轉力矩 3×185N.m		
行走 Travelling	42TVF ◀▶	0-32		6×2.6/5.2		
	RT643 ◀▶	0-16-32		6×2.6/5.2		

★ 根據用戶特殊要求提供
To be supplied according to client's specific requirements



四川建設機械（集團）股份有限公司
SICHUAN CONSTRUCTION MACHINERY (GROUP) CO.,LTD

地址：四川省成都市外北洞子口
郵編/Post code: 610081
Http://www.scm-china.com
國內銷售/Domestic sales: (028)86472036
海外銷售/Overseas sales: (028)86472031
用戶服務部/After-sales Division: (028)86472035

Address: Dongzikou Chengdu, Sichuan, China
傳真/Fax: (028)83111429
E-mail: scm@scm-china.com
E-mail: scmchina@163.com
E-mail: scmchina@mail.sc.cninfo.net
E-mail: service@scm-china.com