


**HOEFLON**

**C6**

POWERFUL  
ALL-ROUNDER



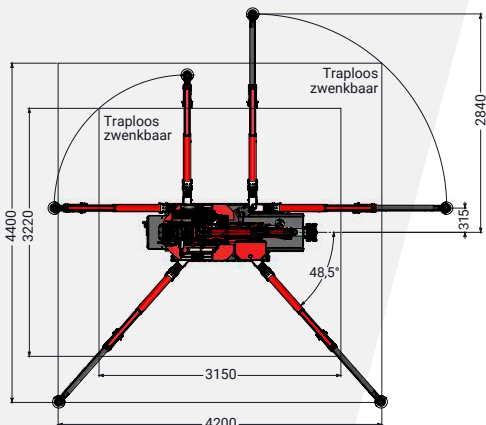

**HOEFLON<sup>®</sup>**




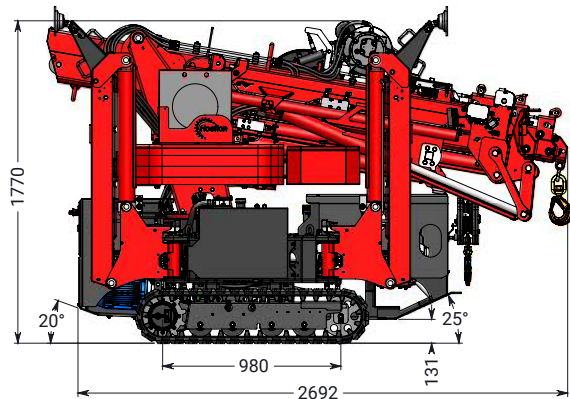
# HOEFLON C6

Multifunctional, robust and very simple operation – that's the C6 compact crane in a nutshell. It's a best seller in the mini-crane category. This crane is ideal for placing glass and accurately positioning steel beams.

It is the only compact crane that can lift more than its own weight. This makes it possible for one crane to lower another into an underground space.



Standard





## Standard configuration

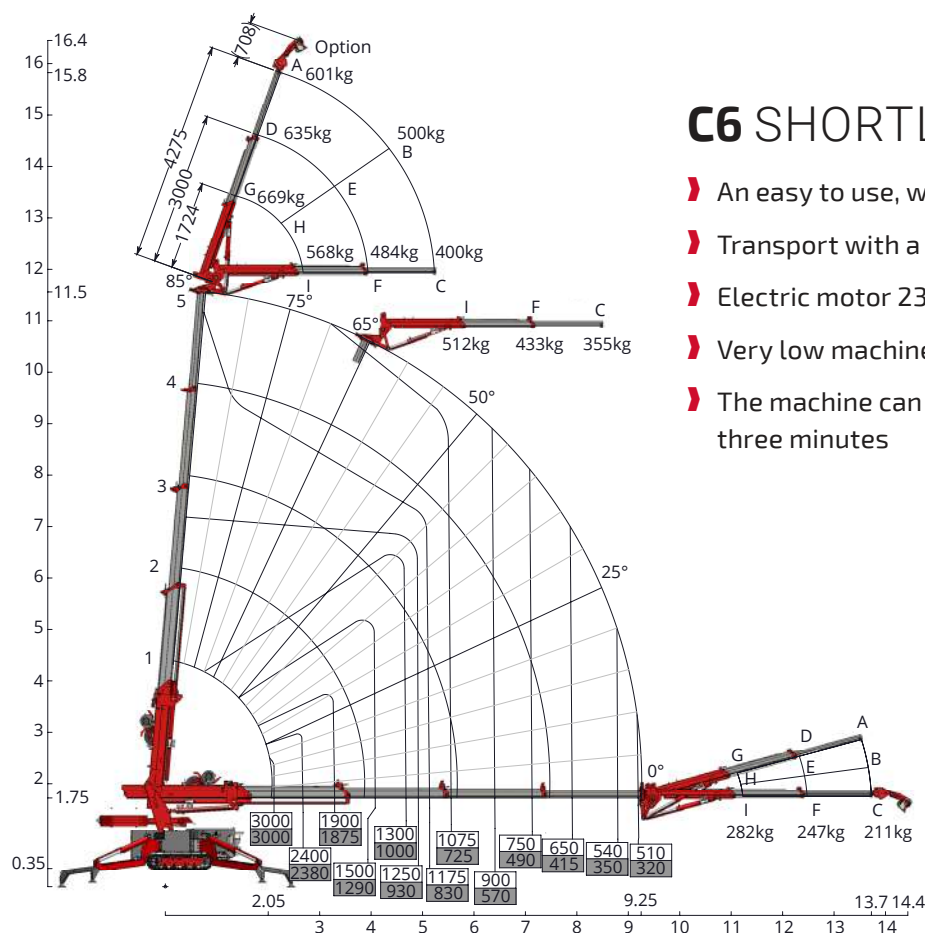
|                                  |  |
|----------------------------------|--|
| Capacity                         | 3,000 kg                                 |
| Boom outreach                    | 9.25 m, and 13.7 m with options          |
| Hoisting height max. without jib | 11.5 m, and 17 m with options            |
| Transport dimensions LxWxH       | 2.9 m x 0.75 m x 1.82 m                  |
| Total weight                     | 2,650 kg, and 2,850 kg with options      |
| Boom angle                       | -5° to 83°                               |
| Boom system                      | cylinder and chain system                |
| Slewing angle                    | 360°                                     |
| Driving speed                    | 1st gear: 1.1 km/h<br>2nd gear: 2.2 km/h |
| Engine                           | Yanmar 3-cylinder diesel                 |
| Inclination angle, driving       | 20°                                      |
| Outrigger pressure               | 2,800 kg per outrigger                   |
| Ground pressure, tracks          | 0.79 kg/cm²                              |
| Extendible, removable ballast    | 600 kg                                   |
| Noise                            | 75 dB                                    |

## Accessories/Options

|                                    |  |
|------------------------------------|--|
| Dimensions including winch and jib | 3.14 m x 0.75 m x 1.95 m                                       |
| Fly jib 1                          | 4.3 m  |
| Winch 2                            | 1,000 kg, 2,000 kg and 3,000 kg                                |
| Hoisting speed with winch          | 20.8 m/min   |
| Winch cable                        | 40 m long  |
| Extension section 3                | 30° adjustable   |
| Electric motor                     | 230 V single phase   |
| Outriggers                         | position measuring system for steplessly swivelling outriggers |
| Outriggers 4                       | bend   |
| Outriggers                         | hydraulically extending stepless                               |
| Slewing                            | unlimited  |
| Crawler 5                          | non-marking  |
| Crawler                            | pick and carry   |
| Lighting                           | work light on boom and jib                                     |
| Storage box 6                      | extra storage box  |
| Speed controller                   | 900 to 1,700 rpm   |








## C6 SHORTLY

- › An easy to use, wirelessly remote controlled machine
- › Transport with a trailer, 3.500 kg
- › Electric motor 230 V
- › Very low machine weight with high hoisting capacity
- › The machine can be operational at 16 metres within three minutes

With fly-jib

No rights can be derived from the information stated here.



## WHY HOEFLON?

Hoefton transport solutions are extremely versatile, making them perfect for moving heavy materials in close quarters or difficult-to-reach areas at project sites. We are happy to offer advice concerning the best solution for your situation. Ask us about the possibilities!

Your Hoefton® dealer ▶

**HOEFLON®**

Made in Holland

Hoefton International B.V.

address Zwolleweg 2 3771 NR Barneveld, The Netherlands

tel. +31 (0)342 400288 email info@hoefton.com

**HOEFLON.COM**