

## Components




A-FRAME



SPRING STOPPER



HOISTING DRUM



LUFFING DRUM

COUNT JIN & BALLAST BLOCK



BOOM SECTION



HOISTING & LUFFING GEAR



## HKL1855 LUFFING CRANE

### HKL1855 Packing List

| Item   | Dimension(L X W X H)  | Quantity | Length(m) | Width(m) | Height(m) | Unit Weight | Total Weight |
|--|---|----------|-----------|----------|-----------|-------------|--------------|
| #1 Boom  |   | 1        | 10,48     | 1,73     | 1,85      | 2250        | 2250         |
| #2 Boom  |   | 1        | 9,26      | 1,62     | 1,88      | 1230        | 1230         |
| #3 Boom  |   | 1        | 5,3       | 1,62     | 1,88      | 750         | 750          |
| #4, #5 Boom                                    |   | 2        | 10,47     | 1,62     | 1,72      | 1280        | 2560         |
| #6 Boom  |   | 1        | 11,3      | 1,62     | 2,75      | 1370        | 1370         |
| Luffing, Hoist ass'y                           |   | 1        | 4,06      | 2,44     | 1,68      | 7700        | 7700         |
| Counter jib                                    |   | 1        | 8,84      | 2,3      | 1,35      | 7070        | 7070         |
| Turn Table ass'y                               |   | 1        | 2,74      | 2,62     | 2,85      | 7630        | 7630         |
| A-Frame  |   | 1        | 12,85     | 1,79     | 1,1       | 4270        | 4270         |
| Cabin  |   | 1        | 4,10      | 2,08     | 2,45      | 970         | 970          |
| Spring Stopper                                 |   | 2        | 2,88      | 0,29     | 0,98      | 260         | 520          |
| Mobile Tackle                                  |   | 1        | 1,04      | 1,04     | 0,54      | 385         | 385          |
| A-Frame Ladder                                 |   | 1        | 12,05     | 0,87     | 0,72      | 240         | 240          |
| S / Tower section                              |   | 7        | 4,14      | 2,3      | 2,3       | 2600        | 18200        |
| Base tower section                             |   | 1        | 12,41     | 2,3      | 2,3       | 7950        | 7950         |
| Ballast block                                  | "A" type  | 1        | 2,55      | 0,97     | 1,3       | 5000        | 5000         |
|  | "B" Type  | 4        | 3,6       | 0,5      | 1,3       | 5000        | 20000        |
| Guide section cpl                              |   | 1        | 8,39      | 2,80     | 2,50      | 4070        | 4070         |
| Platforms                                      |   | 1        | 5,00      | 1,50     | 2,00      | 2300        | 2300         |
| Hydraulic system, supporting and climbing part |   | 1        | 2,10      | 1,25     | 1,00      | 800         | 800          |
| Others   | Crate with small parts, foundation anchor, pendant wire roe | 1        | 1,7       | 1,0      | 1,5       | 3000        | 3000         |

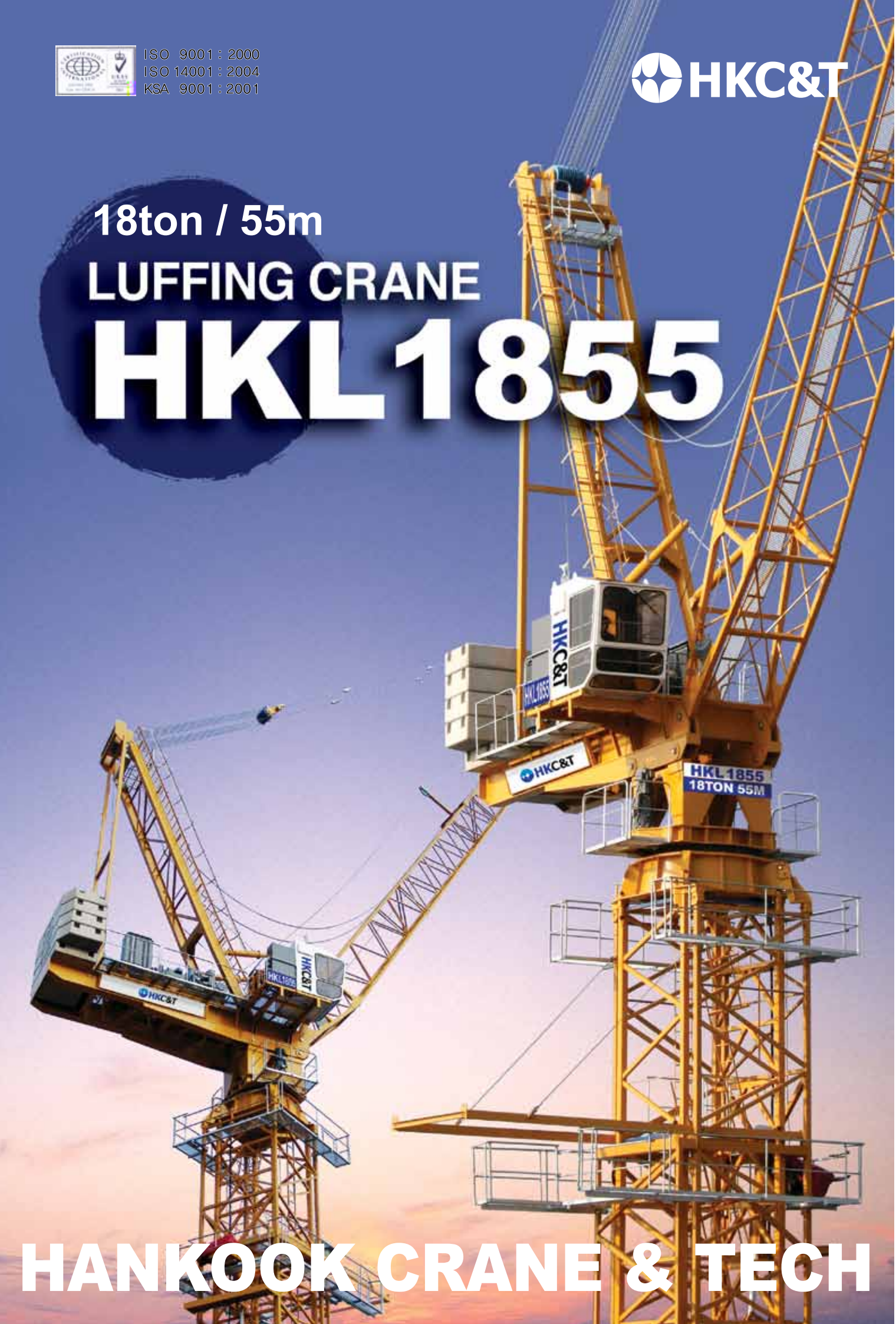


Head Office : 91-10 Daewon-dong, Changwon, Gyeongnam, Korea TEL:+82-55-238-0009 FAX:+82-55-238-0006  
 Seoul Office : 197-28, 13F E&C Venture Dream Tower VI, Guro-dong Guro-Gu, Seoul, Korea TEL:+82-2-830-0040 FAX:+82-2-830-0065  
 Viet Nam : Road 25B, Nhon Trach 2 Industrial Park, Nhon Trach District, Dong Nai Province TEL:+84-61-356-9500 FAX:+84-61-356-9501  
 Gulf Branch : P.O.Box 18379, JAFZ Dubai, U.A.E TEL:+971-4-8815727 FAX:+971-4-8815728  
 Qatar Office : P.O.Box 55654, Doha, Qatar TEL:+974-466-1326 FAX:+974-466-0049

www.hkcnt.com

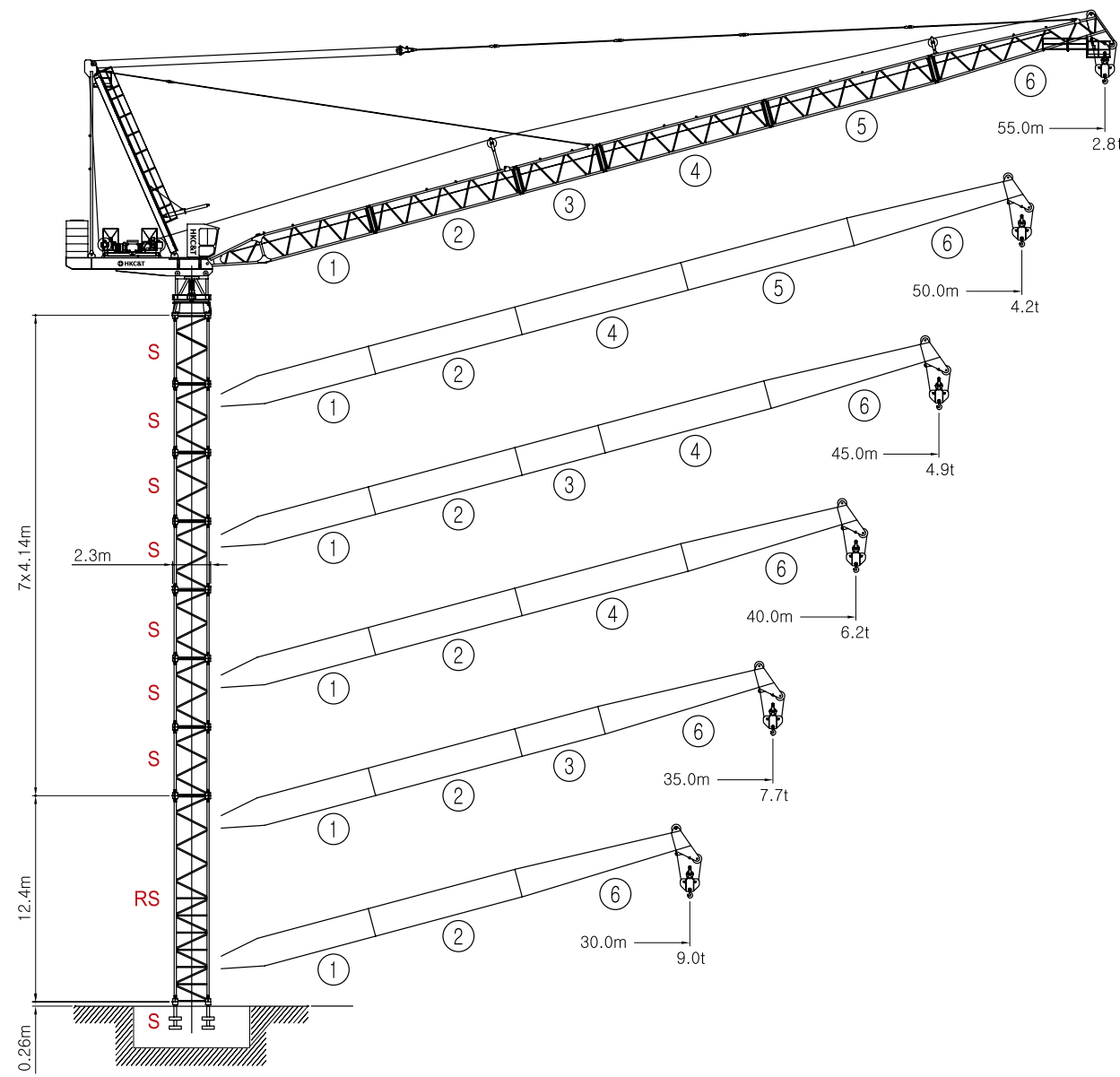


# 18ton / 55m LUFFING CRANE HKL1855

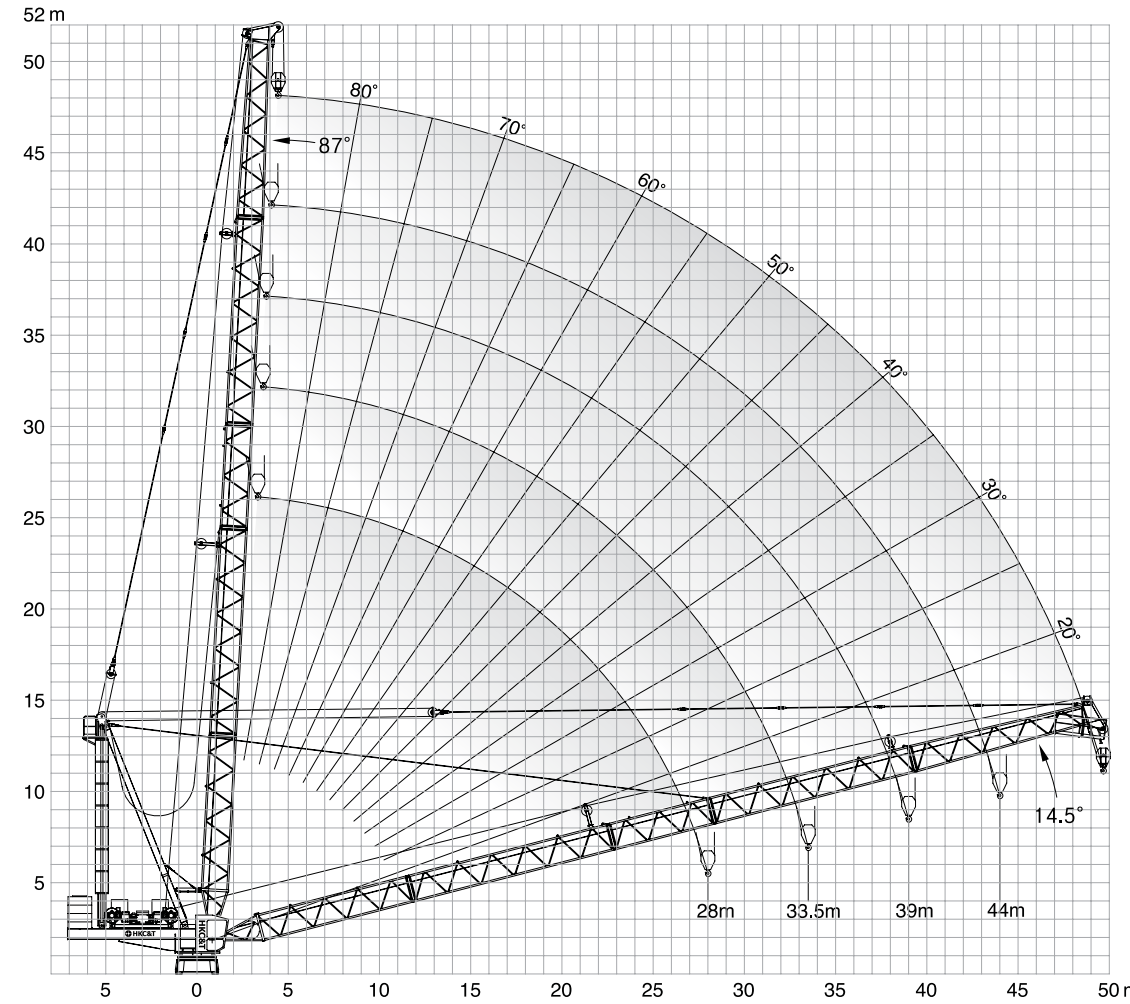


# HANKOOK CRANE & TECH

# 18TON LUFFING CRANE HKL 1855



## Radius and Hoisting height



## Radius and capacity

| Length of jib | MAX Capacity      | Radius and capacity |       |       |       |       |      |      |      |      |      |      |      |      |      |      |      |
|---------------|-------------------|---------------------|-------|-------|-------|-------|------|------|------|------|------|------|------|------|------|------|------|
|               |                   | m/kg                |       |       |       |       |      |      |      |      |      |      |      |      |      |      |      |
| Radius(m)     | m/kg              | 18                  | 20    | 23    | 25    | 28    | 30   | 33   | 35   | 38   | 40   | 43   | 45   | 48   | 50   | 53   | 55   |
| 55m           | 5,4-27,2<br>9000  | 9000                | 9000  | 9000  | 9000  | 9000  | 8240 | 7060 | 6390 | 5530 | 5020 | 4360 | 3970 | 3460 | 3150 | 2740 | 2800 |
| 50m           | 5,4-27,8<br>9000  | 9000                | 9000  | 9000  | 9000  | 9000  | 8610 | 7430 | 6770 | 6190 | 5750 | 5190 | 4850 | 4480 | 4200 |      |      |
|               | 5,4-16,5<br>18000 | 17130               | 14890 | 12280 | 10910 | 9230  | 8300 | 7140 | 6480 | 5910 | 5480 | 4940 | 4600 | 4250 | 4010 |      |      |
| 45m           | 5,4-29,0<br>9000  | 9000                | 9000  | 9000  | 9000  | 9000  | 8880 | 7710 | 7040 | 6470 | 5960 | 5290 | 4900 |      |      |      |      |
|               | 5,4-16,6<br>18000 | 17420               | 15180 | 12580 | 11200 | 9520  | 8600 | 7440 | 6780 | 6220 | 5720 | 5070 | 4700 |      |      |      |      |
| 40m           | 5,4-30,0<br>9000  | 9000                | 9000  | 9000  | 9000  | 9000  | 9000 | 8090 | 7430 | 6720 | 6230 |      |      |      |      |      |      |
|               | 5,4-17,3<br>18000 | 17820               | 15570 | 12970 | 11600 | 9930  | 9010 | 7850 | 7190 | 6500 | 6030 |      |      |      |      |      |      |
| 35m           | 5,4-30,8<br>9000  | 9000                | 9000  | 9000  | 9000  | 9000  | 9000 | 8350 | 7700 |      |      |      |      |      |      |      |      |
|               | 5,4-17,4<br>18000 | 18000               | 15840 | 13240 | 11870 | 10290 | 9290 | 8140 | 7510 |      |      |      |      |      |      |      |      |
| 30m           | 5,4-30,0<br>9000  | 9000                | 9000  | 9000  | 9000  | 9000  | 9000 |      |      |      |      |      |      |      |      |      |      |
|               | 5,4-17,7<br>18000 | 18000               | 16240 | 13650 | 12280 | 10620 | 9730 |      |      |      |      |      |      |      |      |      |      |

## Tower height

| Number of tower section | 290HC Reinforced Tower Section(2,3X2,3X4,14m) |                    |
|-------------------------|---|--------------------|
|                         | Jib length                                    |                    |
|                         | 30 / 35m                                      | 40 / 45 / 50 / 55m |
| 0                       | 12,7 (RS)                                     | 12,7 (RS)          |
| 1                       | 16,8 (S)                                      | 16,8 (S)           |
| 2                       | 21,0 (S)                                      | 21,0 (S)           |
| 3                       | 25,1 (S)                                      | 25,1 (S)           |
| 4                       | 29,3 (S)                                      | 29,3 (S)           |
| 5                       | 33,4 (S)                                      | 33,4 (S)           |
| 6                       | 37,5 (S)                                      | 37,5 (S)           |
| 7                       | 41,7 (S)                                      | 41,7 (S)           |
| 8                       | 45,8 (S)                                      | -                  |

## Driving unit speed

| Hoist gear              | Gear | kg    | m/min     | Luffing                             | Slewing                        |
|-------------------------|------|-------|-----------|-------------------------------------|--------------------------------|
| <br>65 kW<br>Elmag, WSB | 1    | 9000  | 1,4/27,1  | <br>65 kW, WSB<br>15°~ 87° / 2,2min | <br>2 X 6.3 kW<br>0,63 sl./min |
|                         | 2    | 5000  | 3,2/62,7  |                                     |                                |
|                         | 3    | 2100  | 6,7/128,8 |                                     |                                |
|                         | 1    | 18000 | 2,8/13,5  |                                     |                                |
|                         | 2    | 10000 | 6,4/31,4  |                                     |                                |
|                         | 3    | 4200  | 13,4/64,4 |                                     |                                |