

# Mobile Crane Grue mobile

# LTM 1500-8.1

## Technical Data Caractéristiques techniques

LTM 1500-8.1



LIEBHERR

# LIEBHERR



# Table of content

## Tables des matières

Technical Data · Caractéristiques technique

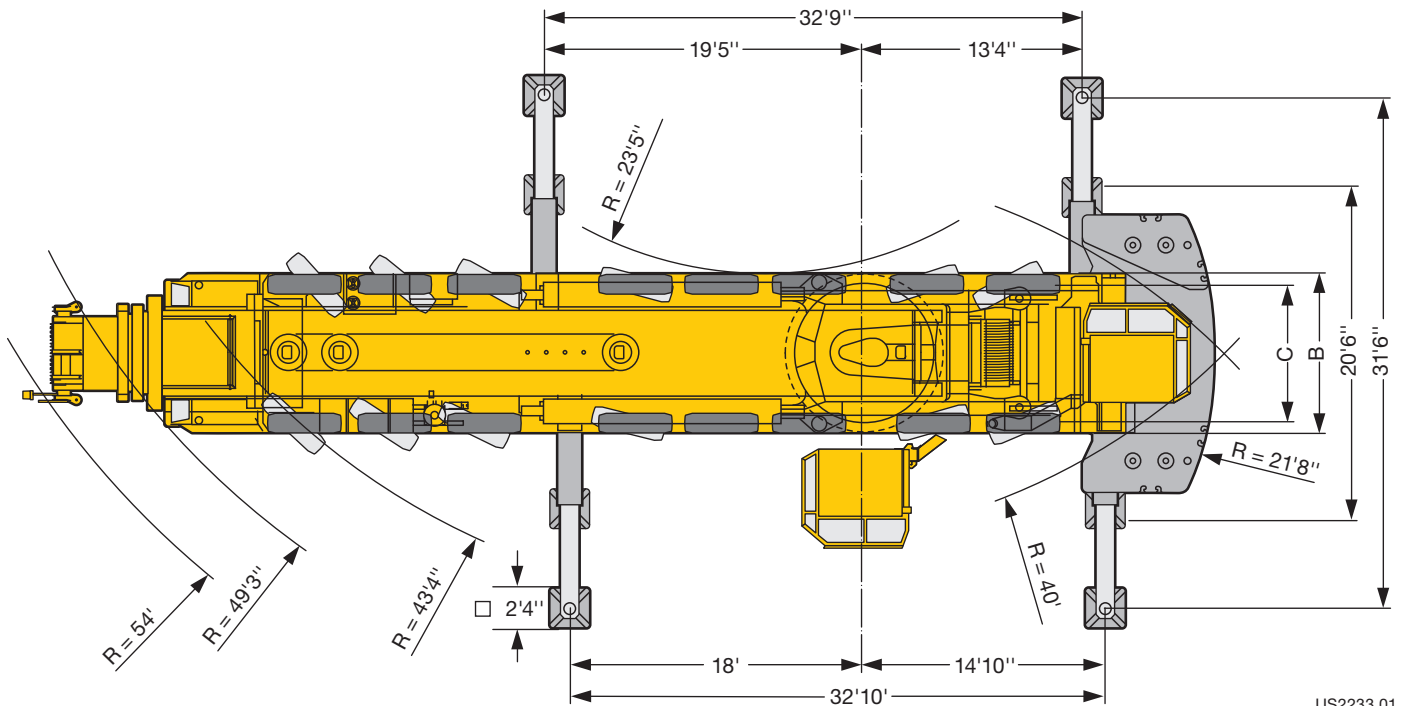
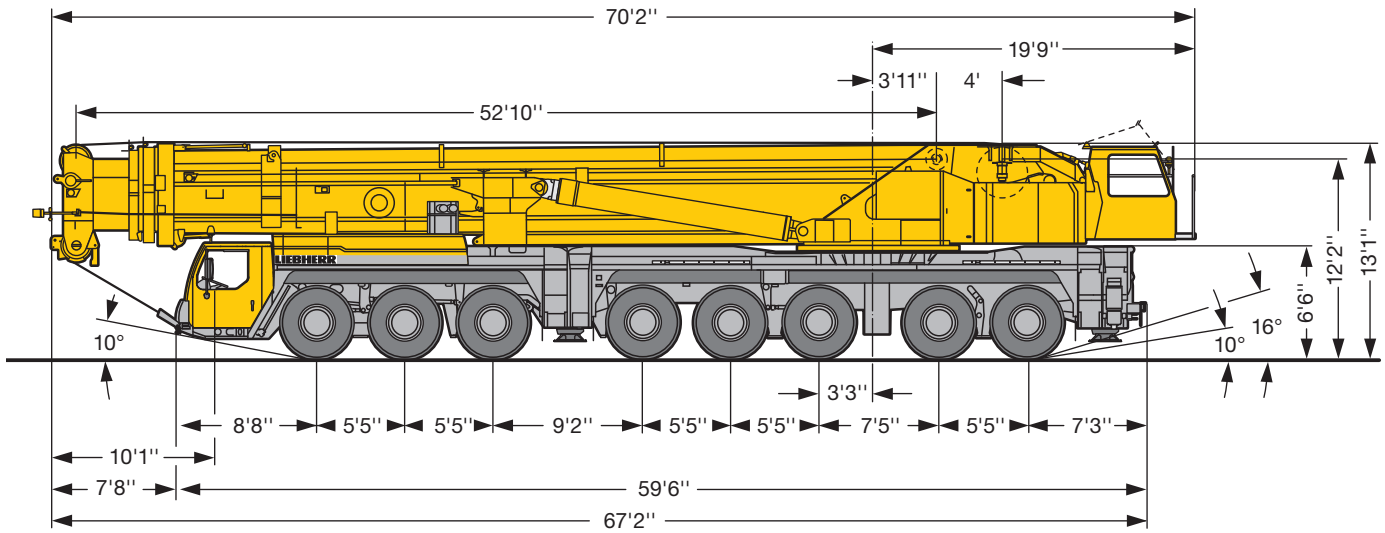
164 ft 

276 ft 

Dimensions · Encombrement		
Transportation plan · Plan de transport	A	A
Boom/jib combinations · Configurations de flèche		
Weights, Working speeds · Poids, Vitesses		
T	B	B
TY3	C	C
TF	D	D
TVF	E	-
TY3F	F	F
TY3EF	G	G
TVY3F	H	-
TN	I	I
TVN	J	-
TY3N	K	K
TVY3N	L	-
TY3SN	M	M
TNZF	N	N
TY3NZF	O	O
TY3ENZF	P	P
Equipment · Equipement		
Description of symbols · Explication des symboles	Q	Q
Remarks · Remarques		


A

# Dimensions Encombrement



US2233.01

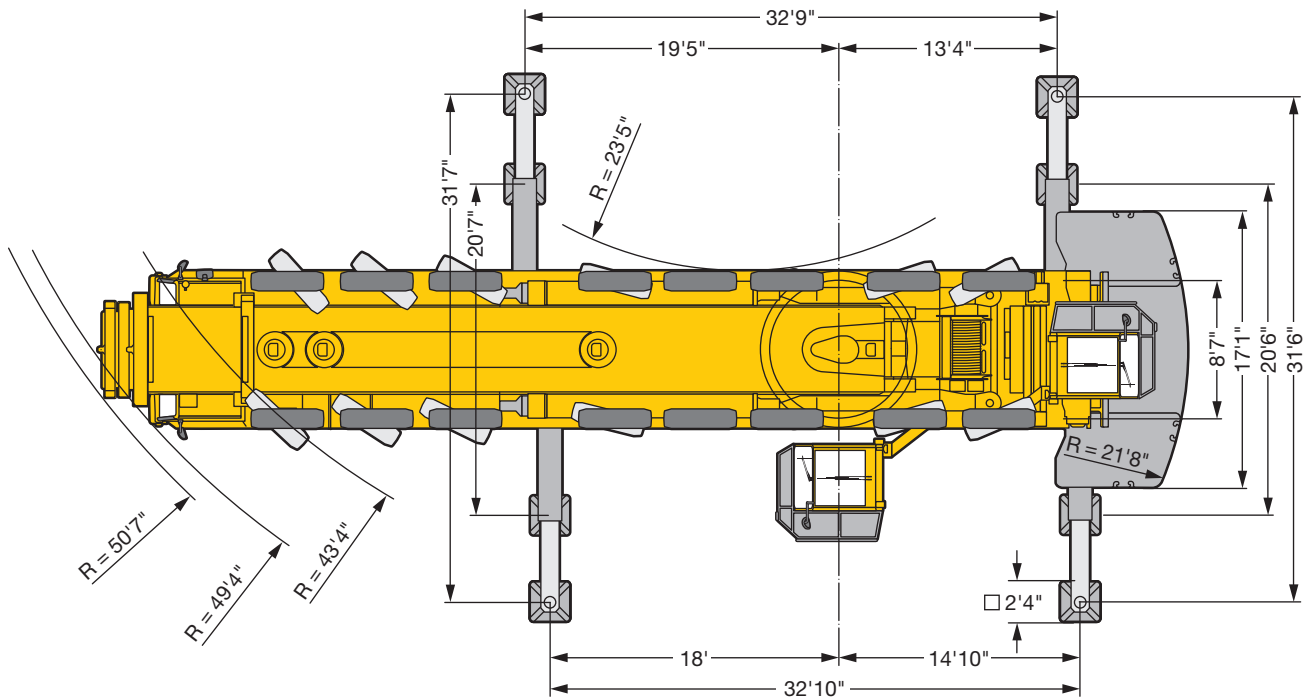
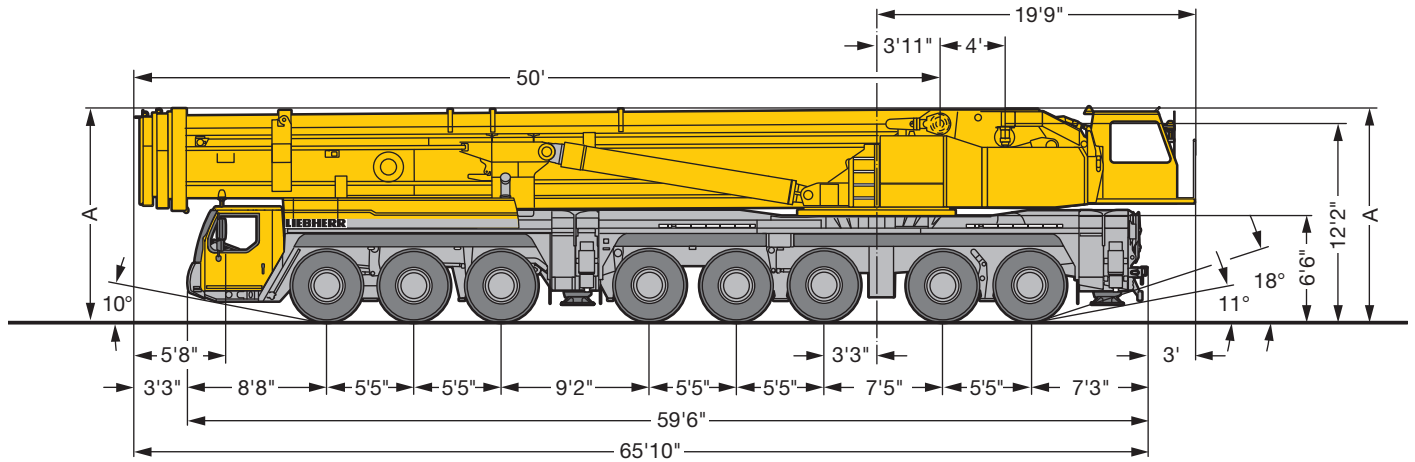
Tyres 385/95 R 25 (14.00 R 25) - Pneumatiques 385/95 R 25 (14.00 R 25)

	Dimensions · Encombrement	
	B	C
385/95 R 25 (14.00 R 25)	9'10"	8'7"
445/95 R 25 (16.00 R 25)	9'10"	8'4"
525/80 R 25 (20.5 R 25)	10'7"	8'10"



A

**Dimensions - Operating on road**  
**Encombrement - Déplacement sur route**



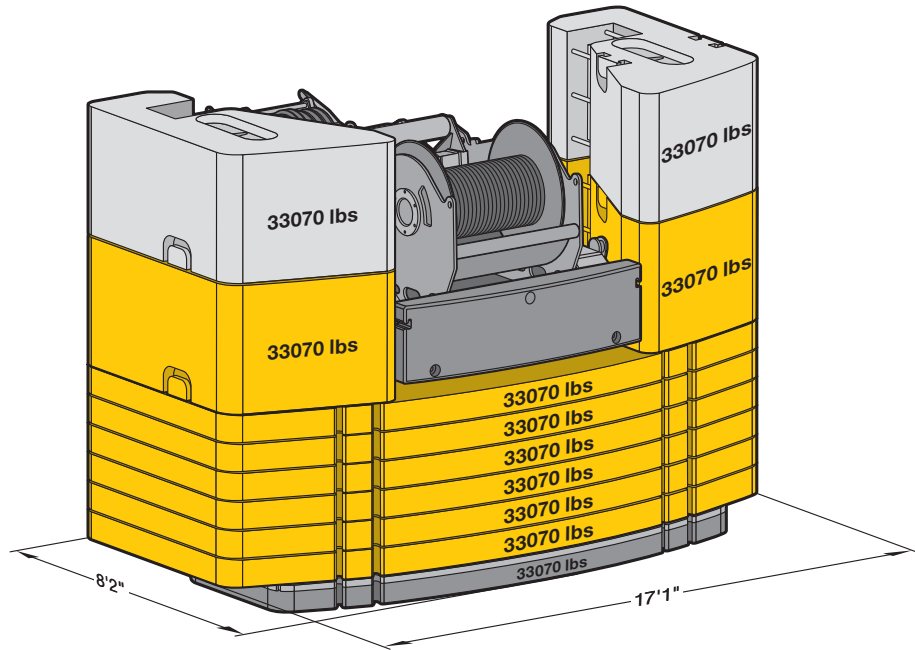
US2775

# Dimensions - Counterweight Encombrement - Contrepoids



A

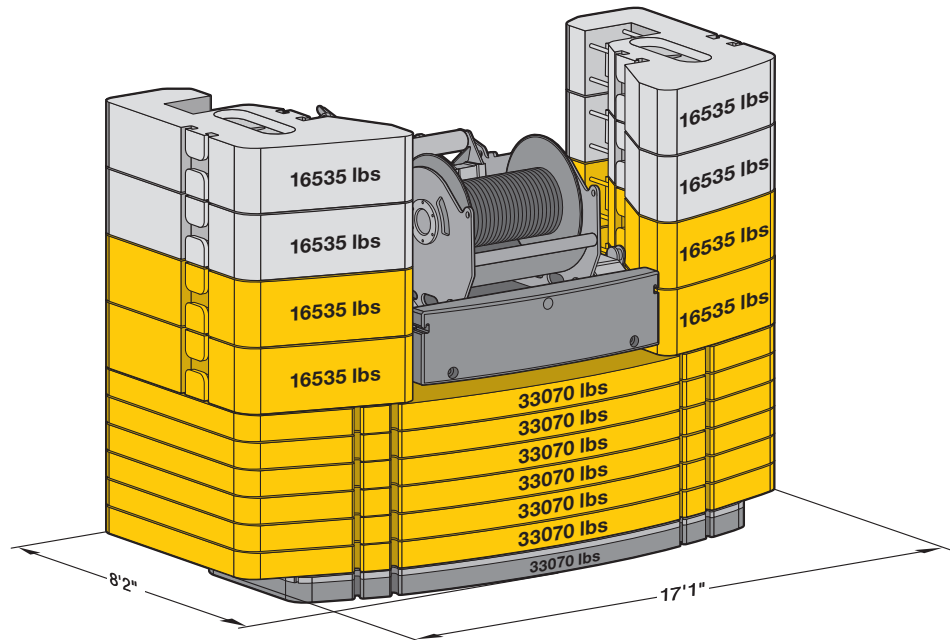
standard · standard



US2776

Basic counterweight · Contrepoids de base	<b>297630 lbs</b>
Additional counterweight · Contrepoids additionnel	<b>66140 lbs</b>
Total · Total	<b>363770 lbs</b>

optional · en option

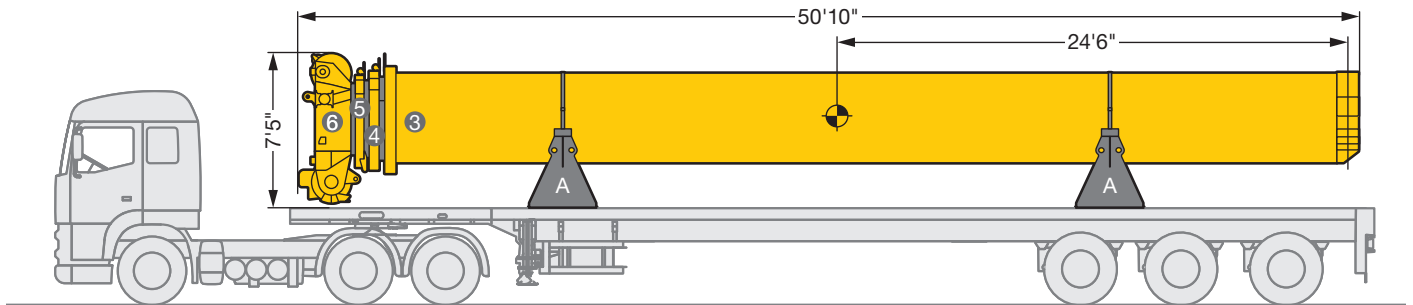


US2777

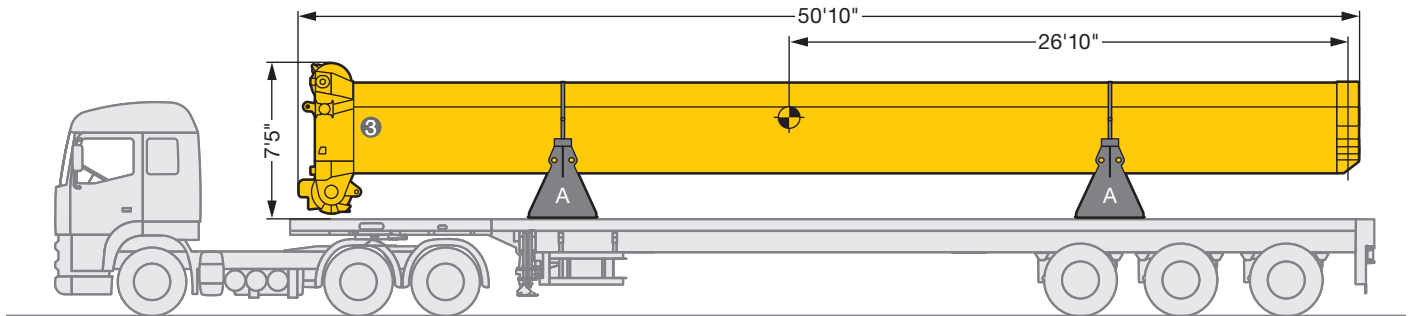
A

# Transportation plan Plan de transport

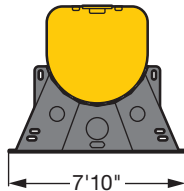
Weights telescopic sections ③-⑥ including supporting stands B: 47400 lbs  
Poids des éléments télescopiques ③-⑥ et des consoles de support B: 47400 lbs



Weight telescopic section ③ including supporting stands B: 18500 lbs  
Poid de l'élément télescopique ③ et des consoles de support B: 18500 lbs



A = Part A / Partie A



US2774



# Weights Poids



A



Axle · Essieu	1	2	3	4	5	6	7	8	Total weight · Poids total lbs
lbs	26400	26400	26400	26400	26400	26400	26400	26400	211200*

\* with 164 ft long telescopic boom · avec flèche télescopique de 164 ft



Load · Forces de levage kips	No. of sheaves · Poulies	No. of lines · Brins	Weight · Poids lbs
604	13	27	13448
546	11	23	8157
376	7	15	5952
187	3	7	5732
82	1	3	3083
28	–	1	1543

# Working speeds Vitesses



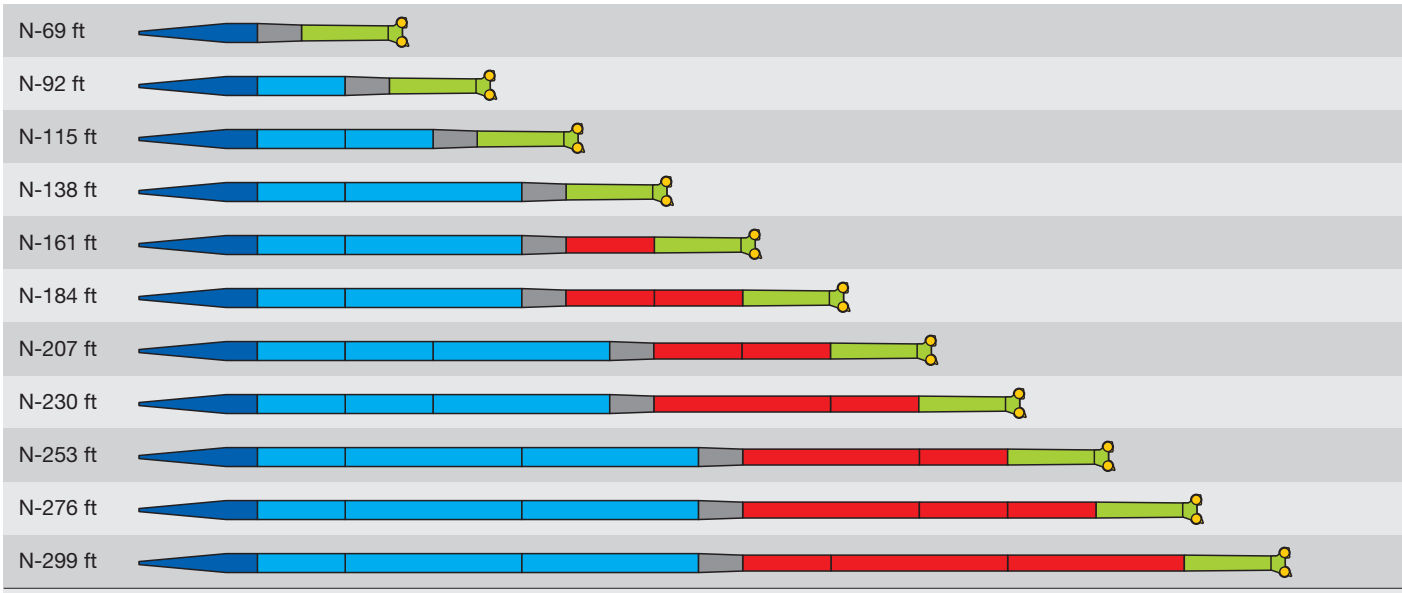
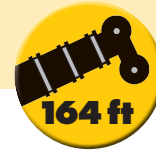
		1	2	3	4	5	6	7	8	9	10	11	12	R 1	R 2	
385/95 R 25 (14.00 R 25)		3.2	4.2	5.4	6.9	8.8	11.2	14.8	19	24.5	31.4	39.9	46.6	3.5	4.5	37.4 %
445/95 R 25 (16.00 R 25) 525/80 R 25 (20.5 R 25)		3.5	4.5	5.8	7.5	9.5	12.2	16.1	20.6	26.7	34.2	43.4	50	3.8	4.9	33.9 %










Drive · Mécanismes	infinitely variable · en continu	Rope diameter / length Diamètre / Longueur du câble	Max. single line pull Effort au brin maxi.
	0 - 426 ft/min single line · au brin simple	1" / 2034 ft	28350 lbs
	0 - 475 ft/min single line · au brin simple	1" / 2034 ft	28350 lbs
	0 - 426 ft/min single line · au brin simple	1" / 3445 ft	28350 lbs
	0 - 1 rpm		
	approx. 70 seconds to reach 83° boom angle · env. 70 s jusqu'à 83°		
	approx. 330/750 seconds for boom extension from 53 ft – 164 ft/53 ft – 276 ft env. 330/750 s pour passer de 53 ft – 164 ft/53 ft – 276 ft		

A

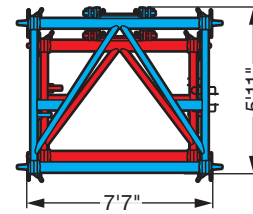
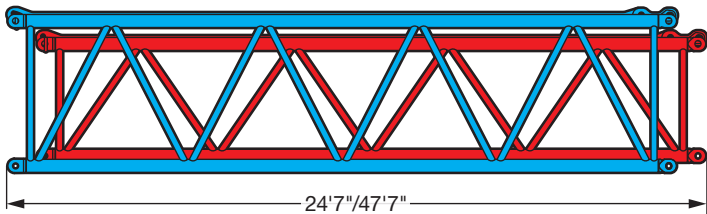
# Boom/jib combinations - Luffing fly jib Configurations de flèche - Fléchette à volée variable



2 x 23' sections can be replaced by one 46' section · deux pièces intermédiaires de 23' peuvent être remplacées par une pièce intermédiaire de 46'

-  31'2" N-shaped base section · Élément de base N
-  NA-23'
-  NA-46'
-  11'6" NM reduction section · Élément réducteur NM
-  NI-23'
-  NI-46'
-  26'3" N head section · Élément de tête N

US2773

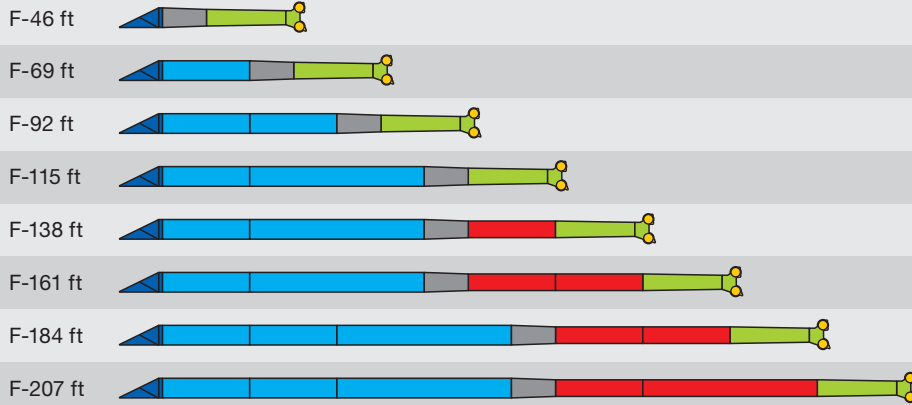


US2517








# Boom/jib combinations - Fixed fly jib Configurations de flèche - Fléchette fixe



A





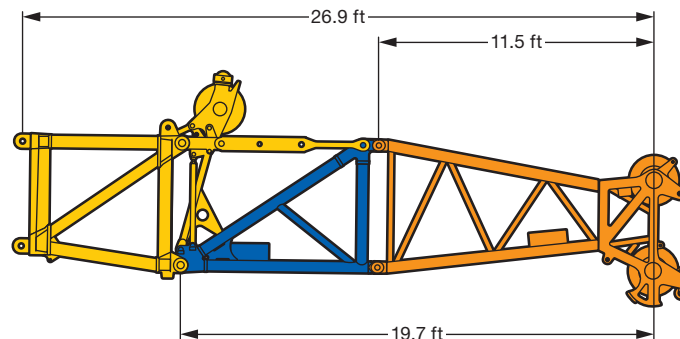
2 x 23' sections can be replaced by one 46' section · deux pièces intermédiaires de 23' peuvent être remplacées par une pièce intermédiaire de 46'

-  8'2" TF-adaptateur · TF-adaptateur
-  NA-23'
-  NA-46'
-  11'6" NI Reduction section · Élément réducteur NI
-  NI-23'
-  NI-46'
-  26'3" N Head section · Élément de tête N

US2772



-  8'2" TF-adaptateur · TF-adaptateur
-  11'6" Head section · Élément de tête



US2792



- T** Telescopic boom · Flèche télescopique
- Y3** Y-shaped guying system · Haubanage Y
- F** Fixed lattice jib · Fléchette treillis fixe
- NZF** Hydraulically adjustable lattice jib · Fléchette treillis à bras réglable hydrauliquement
- N** Luffing fly jib · Fléchette treillis à volée variable
- V** Telescopic boom extension · Rallonge de flèche télescopique
- E** Eccentric · Axe excentrique
- S** Spacer · Haubanage

**T****TY3****TF  
TNZF****TF  
TNZF****TVF  
TVNZF**

B

C

D/N

D/N

E

**Boom/jib combinations**  
**Configurations de flèche**



A



**TY3F**  
**TY3NZF**

**TY3F**  
**TY3NZF**

**TY3EF**  
**TY3ENZF**

**TY3EF**  
**TY3ENZF**

**TVY3NZF**

**TVY3F**  
**TVY3NZF**

F/O

F/O

G/P

G/P

H

# Boom/jib combinations Configurations de flèche



**TN**

**TVN**

**TY3N**

**TVY3N**

**TY3SN**



I

J

K

L

M

S2706.02



# Lifting capacities Forces de levage



T

B

53 - 164 ft



363800 lbs
297600 lbs
231500 lbs

85%

ft	53 ft		70 ft	87 ft	104 ft	121 ft	138 ft	155 ft	164 ft	ft
9	604	604								9
10	1081	604								10
11	947	604	604							11
12	830	604	604							12
13	729	604	604	545						13
14	656	604	589	535						14
15	602	602	577	523						15
16	594	594	560	513	413					16
17	578	578	541	501	406					17
18	558	558	521	488	396	333				18
20	519	519	483	463	375	331				20
22	486	486	451	440	357	317	266			22
24	456	456	424	418	341	303	261			24
26	429	429	408	396	326	290	251	216		26
28	406	406	389	379	314	277	241	210	178	28
30	384	384	367	360	302	265	232	204	177	30
32	363	363	348	340	292	253	224	197	171	32
34	344	344	330	324	280	242	216	192	166	34
36	325	325	314	309	267	232	208	186	160	36
38	306	306	298	295	254	222	200	180	155	38
40	289	289	283	281	243	214	192	174	150	40
45	255	255	252	250	223	196	176	161	140	45
50			229	224	204	181	162	148	129	50
55			207	203	188	166	149	136	120	55
60			185	184	173	153	138	127	112	60
65			151	168	163	141	127	118	105	65
70				154	154	133	119	110	97.3	70
75				143	144	126	113	103	90.2	75
80					134	119	107	96.1	83.7	80
85					124	113	102	90.8	78.8	85
90					116	107	96.9	85.9	74.1	90
95					103	102	92.2	81.3	69.7	95
100						96.2	87.7	76.8	65.6	100
105						89.8	83.3	72.6	61.5	105
110						84.3	79.2	69.6	58.8	110
115							75.3	66.7	56.2	115
120							71.4	63.9	53.6	120
125							67.6	61.3	51.2	125
130							63.9	58.7	48.9	130
135								56.3	46.7	135
140								53.9	44.5	140
145								50.8	42.5	145
150								42.1	40.5	150
155									38.5	155

\* over rear lifting capacities above 604000 lbs only with special equipment  
en arriere forces de levage plus de 604000 lbs seulement avec équipement supplémentaire

TAB 221355 / 221357 / 221359 / 221360 / 221362 / 221761







# Lifting capacities Forces de levage



T

B

53 - 164 ft  
  
  
  
  
**85%**

ft	ft								ft
	53 ft	70 ft	87 ft	104 ft	121 ft	138 ft	155 ft	164 ft	
9	604								9
10	604								10
11	604	604							11
12	604	604							12
13	604	604	545						13
14	586	585	535						14
15	566	563	523						15
16	543	540	513	413					16
17	522	519	501	406					17
18	502	500	488	396	333				18
20	464	462	461	375	331				20
22	430	429	428	357	317	266			22
24	399	399	397	341	303	261			24
26	370	370	368	326	290	251	216		26
28	347	346	345	314	277	241	210	178	28
30	324	324	322	302	265	232	204	177	30
32	304	306	302	292	253	224	197	171	32
34	286	289	284	279	243	216	192	166	34
36	269	272	267	266	233	208	186	160	36
38	253	256	251	252	223	200	180	155	38
40	238	241	236	239	214	192	174	150	40
45	208	210	210	209	196	176	161	140	45
50		185	186	184	178	162	148	129	50
55		165	165	163	161	149	136	120	55
60		147	147	145	146	138	127	112	60
65		133	133	130	131	127	118	105	65
70			121	121	118	115	110	97.5	70
75			111	112	107	107	103	90	75
80				102	98	100	95.5	83.5	80
85				93.5	89.5	91.5	89	79	85
90				86	82	84	82	74	90
95				79	76.5	77.5	75.5	69.5	95
100					72	71	69.5	65.5	100
105					67	66	64	61.5	105
110					62.5	61	59.2	58.8	110
115						56.9	54.9	55.1	115
120						53.1	51	51.2	120
125						49.6	47.5	47.6	125
130						46.6	44.4	44.5	130
135							41.5	41.6	135
140							38.8	38.8	140
145							36.3	36.2	145
150							34.1	33.9	150
155								31.8	155






TAB 221363

# Lifting capacities Forces de levage



T

B

53 - 164 ft  
 T  
  
 360°  
 165300 lbs  
 85%

	53 ft	70 ft	87 ft	104 ft	121 ft	138 ft	155 ft	164 ft	
9	604								9
10	604								10
11	604	604							11
12	604	604							12
13	604	602	545						13
14	582	580	535						14
15	558	555	523						15
16	535	532	513	413					16
17	514	511	499	406					17
18	494	492	484	396	333				18
20	454	453	452	375	331				20
22	419	418	417	357	317	266			22
24	388	387	386	341	303	261			24
26	360	360	358	326	290	251	216		26
28	335	336	333	314	277	241	210	178	28
30	312	315	310	302	265	232	204	177	30
32	291	294	289	289	253	224	197	171	32
34	273	276	272	274	243	216	192	166	34
36	257	260	257	258	233	208	186	160	36
38	240	243	242	241	223	200	180	155	38
40	225	228	228	226	213	192	174	150	40
45	195	198	198	196	192	176	161	140	45
50		174	174	172	171	162	148	129	50
55		153	154	151	152	147	136	120	55
60		136	137	135	134	132	127	112	60
65		121	122	123	120	118	117	105	65
70			109	111	107	108	106	97.5	70
75			98	99.5	97	98	96	90	75
80				89.5	89	88	86.5	83.5	80
85				81.5	81	80	78	78	85
90				74.5	74	73	71	71.5	90
95				68.5	68	67	65	65	95
100					62.5	61.5	59.4	59.6	100
105					57.6	56.5	54.5	54.8	105
110					53.5	52.3	50.3	50.5	110
115						48.5	46.5	46.7	115
120						45.1	43	43.2	120
125						42	39.8	40	125
130						39.3	36.9	37	130
135							34.1	34.2	135
140							31.7	31.7	140
145							29.4	29.3	145
150							27.5	27.3	150
155								25.4	155

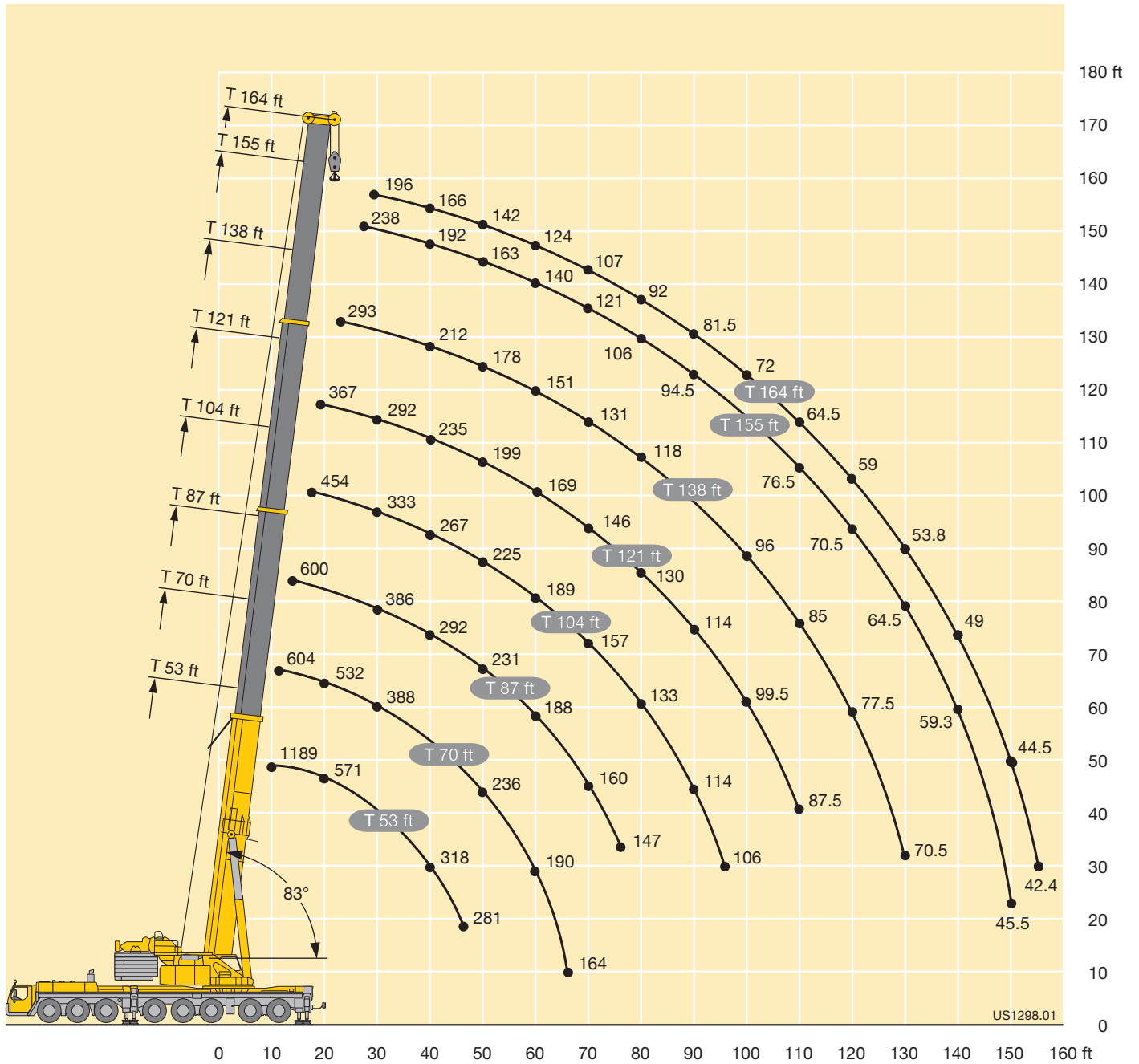
TAB 221364

# Lifting heights Hauteurs de levage



T

B



US1298.01

# Lifting capacities Forces de levage



**TY3**



**C**

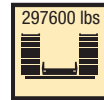
ft	104 ft	121 ft	138 ft	155 ft	164 ft	ft
26		402				26
28		386				28
30	389	369	345	323	290	30
32	369	352	331	311	290	32
34	352	336	317	299	285	34
36	338	322	304	288	276	36
38	323	308	292	278	268	38
40	309	295	280	268	259	40
45	276	270	259	246	239	45
50	248	247	237	228	221	50
55	223	226	218	212	206	55
60	202	205	200	198	193	60
65	184	187	183	184	181	65
70	169	172	167	170	169	70
75	155	158	153	156	157	75
80	142	146	141	144	144	80
85	131	135	130	133	133	85
90	119	125	121	123	124	90
95	104	117	112	115	115	95
100		109	104	107	107	100
105		101	96.5	99.5	100	105
110		90.5	90.5	93	93.5	110
115			84.5	87	88	115
120			79	82	82.5	120
125			73	77	77.5	125
130			62	72	72.5	130
135				68	68.5	135
140				63.5	64.5	140
145				56.9	61	145
150				39.5	57.6	150
155					48.2	155

TAB 223262

# Lifting capacities Forces de levage



**TY3**



**85%**

ft	104 ft	121 ft	138 ft	155 ft	164 ft	ft
16	460					16
17	457					17
18	453	468				18
20	444	465				20
22	437	446	404			22
24	430	426	395			24
26	423	405	378	345	290	26
28	407	386	361	335	290	28
30	388	369	345	323	290	30
32	367	352	331	311	290	32
34	348	336	317	299	285	34
36	330	322	304	288	276	36
38	312	308	292	278	268	38
40	296	294	280	268	259	40
45	262	264	257	246	239	45
50	234	237	231	226	221	50
55	210	213	208	207	204	55
60	188	192	187	188	186	60
65	171	174	169	172	170	65
70	155	159	154	157	157	70
75	142	145	140	143	144	75
80	130	133	128	131	132	80
85	119	123	118	121	121	85
90	110	113	109	112	112	90
95	100	105	100	103	104	95
100		97.5	92.5	95.5	96.5	100
105		90.5	86	89	89.5	105
110		84.5	80	82.5	83.5	110
115			74.5	77	77.5	115
120			69	72	72.5	120
125			64.5	67.5	68	125
130			60.5	63	63.5	130
135				59.1	59.6	135
140				55.5	55.9	140
145				51	52.5	145
150				38.6	49.4	150
155					45.1	155


TAB 223263

C


**Lifting heights**  
**Hauteurs de levage**



**TY3**



# Lifting capacities Forces de levage




53-164 ft  
 20-207 ft  
 360°  
 297600 lbs  
 85%

ft	53 ft + 7 ft*																		ft	
	20 ft**			46 ft			69 ft			92 ft			115 ft			138 ft				
	0°	20°	40°	0°	20°	40°	0°	20°	40°	0°	20°	40°	0°	20°	40°	0°	20°	40°		
13	315																			13
14	315																			14
15	315			216																15
16	315			210																16
17	315			204																17
18	315	180		198			169													18
20	313	178		186			167													20
22	300	168	98.5	176			159			124										22
24	288	158	97	166			152			121										24
26	277	149	93.5	157			145			116			94.5							26
28	267	141	91	150			139			111			91.5			74.5				28
30	257	134	88.5	143			133			107			88			74				30
32	246	128	86	137	96		127			103			84.5			71.5				32
34	232	122	83.5	131	94.5		122			99			82			69				34
36	216	117	81.5	126	92		117			95.5			79			67				36
38	201	112	79.5	121	89.5		113			92			76.5			64.5				38
40	186	108	78	117	87.5		108			88.5			74			62.5				40
45	151	97.5	73.5	106	82	67	99.5	72		81.5			68			57.9				45
50	130	89.5	70	98	77.5	65	91.5	68.5		75			63			53.9				50
55	114	82.5	67.5	91	74	62.5	83.5	64.5		69	53.3		58.8			50.2				55
60	100	76.5		85	70	61	76	61		64	50.2		54.8			47				60
65	87.5	72		79.5	67	59.1	70	57.9	41.8	58.9	47.5		50.8	39.4		44.2				65
70	77.5	68		74.5	64.5	57.7	65	54.7	40.4	54.9	45		47.2	37.6		41.5				70
75				70	62	56.6	60	51.5	39.1	51.3	42.7		43.9	35.6		38.8				75
80				66.5	60	55.8	55.7	48.4	37.8	48	40.7	29.4	41	33.7		36.2	29.4			80
85				63	58.2	55.7	51.6	45.6	36.7	44.8	38.8	28.3	38.6	32		33.8	27.9			85
90				59	56		47.9	43.2	35.8	41.9	36.7	27.3	36.5	30.5		31.6	26.5			90
95				55.2	53.9		44.8	41.1	35	39	34.7	26.3	34.4	29.1		29.9	25.2			95
100							42.2	39.1	34.4	36.4	32.8	25.5	32.4	27.8	20.4	28.3	23.9			100
105							39.8	37.2	34	33.8	31.1	24.7	30.4	26.5	19.6	26.9	22.8			105
110							37.7	35.8	33.9	31.7	29.6	24	28.5	25.2	18.9	25.5	21.8			110
115							35.6	34.6		30	28.2	23.4	26.6	23.8	18.2	24.1	20.9	14.5		115
120							33.6			28.5	26.9	22.9	24.9	22.6	17.6	22.7	20	14.3		120
125										27	25.7	22.4	23.3	21.5	17	21.3	19.1	13.7		125
130										25.7	24.7	22.3	22	20.5	16.5	20	18.3	13.2		130
135										24.4	23.9		20.9	19.6	16.1	18.7	17.6	12.7		135
140										23.1	23.1		19.9	18.7	15.6	17.5	16.7	12.3		140
145													19	17.8	15.3	16.5	15.9	11.9		145
150													18	17.1	15.1	15.7	15.2	11.6		150
155													17.1	16.5	15	15	14.5	11.3		155
160													16.3	16		14.3	13.8	11		160
165													15.4			13.7	13.2	10.8		165
170													14.6			13	12.6	10.7		170
175																12.4	12.1	10.6		175
180																11.8	11.7			180
185																11.3	11.4			185
190																10.7	11			190

\* adapter - pièce d'adaptateur  
 \*\* optional - en option

# Lifting capacities Forces de levage



53-164 ft  
 20-207 ft  
 360°  
 297600 lbs  
 85%


D

ft	53 ft + 7 ft*						87 ft + 7 ft*						121 ft + 7 ft*						ft
	161 ft			184 ft			207 ft		20 ft**			20 ft			46 ft				
	0°	20°	40°	0°	20°	40°	0°	20°	0°	20°	40°	0°	20°	40°	0°	20°	40°		
18									315									18	
20									315									20	
22									315	182								22	
24									312	178								24	
26									306	170		259						26	
28									297	163	95	249			161			28	
30									288	157	94.5	239	165		160			30	
32	59.1								280	151	92.5	230	160		155			32	
34	58								273	145	90.5	221	156		151			34	
36	56.2								266	140	89	213	151		148			36	
38	54.4			44.8					258	135	87	205	147	90	144			38	
40	52.7			44.4					251	130	85.5	198	142	89.5	140			40	
45	49			41.3			34.4		227	121	82	181	133	86	132	89		45	
50	45.7			38.6			32.6		205	112	78.5	167	125	83.5	125	86		50	
55	42.7			36.1			30.6		183	105	75.5	153	118	80.5	118	83	64	55	
60	40			33.9			28.7		161	98	73	141	111	78	112	80	64	60	
65	37.5			31.8			27		142	92	71	131	106	76	106	77	62.5	65	
70	35.4			29.9			25.4		128	87.5	69	122	101	74	100	74.5	61.5	70	
75	33.4			28.2			23.9		117	83	67	114	96	72	95.5	72.5	60.5	75	
80	31.5			26.6			22.5		108	79	66	107	92	70.5	91	70.5	59.5	80	
85	29.6			25.1			21.2		99	75	64.5	99.5	88	69	87	68.5	58.6	85	
90	27.7			23.7			20.1		91	72.5		93	84.5	68	84	67	57.7	90	
95	25.9	21		22.4			19		84	70		88	81.5	66.5	80.5	65	57	95	
100	24.2	19.9		20.9	15.8		17.9		77.5	67.5		83	78.5	65.5	77	63.5	56.3	100	
105	22.8	18.9		19.5	15.8		16.9					79	76	65	73	62	55.8	105	
110	21.6	17.9		18.3	15		15.9					75	73.5	64.5	69.5	61	55.4	110	
115	20.5	17		17.2	14.2		14.8	11.6				71	70.5		65.5	60	55	115	
120	19.5	16.1		16.3	13.4		13.8	11.4				67.5	67.5		62	58.9	54.7	120	
125	18.5	15.4		15.4	12.7		12.8	10.8				64	64.5		58.8	57.7	54.6	125	
130	17.5	14.8	10.3	14.7	12		12.2	10.3				60.5	61		56	55.8	54.4	130	
135	16.6	14.1	10	14	11.4		11.6	9.8				56.8			53.7	53.5	53.4	135	
140	15.7	13.5	9.6	13.3	10.9		11	9.3							51.6	51.3		140	
145	14.7	12.9	9.2	12.6	10.4		10.5	8.8							49.5	49.3		145	
150	13.7	12.3	8.9	11.9	10	6.8	10	8.4							47.6	47.4		150	
155	12.8	11.7	8.6	11.2	9.6	6.6	9.5	8							45.8	45.5		155	
160	11.9	11.2	8.3	10.5	9.2	6.3	9	7.6							43.9			160	
165	11.2	10.6	8	9.9	8.8	6	8.5	7.3										165	
170	10.7	10.2	7.8	9.2	8.4	5.7	8	6.9										170	
175	10.3	9.7	7.5	8.5	7.9	5.5	7.5	6.6										175	
180	9.8	9.3	7.3	8	7.5	5.3	7	6.3										180	
185	9.4	8.9	7.1	7.6	7.1	5.1	6.5	6										185	
190	8.9	8.5	7	7.1	6.8	4.9	6	5.6										190	
195	8.5	8.2	6.9	6.8	6.4	4.7	5.6	5.2										195	
200	8.1	7.9	6.9	6.4	6.1	4.5	5.2	4.9										200	
205	7.7	7.6		6.1	5.8	4.3	4.9	4.6										205	
210	7.3			5.8	5.4	4.2	4.6											210	
215	6.9			5.4	5.2	4.1	4.3											215	
220				5.1	4.9	4.1												220	
225				4.8	4.7													225	
230				4.5	4.5													230	
235				4.2	4.3													235	

\* adapter · pièce d'adaptateur  
\*\* optional · en option



# Lifting capacities Forces de levage



ft	121 ft + 7 ft*																		ft
	69 ft			92 ft			115 ft			138 ft			161 ft			184 ft			
	0°	20°	40°	0°	20°	40°	0°	20°	40°	0°	20°	40°	0°	20°	40°	0°	20°	40°	
32	128																		32
34	126																		34
36	123																		36
38	120																		38
40	117																		40
45	111																		45
50	105																		50
55	99.5	66.5																	55
60	94.5	66																	60
65	90	63.5																	65
70	86	61.5																	70
75	82	59.2	41																75
80	78.5	57.2	40.1																80
85	74.5	55.3	39.2																85
90	70.5	53.5	38.4																90
95	66.5	51.6	37.7																95
100	63	49.8	37																100
105	60	48	36.4																105
110	57.4	46.3	35.8																110
115	55	44.7	35.3																115
120	52.7	43.2	34.8																120
125	50.4	41.8	34.4																125
130	48.3	40.7	34																130
135	46.2	39.6	33.8																135
140	44.3	38.6	33.5																140
145	42.4	37.6	33.3																145
150	41	36.6	33.3																150
155	39.7	35.7	33.3																155
160	38.6	35																	160
165	37.4	34.5																	165
170	36.3	34.1																	170
175	35.3	33.7																	175
180	34.2	33.3																	180
185	32.8																		185
190	30.3																		190
195																			195
200																			200
205																			205
210																			210
215																			215
220																			220
225																			225
230																			230
235																			235
240																			240
245																			245
250																			250
255																			255
260																			260
265																			265
270																			270
275																			275
280																			280
285																			285
290																			290
295																			295

\* adapter · pièce d'adaptateur

TAB 221648 / 221649 / 221650

# Lifting capacities Forces de levage



TF

53-164 ft  
 20-207 ft  
 360°  
 297600 lbs  
 85%

D

ft	121 ft + 7 ft*			138 ft + 7 ft*			20 ft**			46 ft			69 ft			92 ft			ft	
	207 ft		20 ft**			20 ft**			46 ft			69 ft			92 ft					
	0°	20°	0°	20°	40°	0°	20°	40°	0°	20°	40°	0°	20°	40°	0°	20°	40°			
28			208			177												28		
30			206			175												30		
32			199			169												32		
34			193	157		164												34		
36			187	151		159												36		
38			181	148	89.5	155	142		124					106				38		
40			176	144	89	150	141		123					105				40		
45			162	136	86	140	133	86	115					98.5			77.5	45		
50			150	128	83.5	131	125	84	109	84.5				93			74.5	50		
55	27.2		139	121	81	123	118	82	103	83				88			71.5	55		
60	26.9		130	115	79	116	111	79.5	97	80.5				83.5			68.5	60		
65	25.6		120	109	76.5	109	105	78	91.5	78	62.5			79	62.5		66	65		
70	24.5		113	105	75	103	99	76	86.5	76	61.5			75	60.5		63.5	70		
75	23.4		105	100	73	97	93.5	74.5	82	74	60.5			71.5	58.9	40.1	61.5	44.3	75	
80	22.4		99	96	71.5	91.5	88.5	73	78	72	59.6			68	57.2	39.9	59.1	44	80	
85	21.4		92.5	91.5	70	86	84	71.5	74	70	58.8			65	55.6	39.2	56.8	42.7	85	
90	20.6		87	86	69	81	79.5	70	70.5	67	58.1			62	54	38.5	54.4	41.4	90	
95	19.7		81.5	81	67.5	76.5	75.5	69	67.5	64.5	57.4			59.1	52.5	37.8	52.1	40.3	27.2	95
100	18.9		76.5	76.5	66.5	72	71	68	64	61.5	56.7			56.6	50.9	37.2	49.9	39.2	27	100
105	18		72	72.5	65.5	67.5	67	67	61	58.6	56			54.2	49.4	36.6	47.8	38.1	26.5	105
110	17.3		68.5	68.5	65	63.5	63.5	64	58.2	56	54.1			52	48	36.1	45.9	37.2	26	110
115	16.5		65	65	64	60.5	60.5	61	55.5	53.5	52.1			49.7	46.5	35.6	44.1	36.1	25.5	115
120	15.9		62	62	62	57.4	57.5	57.8	52.8	51.2	50			47.5	45	35.2	42.3	35	25.1	120
125	15.2		58.9	58.7		54.7	54.7	55.1	50.1	48.9	48.1			45.4	43.4	34.8	40.7	34	24.7	125
130	14.6	10.5	56	56.1		52.1	51.9	52.5	47.6	47	46.3			43.3	41.6	34.4	39.1	33.1	24.3	130
135	14	10.2	53.3	53.7		49.6	49.4	50.1	45.3	45.2	44.6			41.4	39.9	34.1	37.5	32.2	23.9	135
140	13.4	9.8	50.9	51.4		47.2	47		43.3	43.5	42.9			39.5	38.3	33.8	35.9	31.3	23.6	140
145	12.9	9.4	48.8	49.2		44.9	45		41.4	41.8	41.3			37.7	36.8	33.5	34.3	30.5	23.3	145
150	12.3	9	47.1	47.1		42.8	43.2		39.5	40	40			36.2	35.4	33.3	32.8	29.7	23	150
155	11.8	8.7	45.2			40.9	41.4		37.8	38.2				34.9	34.1	33.1	31.3	28.9	22.7	155
160	11.3	8.4				39.3	39.6		36	36.5				33.6	32.9	32.6	30	28.1	22.5	160
165	10.8	8				37.9			34.4	34.9				32.2	31.7	31.6	28.8	27.4	22.3	165
170	10.4	7.7				36.5			32.8	33.4				30.8	30.6	30.6	27.7	26.8	22.1	170
175	10	7.4				30.7			31.3	32.1				29.5	29.5	29.7	26.7	26.1	22	175
180	9.7	7.1							30	30.8				28.2	28.4		25.7	25.3	21.9	180
185	9.3	6.8							29					26.9	27.3		24.7	24.4	21.8	185
190	9	6.6							28					25.7	26.3		23.8	23.6	21.7	190
195	8.6	6.3							27					24.5	25.3		22.9	22.7	21.7	195
200	8.2	6.1												23.6	24.2		22	21.9		200
205	7.9	5.8												22.7	23.3		21	21.1		205
210	7.5	5.5												21.9			20	20.4		210
215	7.2	5.2												21.1			19.1	19.8		215
220	6.8	4.9												20.4			18.3	19		220
225	6.4	4.7															17.6	18.2		225
230	6.1	4.4															16.9			230
235	5.7	4.2															16.3			235
240	5.4	3.9															15.7			240
245	5.1	3.7																		245
250	4.8																			250
255	4.5																			255
260	4.2																			260
265	4																			265
270	3.8																			270
275	3.5																			275
280	3.3																			280
285	3.1																			285
290																				290
295																				295

\* adapter · pièce d'adaptateur

\*\* optional · en option

# Lifting capacities Forces de levage



TF

53-164 ft  
 20-207 ft  
 360°  
 297600 lbs  
 85%

ft	155 ft + 7 ft*															164 ft + 7 ft*						ft
	115 ft			138 ft			161 ft			184 ft			207 ft		20 ft**			207 ft		184 ft		
	0°	20°	40°	0°	20°	40°	0°	20°	40°	0°	20°	40°	0°	20°	0°	20°	40°	0°	20°	40°		
32															141							32
34															138							34
36															134							36
38															129	120						38
40															125	119						40
45															116	110	86.5					45
50	57.3														108	103	84.5					50
55	56.1			44.3				35.4							101	96.5	82					55
60	53.8			44				35.2							94	90.5	80					60
65	51.7			42.3				33.7			27.9			22.8	88	85	78					65
70	49.8			40.8				32.4			26.9			21.9	82.5	80	76.5	20.9				70
75	48.1			39.3				31.2			25.9			21	78	75.5	74	20.4				75
80	46.4			38				30			24.9			20.2	73.5	71.5	70.5	19.6				80
85	44.7			36.7				29			24			19.4	69.5	67.5	66.5	18.9				85
90	43.2	32		35.4				28			23.1			18.7	65.5	63.5	62.5	18.2				90
95	41.8	31.4		34.2				27			22.3			18	62	59.9	59.2	17.5				95
100	40.4	30.4		33.1	24.2			26.1			21.6			17.3	58.4	56.4	56	16.9				100
105	39.1	29.5		32	24.2			25.2			20.8			16.7	55	53.1	53.2	16.3				105
110	37.9	28.7		31	23.5			24.3			20.1			16.1	51.8	50.4	50.6	15.8				110
115	36.7	27.9	18.9	30	22.8			23.5	17.4		19.4			15.6	48.9	47.9	48.1	15.2				115
120	35.6	27.1	18.7	29.1	22.1			22.8	17.2		18.7			15	46.3	45.6	45.7	14.7				120
125	34.5	26.4	18.3	28.2	21.5			22	16.6		18.1			14.4	44.1	43.4	43.5	14.1				125
130	33.3	25.7	18	27.4	20.8			21.3	16.1		17.4	12.4		13.9	42.1	41.4	41.6	13.6				130
135	32.3	25	17.6	26.6	20.2	13.2		20.7	15.6		16.8	12.1		13.4	40.1	39.4	39.8	13.1				135
140	31.2	24.3	17.3	25.8	19.7	13.1	20	15.1			16.3	11.7		12.9	38	37.5	38	12.6	8.7			140
145	30.2	23.6	16.9	24.9	19.1	12.8	19.4	14.6			15.7	11.4		12.4	8.9	35.9	35.7	12	8.7			145
150	29.1	23	16.6	24.1	18.7	12.6	18.8	14.1			15.2	11		11.9	8.6	33.9	33.9	11.3	8.4			150
155	28	22.3	16.4	23.4	18.2	12.3	18.2	13.7	8.9		14.7	10.7		11.5	8.2	32	32.2	10.7	8.1			155
160	27	21.7	16.2	22.6	17.8	12	17.7	13.3	8.8	14.3	10.3			11.1	8	30.3	30.7	10.1	7.8			160
165	25.9	21.1	15.9	21.9	17.4	11.8	17.1	12.9	8.6	13.8	10			10.7	7.7	28.8	29.1	9.5	7.5			165
170	24.8	20.5	15.7	21.2	17	11.6	16.5	12.6	8.4	13.4	9.7			10.3	7.4	27.5	27.6	9	7.3			170
175	23.7	20	15.5	20.4	16.6	11.5	15.9	12.3	8.3	13	9.4	5.8		9.9	7.1	26.2		8.4	7.1	5.7		175
180	22.8	19.5	15.3	19.7	16.2	11.3	15.4	12	8.1	12.6	9.1	5.7		9.6	6.9	25		7.9	6.8	5.7		180
185	21.9	19	15.2	18.9	15.7	11.2	14.8	11.8	7.9	12.2	8.9	5.5	9.3	6.6				7.4	6.5	5.5		185
190	21.1	18.5	15	18.2	15.3	11	14.3	11.5	7.8	11.8	8.7	5.4	9	6.4				6.8	6.3	5.3		190
195	20.3	18.1	14.9	17.6	14.8	10.9	13.7	11.2	7.6	11.5	8.5	5.2	8.6	6.2				6.3	6.1	5.2		195
200	19.5	17.8	14.8	17.1	14.4	10.8	13.1	10.9	7.5	11.1	8.2	5.1	8.3	5.9				5.9	5.9	5.1		200
205	18.8	17.4	14.8	16.6	14	10.6	12.6	10.6	7.4	10.7	8	5	8	5.7				5.4	5.6	5		205
210	18.1	17	14.7	16.1	13.7	10.5	12.2	10.3	7.3	10.3	7.8	4.8	7.7	5.5				5	5.4	4.8		210
215	17.4	16.7	14.6	15.6	13.4	10.5	11.8	10	7.2	9.9	7.6	4.7	7.4	5.2				4.6	5.2	4.7		215
220	16.7	16.3	14.6	15.1	13.1	10.4	11.4	9.7	7.1	9.5	7.3	4.6	7	5				4.1	4.9	4.6		220
225	16	16		14.6	12.8	10.4	11.1	9.4	7	9.1	7.1	4.5	6.7	4.7					4.6	4.5		225
230	15.4	15.6		14.1	12.6	10.3	10.7	9.2	6.9	8.8	6.8	4.4	6.4	4.5					4.2	4.4		230
235	14.6	15.1		13.5	12.3	10.3	10.4	9	6.8	8.5	6.6	4.3	6.1	4.3					3.8	4.3		235
240	14	14.6		13	12	10.3	10.1	8.8	6.8	8.2	6.3	4.2	5.8	4.1						4.2		240
245	13.5	14.1		12.5	11.8		9.8	8.6	6.7	7.9	6.1	4.1	5.6	3.9						4.1		245
250	13	13.7		12	11.6		9.5	8.4	6.7	7.6	5.9	4	5.3	3.7						4		250
255	12.5	13		11.5	11.4		9.2	8.2	6.6	7.3	5.7	4	5.1	3.5						3.9		255
260	12.1			11.1	11.3		8.9	8	6.6	7	5.6	3.9	4.8							3.8		260
265				10.7	11		8.7	7.8	6.6	6.8	5.4	3.9	4.6							3.5		265
270				10.3	10.7		8.4	7.7		6.5	5.2	3.9	4.3									270
275				9.9	10.4		8.1	7.5		6.3	5	3.8	4.1									275
280				9.5			7.9	7.5		6	4.9	3.8	3.9									280
285				9.2			7.6	7.4		5.8	4.7	3.8	3.7									285
290							7.3	7.4		5.5	4.5		3.5									290
295							7	7.3		5.3	4.4		3.3									295
300							6.6	7.1		5	4.3		3.1									300
305							6.3			4.7	4.3											305
310										4.4	4.3											310
315										4.1	4.3											315
320										3.8	4.2											320

D

\* adapter · pièce d'adaptateur  
\*\* optional · en option

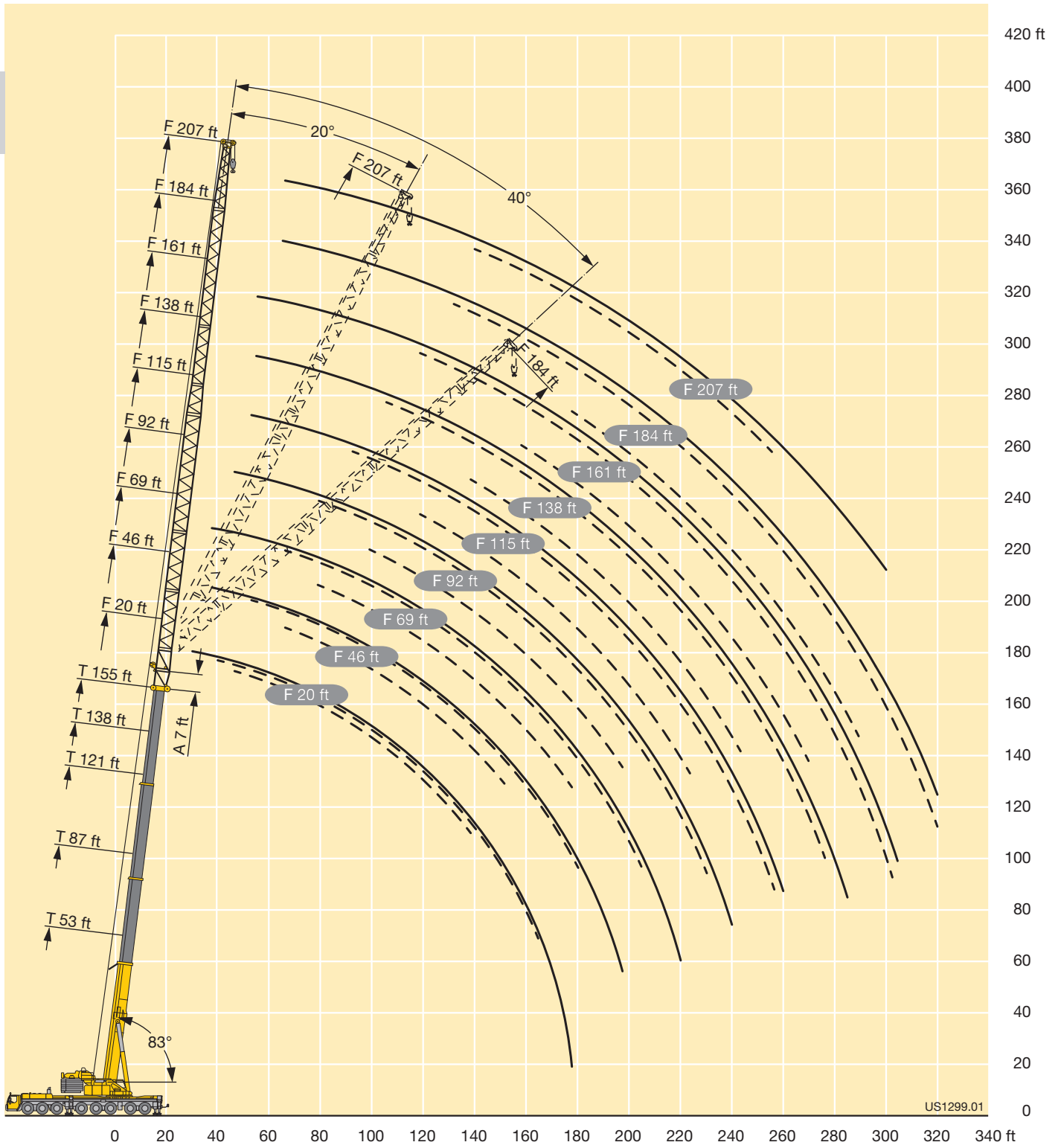
TAB 221648 / 221649 / 221650

# Lifting heights Hauteurs de levage



TF

D



# Lifting capacities Forces de levage



ft	53 ft + 46 ft + 7 ft*																		ft
	46 ft			69 ft			92 ft			115 ft			138 ft			161 ft			
	0°	20°	40°	0°	20°	40°	0°	20°	40°	0°	20°	40°	0°	20°	40°	0°	20°	40°	
22	145																		22
24	142																		24
26	136			112															26
28	130			108			87.5												28
30	124			104			86.5												30
32	118			99.5			83.5			68.5									32
34	113			95.5			80			67.5									34
36	108			92			77			65									36
38	103	78.5		88			74			63			53.4			43.7			38
40	98	78		84.5			71.5			60.5			52.9			43.4			40
45	86	73.5		76			64.5			55.7			49			40.5			45
50	78.5	69	50	68	58.5		59.4			51.1			45.3			37.9			50
55	72	64	49.1	62	55.9		55.1			47.1			42			35.4			55
60	65.5	58.9	47.5	57.4	50.8		51.2			43.8			39.2			33			60
65	60	54.4	46	53.4	46		47.6	41.8		40.9			36.6			30.8			65
70	54.7	50.2	44.7	49.3	42.7	39	44.4	38.8		38.3	33.3		34.4			28.7			70
75	49.8	46.3	43.3	45.5	39.8	37.4	41.4	35.6		35.8	31.8		32.3			26.6			75
80	45.1	42.7	41.3	41.9	37	34.8	38.4	32.7		33.5	29.3		30.3			24.6			80
85	40.6	39.1	38.4	38.5	34.5	32.6	35.2	30.5		31.4	26.8		28.4	25.8		23.1			85
90	38.1	36.9	36.3	35.4	32.1	30.7	32.1	28.5	27.3	28.9	25		26.7	24		21.7			90
95	35.9	34.9	34.4	32.3	29.9	28.8	29.2	26.6	26.1	26.5	23.4		25	22.1		20.3	17.5		95
100	33.8	33	32.6	29.4	27.7	27	26.3	24.8	24.4	24.2	21.8	19.9	23.2	20.4		18.9	17		100
105	31.8	31.1	30.8	26.5	25.6	25.2	23.5	23.1	22.9	22	20.3	19.9	21.3	18.7		17.5	15.5		105
110	29.9	29.4	29.2	25.1	24.2	24	22.3	21.4	21.5	19.9	18.8	18.6	19.4	17.5		16.3	14.1		110
115	28.1	27.8	27.7	23.8	22.9	22.7	21.1	19.8	20.2	17.8	17.4	17.4	17.6	16.5		15	13		115
120	26.4	26.2	26.2	22.5	21.7	21.5	19.9	18.5	18.9	16.2	16.1	16.3	15.9	15.4	13.3	13.9	12.2		120
125	24.7	24.6		21.3	20.5	20.4	18.9	17.6	17.7	15.4	14.8	15.3	14.2	14.4	13.2	12.7	11.4		125
130	23.1	23.2		20.1	19.4	19.3	17.8	16.7	16.8	14.6	13.6	14.3	12.5	13.4	12.2	11.6	10.6		130
135	21.6	21.8		19	18.3	18.3	16.9	15.8	15.9	13.9	12.8	13.4	11.7	12.5	11.5	10.6	9.8		135
140	20.1			17.9	17.2	17.3	15.9	15	15.1	13.2	12.1	12.4	11	11.7	10.8	9.5	9.1	8.3	140
145				16.8	16.2		15	14.2	14.3	12.5	11.5	11.6	10.4	10.8	10.2	8.5	8.4	8.2	145
150				15.8	15.2		14.1	13.4	13.5	11.8	10.9	11	9.9	9.9	9.6	7.5	7.7	7.7	150
155				14.8	14.3		13.3	12.7	12.8	11.2	10.4	10.5	9.3	9.1	9.1	6.6	7.1	7.2	155
160				13.9	13.3		12.4	12	12	10.5	9.8	9.9	8.8	8.5	8.5	5.9	6.5	6.7	160
165				12.9			11.6	11.3	11.3	9.9	9.3	9.4	8.3	8	8	5.6	6.1	6.2	165
170				12			10.8	10.6	10.6	9.3	8.8	8.9	7.8	7.6	7.6	5.3	5.8	5.7	170
175							10	9.9		8.8	8.2	8.4	7.3	7.1	7.1		5.4	5.3	175
180							9.3	9.3		8.2	7.7	8	6.9	6.7	6.7		5	4.9	180
185							8.6			7.7	7.3	7.5	6.4	6.3	6.3				185
190							7.8			7.2	6.8	7	6	5.9	5.9				190
195										6.7	6.3		5.5	5.5	5.5				195
200										6.1	5.9		5.1	5.1	5.1				200
205										5.6	5.4		4.7	4.7	4.8				205
210										5.2			4.3						210
215										4.7			3.9						215

\* adapter · pièce d'adaptateur

TAB 221340 / 221341 / 221342

E

# Lifting capacities Forces de levage



E

ft	138 ft + 46 ft + 7 ft*																		ft	
	46 ft			69 ft			92 ft			115 ft			138 ft			161 ft				
	0°	20°	40°	0°	20°	40°	0°	20°	40°	0°	20°	40°	0°	20°	40°	0°	20°	40°		
38	91																			38
40	90.5																			40
45	85.5			68			55.8													45
50	81			65			53.7			43.2			35.7							50
55	76.5	63.5		62			51.3			42.2			34.9			28.4				55
60	72.5	63		58.9			48.9			40.4			33.4			28.2				60
65	69	60	47.2	56			46.7			38.6			31.9			27				65
70	65.5	57.5	46.4	53.3	45.3		44.5			36.7			30.5			25.8				70
75	62.5	55	45.4	50.7	44.2		42.4	34.4		35			29.1			24.7				75
80	59.4	52.6	44.6	48.4	42.4		40.4	34		33.3			27.7			23.6				80
85	56.7	50.4	43.7	46.2	40.7	35.2	38.6	32.6		31.8			26.4			22.4				85
90	54	48.2	43	44.1	38.9	33.8	36.9	31.3		30.4	25.2		25.2			21.3				90
95	51.5	46.1	42.1	42.1	37	32.4	35.3	29.9		29.1	24.5		24.1			20.3				95
100	49.1	44.2	40.9	40.2	35.2	31.1	33.8	28.4	24.8	27.8	23.2		23	19.3		19.4				100
105	46.9	42.3	39.4	38.4	33.8	29.8	32.3	26.9	24.8	26.5	22		22	19.3		18.5				105
110	44.8	40.6	38	36.7	32.4	28.7	30.9	25.8	23.8	25.3	20.9		21	18.3		17.6				110
115	42.9	38.9	36.6	35.1	31	27.6	29.3	24.6	22.8	24.1	19.8		20.1	17.3		16.8	13.1			115
120	41	37.3	35.3	33.5	29.8	26.6	27.9	23.6	21.8	23	18.8	16.5	19	16.3		16	12.8			120
125	39.2	35.8	34.1	32	28.5	25.7	26.6	22.6	20.9	21.9	18	16.4	17.9	15.4		15.1	12			125
130	37.5	34.3	32.8	30.5	27.4	24.7	25.4	21.6	20.1	20.8	17.2	15.7	16.7	14.5		14.1	11.3			130
135	35.9	32.8	31.7	29.1	26.2	23.9	24.2	20.7	19.3	19.8	16.4	14.9	15.8	13.9		13.1	10.6			135
140	34.3	31.4	30.6	27.8	25.2	23	23.1	19.8	18.6	18.9	15.7	14.2	15.1	13.3	11.1	12.1	9.9			140
145	32.8	30.1	29.5	26.5	24.1	22.2	22.1	18.9	17.9	17.9	15	13.6	14.4	12.7	11.1	11.2	9.3			145
150	31.3	29.2	28.8	25.2	23.1	21.4	21	18.1	17.2	17.1	14.3	13.1	13.7	12.2	10.5	10.7	8.9			150
155	29.8	28.4	28.2	24	22.1	20.6	20	17.2	16.5	16.2	13.6	12.6	13.1	11.7	10.1	10.2	8.4			155
160	28.6	27.7	27.6	23	21.3	20	19	16.4	15.9	15.3	13	12.2	12.5	11.2	9.7	9.7	8	6.8		160
165	27.7	26.9	27	22.2	20.6	19.5	18.1	15.7	15.3	14.5	12.3	11.7	11.8	10.7	9.3	9.2	7.6	6.7		165
170	26.9	26.2	26.4	21.6	20	19.1	17.2	14.9	14.7	13.7	11.7	11.3	11.3	10.2	8.9	8.7	7.2	6.3		170
175	26	25.5	25.8	20.9	19.4	18.7	16.3	14.2	14.1	12.9	11.2	10.9	10.7	9.8	8.6	8.3	6.9	6		175
180	25	24.8	25.3	20.2	18.8	18.3	15.4	13.6	13.6	12.2	10.6	10.5	10.1	9.3	8.3	7.8	6.5	5.7		180
185	23.8	24.1	24.7	19.5	18.3	17.9	14.7	13.2	13.3	11.5	10.1	10.1	9.6	8.9	7.9	7.4	6.2	5.4		185
190	22.7	23.5	24.1	18.9	17.7	17.5	14.2	12.9	13	11.1	9.8	9.7	9.1	8.5	7.6	7	5.8	5.1		190
195	21.7	22.5		18.3	17.2	17.1	13.7	12.5	12.7	10.8	9.5	9.4	8.6	8.1	7.3	6.6	5.5	4.8		195
200	20.6	21.4		17.7	16.7	16.7	13.3	12.1	12.4	10.4	9.2	9.1	8.1	7.7	7	6.2	5.1	4.6		200
205	19.6	20.3		17.1	16.2	16.3	12.8	11.8	12.1	10	8.9	8.9	7.6	7.2	6.7	5.8	4.8	4.3		205
210	18.6	19.3		16.6	15.7		12.4	11.4	11.8	9.7	8.6	8.7	7.1	6.9	6.4	5.4	4.5	4.1		210
215	17.7	18.2		16	15.2		12	11.1	11.5	9.4	8.3	8.4	6.8	6.6	6.2	5	4.2	3.8		215
220	16.7			15.5	14.7		11.6	10.8	11.3	9	8.1	8.2	6.5	6.4	6	4.7				220
225				14.9	14.3		11.2	10.4	11	8.7	7.8	8	6.3	6.1	5.8	4.3				225
230				14.4	13.8		10.8	10.1	10.7	8.4	7.6	7.8	6	5.9	5.6					230
235				13.7	13.4		10.4	9.8	10.5	8.1	7.3	7.5	5.8	5.6	5.4					235
240				13	12.6		10.1	9.5		7.8	7.1	7.3	5.5	5.4	5.2					240
245				12.2			9.7	9.2		7.5	6.9	7.1	5.3	5.2	5					245
250							9.4	8.9		7.2	6.6	6.9	5.1	5	4.8					250
255							9	8.6		6.9	6.4	6.7	4.9	4.7	4.7					255
260							8.6	8.4		6.7	6.2		4.6	4.5	4.5					260
265							8.3			6.4	6		4.4	4.3	4.3					265
270										6.1	5.7		4.2	4.1	4.1					270
275										5.9	5.5		4	3.9	4					275
280										5.6	5.3		3.8	3.7	3.8					280
285										5.3	5.1		3.6	3.5						285
290													3.4	3.4						290
295													3.2	3.2						295
300													3	3						300
305													2.8	2.8						305

\* adapter · pièce d'adaptateur

TAB 221340 / 221341 / 221342

# Lifting capacities Forces de levage



TVF



ft	155 ft + 46 ft + 7 ft*																		164 + 46 + 7 ft*			ft			
	46 ft			69 ft			92 ft			115 ft			138 ft			161 ft			161 ft						
	0°	20°	40°	0°	20°	40°	0°	20°	40°	0°	20°	40°	0°	20°	40°	0°	20°	40°	0°	20°	40°				
45	80			63																			45		
50	77			61				48.9															50		
55	73.5	61		58.3				48				37.9			31.1								55		
60	70	60.5		55.8				46				37.6			30.8								60		
65	66.5	57.9		53.2				44.1				36.1			29.6			24.7				23.7	65		
70	63	55.7	45.6	50.8	43.5			42.2				34.5			28.5			23.8				22.9	70		
75	60	53.6	45.1	48.6	42.6			40.3				33			27.3			22.9				22	75		
80	57.3	51.6	44.3	46.6	41			38.6				31.6			26			22				21.2	80		
85	54.6	49.6	43.5	44.7	39.5			37	31.3			30.2			24.9			20.9				20.2	85		
90	52.1	47.7	42.8	42.8	38.1	32.8		35.5	30.2			29			23.8			20				19.3	90		
95	49.6	45.8	42	41.1	36.5	32	34.1	29.1				27.8	24.2		22.8			19.1				18.5	95		
100	47.4	44	41.1	39.4	34.9	30.8	32.7	28				26.7	23.8		21.9			18.2				17.7	100		
105	45.3	42.3	39.6	37.8	33.5	29.6	31.4	26.7				25.6	22.7		20.9			17.4				16.9	105		
110	43.3	40.6	38.3	36.5	32.2	28.6	30.2	25.5	23.1			24.6	21.7		20.1	17.2		16.7				16	110		
115	41.2	39.1	37	35.1	31	27.6	29	24.3	22.5			23.6	20.6		19.3	16.6		15.9				15.2	115		
120	39.2	37.6	35.8	33.8	29.8	26.7	27.8	23.3	21.7			22.6	19.7		18.4	15.8		15.2	11.5			14.3	11.4	120	
125	37.3	36.1	34.6	32.3	28.7	25.8	26.7	22.3	20.8			21.7	18.8		17.4	14.9		14.4	11.4			13.4	11.3	125	
130	35.5	34.7	33.4	31	27.6	24.9	25.5	21.4	20.1			20.7	18.1	15.3	16.4	14.1		13.5	10.8			12.2	10.7	130	
135	33.8	33	32.3	29.7	26.6	24.1	24.4	20.6	19.4			19.7	17.3	14.8	15.6	13.5		12.6	10.2			11	10.2	135	
140	32.1	31.4	31.3	28.3	25.5	23.3	23.4	19.7	18.7			18.8	16.6	14.2	14.9	13	10.9	11.7	9.6			9.9	9.7	140	
145	30.4	30.2	30.4	26.8	24.6	22.5	22.4	18.9	18			18	15.9	13.5	14.3	12.5	10.9	10.9	9.1			8.9	9.1	145	
150	28.8	29	29.4	25.3	23.6	21.7	21.4	18.1	17.4			17.1	15.2	12.9	13.6	12	10.4	10.4	8.6			8.4	8.6	150	
155	27.3	27.9	28.3	23.9	22.7	21	20.5	17.4	16.7			16.3	14.5	12.5	13	11.5	10	9.9	8.2			7.8	8.1	155	
160	26	26.9	27.2	22.8	22	20.4	19.6	16.7	16.1			15.5	13.9	12.1	12.4	11	9.6	9.5	7.8	6.6		7.3	7.7	160	
165	25	25.8	26.1	21.9	21.4	20	18.7	15.9	15.5			14.7	13.3	11.7	11.9	10.6	9.2	9	7.5	6.5		6.9	7.4	165	
170	24.1	24.8	25.1	21.1	20.8	19.5	17.8	15.3	15			14	12.7	11.3	11.3	10.2	8.9	8.6	7.1	6.2		6.4	7	6.1	170
175	23.2	23.8	24.1	20.3	20.3	19.1	16.9	14.6	14.4			13.3	12.1	11	10.8	9.7	8.6	8.2	6.8	5.9		5.9	6.7	5.8	175
180	22.4	22.9	23.1	19.5	19.8	18.7	16	14.1	14			12.6	11.5	10.6	10.3	9.3	8.3	7.8	6.4	5.6		5.5	6.3	5.6	180
185	21.5	21.9	22.1	18.8	19.2	18.3	15.1	13.7	13.7			11.9	11	10.3	9.8	8.9	8	7.4	6.1	5.3		5	5.7	5.3	185
190	20.6	21.1	21.2	18	18.5	17.9	14.6	13.4	13.4			11.5	10.7	9.9	9.3	8.5	7.7	7	5.8	5		4.6	5.3	5	190
195	19.6	20.2	20.3	17.3	17.8	17.5	14	13	13.1			11.2	10.4	9.6	8.8	8.2	7.4	6.6	5.5	4.8		4.8	4.8		195
200	18.6	19.2		16.6	17.1	17	13.5	12.7	12.8			10.8	10.1	9.3	8.3	7.8	7.1	6.3	5.2	4.6		4.3	4.6		200
205	17.7	18.2		16	16.4	16.4	13	12.4	12.5			10.5	9.8	9	7.9	7.4	6.8	5.9	4.9	4.3			4.3	4.3	205
210	16.8	17.2		15.3	15.8	15.7	12.5	12	12.2			10.1	9.5	8.8	7.4	7.1	6.6	5.5	4.6	4.1			4.1		210
215	16	16.2		14.6	15.1	15	12	11.7	11.9			9.8	9.2	8.6	7.1	6.8	6.3	5.2	4.3	3.9			3.9		215
220	15.1	15.2		13.9	14.4		11.5	11.4	11.7			9.5	9	8.4	6.9	6.6	6.1	4.9	4						220
225	14.3	14.3		13.2	13.8		11	11.1	11.4			9.2	8.7	8.2	6.7	6.4	5.8	4.5							225
230	13.4	13.3		12.5	13.1		10.6	10.8	11.2			8.9	8.4	8	6.4	6.1	5.7	4.2							230
235	12.6	12.4		11.7	12.4		10.1	10.4	10.8			8.4	8.2	7.8	6.2	5.9	5.5	3.9							235
240	11.8			11	11.6		9.7	10	10.4			8	7.9	7.6	6	5.7	5.4	3.7							240
245				10.3	10.8		9.3	9.5				7.7	7.7	7.5	5.7	5.5	5.2								245
250				9.6	10.1		8.8	9				7.3	7.5	7.3	5.5	5.2	5								250
255				8.9	9.4		8.3	8.6				6.9	7.2	7.1	5.3	5	4.9								255
260				8.3			7.8	8				6.5	7	6.9	5.1	4.9	4.7								260
265							7.3	7.4				6.2	6.6	6.6	4.9	4.7	4.6								265
270							6.8	6.8				5.8	6.3		4.7	4.5	4.4								270
275							6.3	6.2				5.4	5.9		4.5	4.3	4.3								275
280							5.8	5.6				5	5.5		4.3	4.1	4.2								280
285												4.6	5.1		4.1	3.9	4								285
290												4.2	4.6		3.9	3.7									290
295												3.8	4.1		3.6	3.4									295
300												3.3	3.6		3.4	3.2									300
305												3			3.1										305
310															2.9										310

\* adapter - pièce d'adaptateur

TAB 221340 / 221341 / 221342

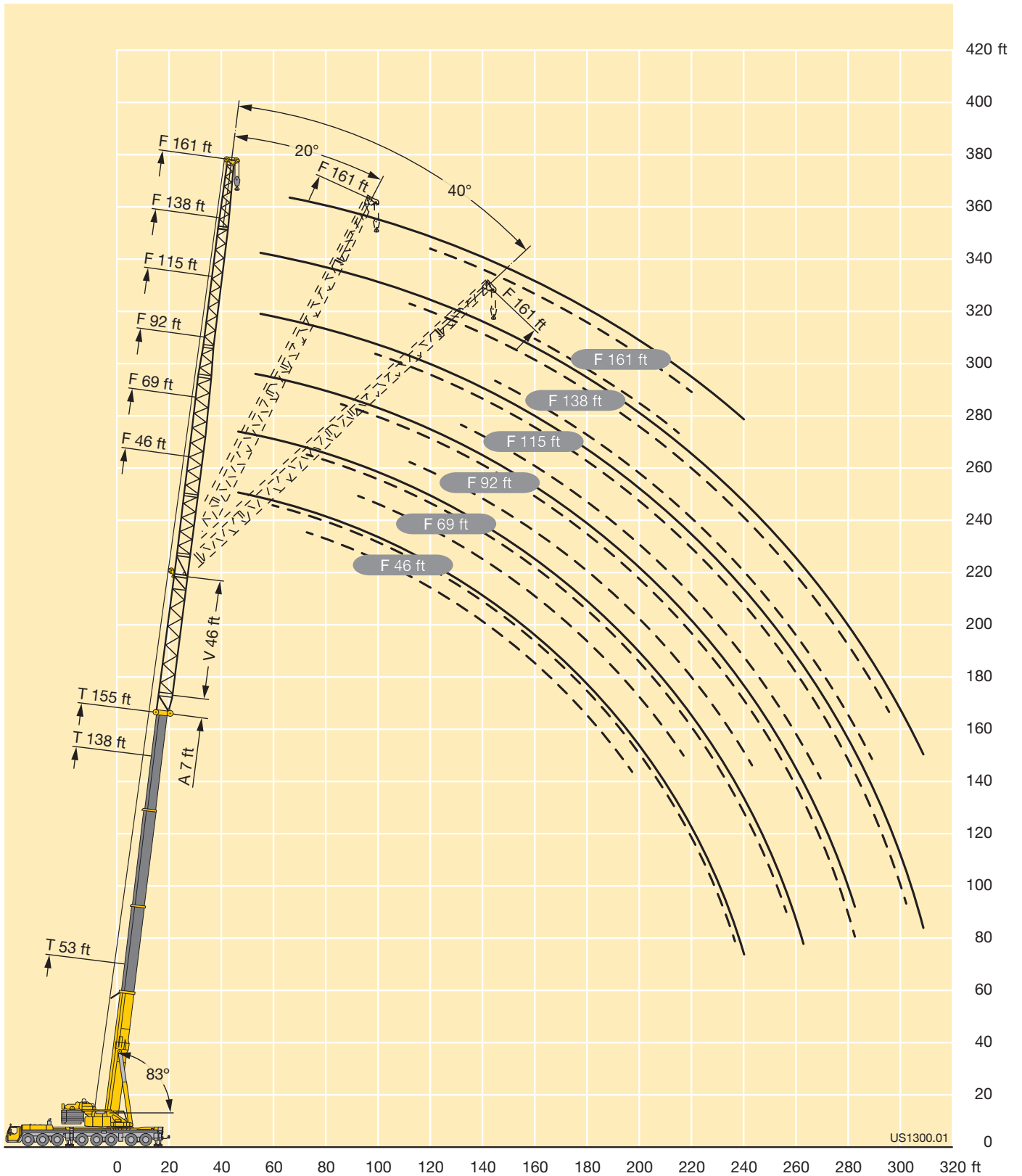
E



# Lifting heights Hauteurs de levage



TVF



US1300.01



# Lifting capacities Forces de levage



**TY3F**



ft	155 ft + 7 ft*															ft
	20 ft**			46 ft			69 ft			92 ft			115 ft			
	0°	20°	40°	0°	20°	40°	0°	20°	40°	0°	20°	40°	0°	20°	40°	
28	231															28
30	231															30
32	230			163												32
34	229			161												34
36	228			157												36
38	228	160	94	154			125									38
40	226	159	93.5	150			124									40
45	216	151	90.5	142			117			88			70			45
50	201	143	88	136	88		112			84.5			67			50
55	187	136	85.5	129	86.5		107	70.5		80.5			64			55
60	174	129	83.5	123	84	65	102	70		77			61			60
65	162	123	81.5	118	81.5	64	97.5	67.5		73.5			58.4			65
70	152	117	79.5	113	79	63	93.5	65.5		70.5	48.8		55.9			70
75	143	112	77.5	108	77	62	89.5	63.5	48.9	67.5	48		53.7			75
80	135	108	76	104	75	61	86	61.5	48.7	65	46.4		51.5			80
85	127	104	74.5	100	73	60	83	60	47.8	62.5	45		49.5	35.2		85
90	119	100	73	96	71	59.4	80	58.4	47	60	43.6		47.6	34.1		90
95	111	96	71.5	92.5	69.5	58.6	77	56.9	46.3	57.9	42.4	32.5	45.9	33		95
100	103	93	70.5	89.5	68	57.9	74.5	55.5	45.6	55.9	41.2	32.3	44.2	32		100
105	96	89.5	69	86	66.5	57.3	72	54.1	44.9	54	40	31.7	42.6	31		105
110	89.5	86.5	68	83	65.5	56.9	69.5	52.9	44.3	52.3	39	31.1	41.2	30.1		110
115	83.5	83.5	67	80.5	64	56.5	67	51.7	43.7	50.6	38	30.6	39.8	29.2	22.4	115
120	78	79.5	66	77	63	56.1	65	50.7	43.2	49	37	30	38.6	28.4	22.2	120
125	73	74.5	65.5	73.5	61.5	55.7	62.5	49.7	42.7	47.3	36.1	29.5	37.4	27.6	21.8	125
130	68.5	69.5	65	70	60.5	55.3	60.5	48.7	42.3	45.7	35.3	29	36.3	26.9	21.3	130
135	64	65	64	67	59.7	55	58.6	47.8	41.9	44.2	34.6	28.6	35.2	26.2	20.9	135
140	60	61		63.5	58.9	54.7	56.8	46.9	41.6	42.7	33.8	28.2	34	25.6	20.5	140
145	56.4	57.3		59.9	58.2	54.5	55.2	46	41.2	41.2	33.1	27.8	32.8	24.9	20.1	145
150	53	53.8		56.5	57.6	54.5	53.8	45.2	40.9	39.8	32.5	27.5	31.7	24.4	19.8	150
155	49.8	50.5		53.3	55.3		52.4	44.4	40.6	38.6	31.8	27.2	30.6	23.8	19.4	155
160	46.8	47.4		50.3	52.3		50.6	43.8	40.3	37.5	31.2	27	29.6	23.3	19.1	160
165	43.5			47.5	49.3		48.6	43.4	40.1	36.5	30.6	26.7	28.5	22.7	18.8	165
170	37.9			44.8	46.5		46.4	42.9	40.1	35.6	30	26.5	27.6	22.2	18.6	170
175	26.3			42.3	43.8		43.9	42.4	40.1	34.8	29.4	26.2	26.9	21.7	18.4	175
180				40	41.3		41.6	42		34	28.9	26	26.2	21.2	18.2	180
185				37.2			39.3	41.2		33.2	28.5	25.8	25.5	20.8	18	185
190				32.8			37.2	39.3		32.3	28.2	25.7	24.9	20.3	17.8	190
195				27.6			35.2	37.2		31.6	27.8	25.7	24.3	19.9	17.7	195
200				20.5			33.3	35.1		30.8	27.5		23.6	19.6	17.5	200
205							31.1	33.1		30.1	27.1		23	19.3	17.4	205
210							27.9			29.3	26.8		22.4	19	17.2	210
215							23.6			28.7	26.5		21.8	18.7	17.2	215
220							19.4			27.7	26.2		21.2	18.4	17.2	220
225										26.2	26.1		20.6	18.2		225
230										23.8			20.1	18		230
235										20.2			19.6	17.7		235
240										16.7			19.2	17.5		240
245													18.9	17.4		245
250													18.4	17.3		250
255													17.1	17.3		255
260													14.5			260

\* adapter - pièce d'adaptateur  
\*\* optional - en option

# Lifting capacities Forces de levage



**TY3F**



F	155 ft + 7 ft*											ft
	138 ft			161 ft			184 ft			207 ft		
	0°	20°	40°	0°	20°	40°	0°	20°	40°	0°	20°	
50	53.7											50
55	52.4			40.4								55
60	50			40.1								60
65	47.8			38.2			31			26.2		65
70	45.8			36.6			29.8			25.2		70
75	44			35.1			28.5			24		75
80	42.3			33.7			27.3			23		80
85	40.6			32.4			26.2			22.1		85
90	39.1			31.2			25.2			21.2		90
95	37.7	26.6		30			24.2			20.4		95
100	36.3	26.4		28.9			23.2			19.6		100
105	35	25.5		27.8			22.3			18.9		105
110	33.8	24.7		26.8			21.4			18.1		110
115	32.6	23.9		25.8	18.4		20.6			17.4		115
120	31.6	23.2		24.9	18.1		19.8			16.7		120
125	30.6	22.5		24	17.5		19.1			16.1		125
130	29.6	21.8		23.2	16.9		18.4	13.1		15.5		130
135	28.8	21.2	15.6	22.5	16.4		17.7	12.7		14.9		135
140	27.9	20.6	15.4	21.7	15.8		17.1	12.2		14.3	9.3	140
145	27.1	20	15.1	21.1	15.2		16.5	11.8		13.7	9.3	145
150	26.3	19.5	14.8	20.4	14.7		15.9	11.3		13.2	8.9	150
155	25.4	18.9	14.4	19.8	14.2	10.2	15.4	10.9		12.7	8.5	155
160	24.5	18.4	14.1	19.2	13.7	10.1	14.9	10.5		12.3	8.2	160
165	23.7	17.9	13.8	18.6	13.3	9.9	14.4	10.1		11.9	7.8	165
170	22.9	17.5	13.6	17.9	12.8	9.7	13.9	9.8		11.4	7.5	170
175	22.1	17	13.3	17.3	12.4	9.5	13.4	9.5	6.6	11	7.2	175
180	21.3	16.6	13.1	16.6	12.1	9.3	13	9.2	6.5	10.6	6.9	180
185	20.6	16.2	12.9	16	11.7	9.1	12.5	8.9	6.3	10.3	6.6	185
190	20	15.9	12.7	15.4	11.5	8.9	12.1	8.6	6.1	9.9	6.3	190
195	19.4	15.5	12.6	14.7	11.2	8.8	11.7	8.3	6	9.5	6	195
200	18.9	15.1	12.4	14.2	10.9	8.6	11.2	8.1	5.8	9.1	5.8	200
205	18.4	14.8	12.3	13.6	10.6	8.4	10.7	7.8	5.7	8.7	5.5	205
210	17.9	14.4	12.2	13.2	10.4	8.3	10.2	7.6	5.5	8.3	5.3	210
215	17.4	14.1	12.1	12.9	10.2	8.2	9.7	7.4	5.4	8	5.1	215
220	16.9	13.8	12	12.5	9.9	8.1	9.4	7.2	5.2	7.6	4.8	220
225	16.4	13.5	11.8	12.1	9.7	8	9	6.9	5.1	7.2	4.6	225
230	15.9	13.3	11.7	11.8	9.4	7.9	8.7	6.7	5	6.9	4.4	230
235	15.4	13.1	11.7	11.4	9.2	7.8	8.4	6.5	4.9	6.6	4.2	235
240	15	12.9	11.6	11.1	9	7.7	8.1	6.3	4.8	6.3	4	240
245	14.5	12.7		10.7	8.9	7.6	7.9	6.2	4.8	6	3.9	245
250	14.1	12.5		10.4	8.7	7.6	7.6	6	4.7	5.8	3.7	250
255	13.7	12.3		10.1	8.6	7.5	7.3	5.8	4.6	5.5	3.5	255
260	13.5	12.2		9.8	8.4	7.5	7.1	5.6	4.5	5.3	3.3	260
265	13.2	12		9.5	8.3	7.5	6.8	5.5	4.5	5		265
270	13	11.9		9.2	8.2		6.6	5.3	4.4	4.8		270
275	12.7	11.9		8.9	8		6.3	5.2	4.3	4.6		275
280	11.9			8.7	7.9		6.1	5.1	4.3	4.3		280
285	10.1			8.6	7.8		5.9	5	4.3	4.1		285
290				8.4	7.7		5.7	4.9		3.9		290
295				8.3	7.6		5.4	4.8		3.7		295
300				8	7.6		5.3	4.7		3.4		300
305				7			5.2	4.6		3.2		305
310							5.1	4.5		3		310
315							4.9	4.4		2.8		315
320							4.8	4.4		2.7		320

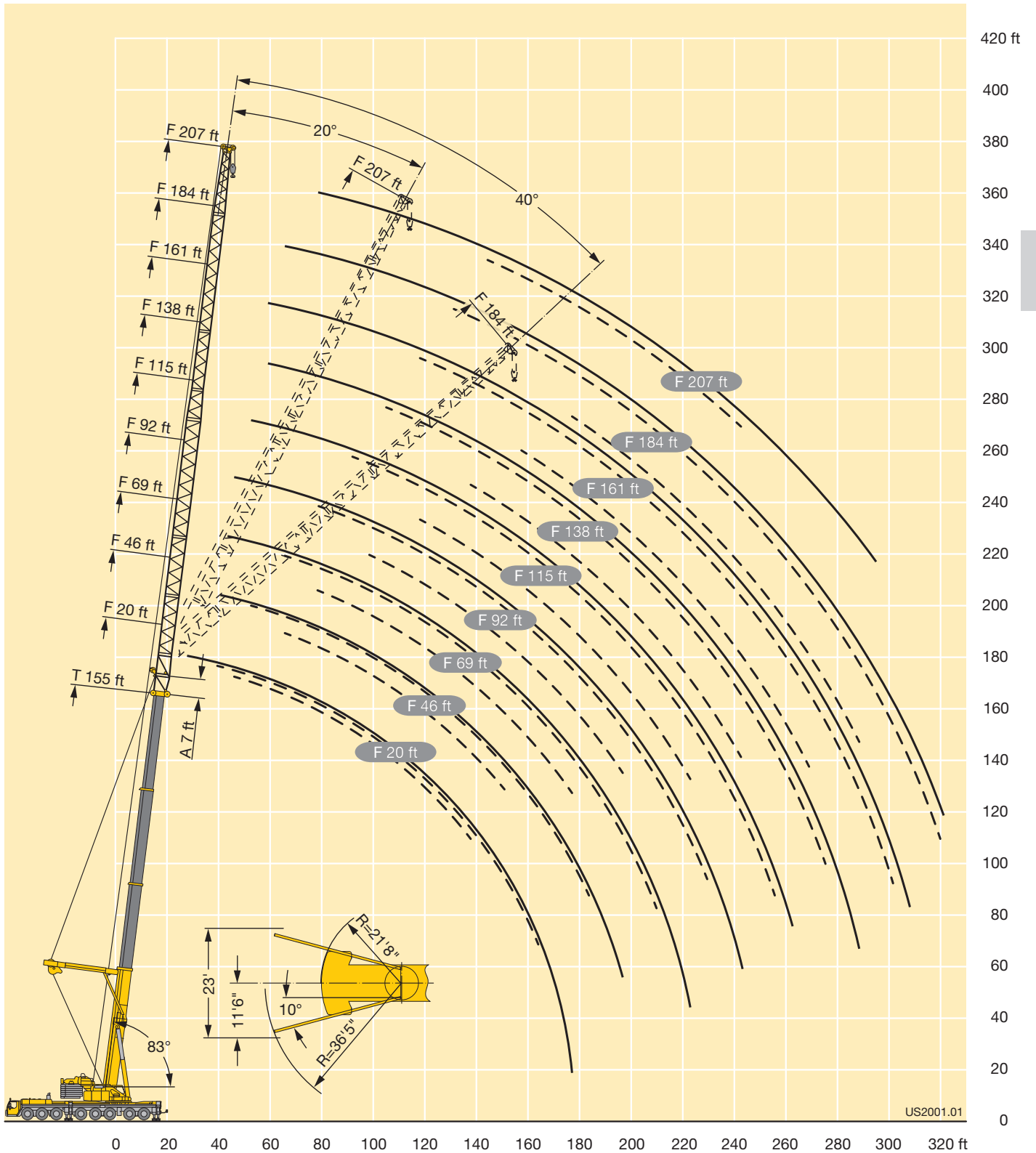
\* adapter · pièce d'adaptateur

TAB 221618 / 221620 / 221622

# Lifting heights Hauteurs de levage



**TY3F**

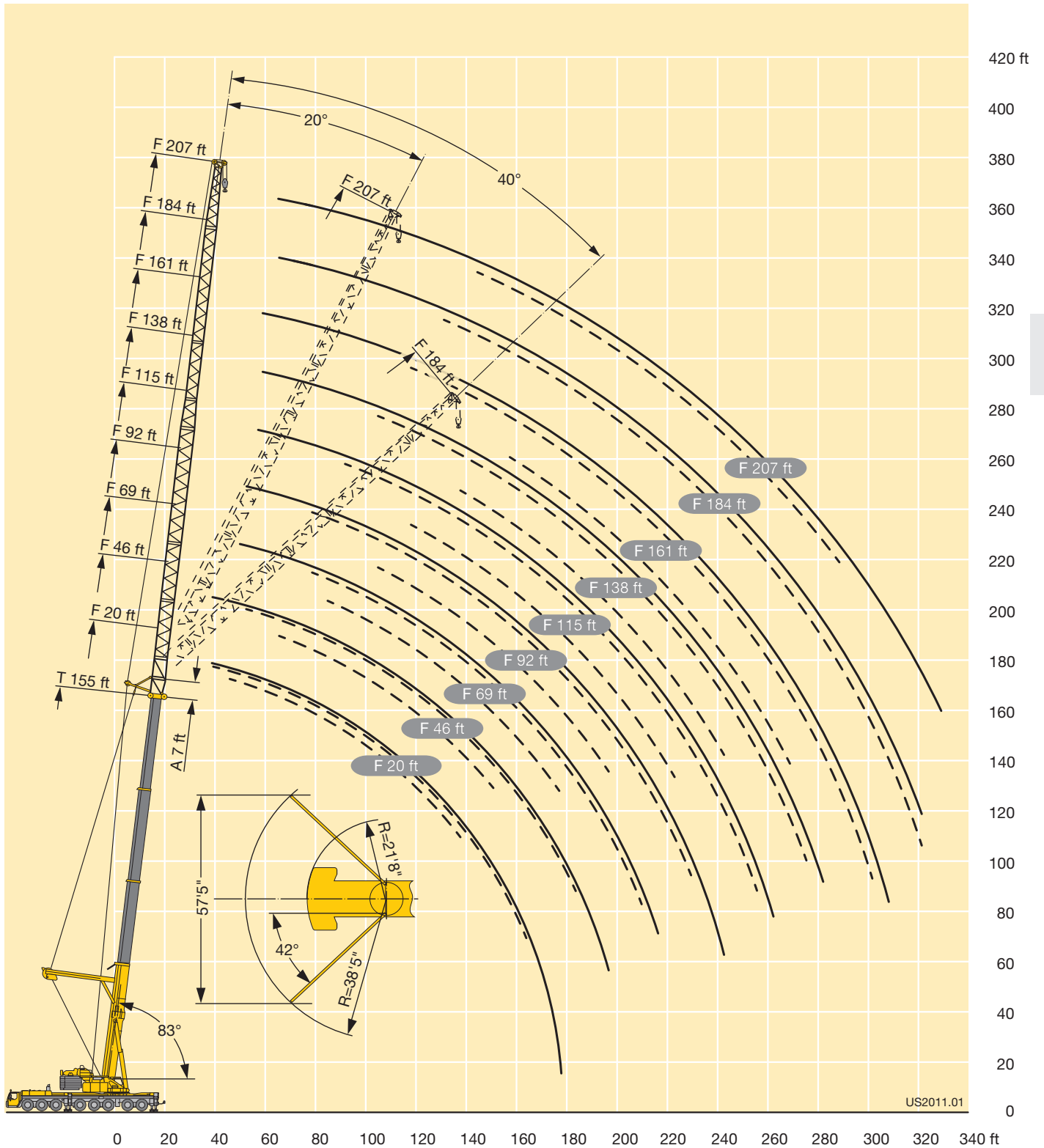




# Lifting heights Hauteurs de levage



**TY3EF**




**G**

US2011.01

# Lifting capacities Forces de levage



**TVY3F**



ft	53 ft + 46 ft + 7 ft*																		ft
	46 ft			69 ft			92 ft			115 ft			138 ft			161 ft			
	0°	20°	40°	0°	20°	40°	0°	20°	40°	0°	20°	40°	0°	20°	40°	0°	20°	40°	
45	130			110			85			68.5			57.5			47.3			45
50	123			104			81			65			55			45.2			50
55	115			97.5			76			61.5			52			42.8			55
60	108	79		91.5			71.5			57.7			49.3			40.6			60
65	102	76	62	86	63		67.5			54.4			46.8			38.6			65
70	96	73.5	61	81.5	61		63.5			51.4			44.6			36.8			70
75	91	71	60	77	58.7		60	45.3		48.7	35.7		42.4			35			75
80	87	68.5	59.1	73	56.5	39.7	56.7	43		46	35.2		40.4			33.4			80
85	83	67	58.1	69.5	54.5	38.7	53.6	40.9		43.5	33.3		38.5			31.8			85
90	79.5	65	57.1	66.5	52.7	37.9	50.8	39.1	27.7	41.2	31.3		36.8	27.1		30.4			90
95	76	63.5	56.4	63.5	51.1	37.1	48.4	37.4	27.3	39	29.5		35.2	26.4		29.1			95
100	73	62	55.8	61	49.6	36.4	46.3	35.8	26.5	37	27.7	19.8	33.6	25.3		27.8	19.6		100
105	69.5	60.5	55.6	58.4	48.2	35.7	44.3	34.3	25.8	35.1	26.2	19.8	32	24.2		26.6	19.6		105
110	67	59.3	55.5	56.1	46.9	35.1	42.5	32.9	25.2	33.6	24.8	19.2	30.3	22.8		25.5	18.7		110
115	65	58.2	55.5	53.8	45.6	34.5	40.8	31.6	24.6	32.2	23.6	18.6	28.9	21.6		24.3	17.9		115
120	63.5	57.3	55.4	51.6	44.2	34	39.1	30.4	24.1	30.8	22.3	18.1	27.6	20.4	13.6	23.1	17.1		120
125	61.5	57		49.6	42.8	33.7	37.5	29.4	23.7	29.5	21.1	17.6	26.5	19.4	13.6	21.9	16.1		125
130	60	56.8		48	41.5	33.6	36	28.4	23.2	28.3	20	17.1	25.5	18.5	13.2	20.9	15.1		130
135	58.6	56.6		46.8	40.2	33.5	34.5	27.5	22.7	27.1	19.2	16.7	24.5	17.7	12.8	20.1	14.2		135
140	57.1			45.8	39.1	33.4	33.1	26.6	22.1	26	18.6	16.3	23.5	16.8	12.4	19.3	13.4	8.9	140
145				44.8	38.3		31.9	25.7	21.5	24.9	18.1	15.9	22.5	16	12	18.5	12.7	8.9	145
150				43.8	37.7		31.1	24.8	21	23.9	17.7	15.4	21.6	15.3	11.7	17.7	12	8.6	150
155				42.9	37.2		30.4	24	20.6	22.8	17.2	14.8	20.7	14.7	11.5	16.9	11.3	8.3	155
160				42	36.6		29.7	23.3	20.2	21.9	16.8	14.1	19.8	14.2	11.2	16.2	10.7	8	160
165				39.9			29.1	22.8	19.9	21.1	16.4	13.4	18.9	13.7	11	15.5	10	7.5	165
170				32.9			28.5	22.5	19.5	20.7	15.9	12.9	18.1	13.3	10.7	14.8	9.5	7.1	170
175							27.9	22.2		20.2	15.5	12.4	17.2	12.8	10.5	14.1	9	6.6	175
180							27.3	21.9		19.8	15.1	12	16.5	12.4	10.2	13.5	8.6	6.2	180
185							26.8			19.3	14.8	11.6	16	12	9.8	12.8	8.2	5.8	185
190							26.2			18.9	14.4	11.2	15.5	11.6	9.3	12.2	7.9	5.4	190
195										18.5	14.1		15.1	11.2	8.9	11.6	7.5	5.1	195
200										18.1	13.8		14.7	10.8	8.6	11.2	7.1	4.7	200
205										17.7	13.4		14.3	10.5	8.2	10.8	6.8		205
210										17.4			13.8	10.3	7.9	10.5	6.5		210
215										17			13.5	10.2	7.6	10.1	6.1		215
220													13.1	10		9.8	5.8		220
225													12.7	9.9		9.5	5.5		225
230													12.3			9.2	5.3		230
235													12			9	5.2		235
240																8.7	5.1		240
245																8.4	5		245
250																8.2	4.8		250
255																7.9	4.7		255
260																7.6			260

H

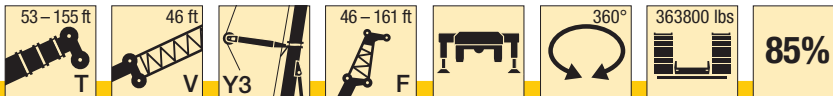
\* adapter · pièce d'adaptateur

TAB 221452 / 221454 / 221456

# Lifting capacities Forces de levage



**TVY3F**



ft	138 ft + 46 ft + 7 ft*																		ft	
	46 ft			69 ft			92 ft			115 ft			138 ft			161 ft				
	0°	20°	40°	0°	20°	40°	0°	20°	40°	0°	20°	40°	0°	20°	40°	0°	20°	40°		
45	138			107															45	
50	133			103			80.5												50	
55	128	85.5		99			79				59.6			47.6					55	
60	123	85		95			75.5				59.1			47.3					60	
65	118	83		91.5			72.5				56.6			45.4				36	65	
70	114	80.5	62.5	88	63.5		70				54.4			43.7			34.8		70	
75	110	78.5	62	85	62.5		67.5				52.4			42.2			33.5		75	
80	106	77	61	82.5	61		65				50.5			40.7			32.2		80	
85	103	75	60.5	79.5	59.2		63	44.9			48.8			39.4			31.1		85	
90	99.5	73.5	59.7	77	57.7	39.3	61	43.8			47.2			38.2			30.1		90	
95	96.5	72	59	74.5	56.3	38.9	58.8	42.6			45.7	32.3		37			29.2		95	
100	93.5	70.5	58.4	72.5	55	38.3	56.9	41.5	26.9		44.2	32		35.9			28.2		100	
105	90.5	69	57.9	70	53.7	37.7	55.2	40.5	26.9		42.7	31.1		34.8			27.4		105	
110	87.5	67.5	57.4	68	52.5	37.2	53.5	39.5	26.4		41.4	30.3		33.8	24.2		26.5		110	
115	83.5	66.5	57	66	51.3	36.7	52	38.6	26		40.2	29.5		32.7	23.8		25.7		115	
120	79.5	65.5	56.5	64	50.1	36.2	50.5	37.7	25.6		39	28.8	18.4	31.7	23.1		24.9	17.4	120	
125	75	64	56.1	62	48.9	35.8	49.1	36.9	25.2		37.9	28.1	18.3	30.7	22.5		24.1	17.3	125	
130	71	63	55.6	60	47.7	35.4	47.7	36.1	24.8		36.8	27.4	18	29.9	22		23.3	16.8	130	
135	66.5	62.5	55.2	58.4	46.6	35	46.4	35.4	24.4		35.8	26.7	17.7	29	21.4		22.6	16.3	135	
140	62.5	61.5	54.8	56.8	45.6	34.7	45.1	34.6	24		34.8	26.1	17.3	28.2	20.9	12.6	21.9	15.9	140	
145	59	60.5	54.4	55.3	44.6	34.3	43.9	33.9	23.7		33.8	25.5	17	27.4	20.4	12.6	21.2	15.4	145	
150	55.6	58.1	54.1	53.9	43.8	34	42.7	33.1	23.5		32.9	25	16.7	26.6	19.9	12.4	20.6	14.9	150	
155	52.4	55	54	52.5	43.1	33.7	41.6	32.3	23.2		32.1	24.4	16.5	25.9	19.4	12.1	20	14.5	155	
160	49.4	51.8	52.8	50.5	42.4	33.4	40.5	31.6	22.9		31.2	23.9	16.2	25.2	18.9	11.9	19.4	14.1	8.2	160
165	46.5	48.8	50.2	47.8	41.7	33.1	39.4	31	22.7		30.4	23.4	15.9	24.6	18.4	11.7	18.8	13.6	8.2	165
170	43.8	46	47.3	45.2	41	32.9	38.4	30.5	22.4		29.6	22.9	15.7	23.9	17.9	11.5	18.3	13.2	8	170
175	41.3	43.3	44.5	42.7	40.4	32.7	37.5	29.9	22.2		28.9	22.4	15.6	23.3	17.5	11.2	17.8	12.9	7.8	175
180	39	40.8	41.9	40.3	39.8	32.7	36.5	29.5	22		28.2	22	15.4	22.7	17	11.1	17.3	12.6	7.6	180
185	36.7	38.5	39.3	38.1	39.2	32.6	35.6	29	21.8		27.4	21.6	15.2	22.1	16.6	10.9	16.9	12.3	7.5	185
190	34.6	36.2	37	36	38.5	32.5	34.7	28.5	21.6		26.7	21.2	15	21.5	16.2	10.8	16.4	11.9	7.3	190
195	32.6	34.1		33.9	36.4	32.5	33.9	28.1	21.4		26.1	20.9	14.8	20.9	15.8	10.7	16	11.7	7.1	195
200	30.8	32.1		32	34.4	32.4	32.7	27.6	21.3		25.5	20.5	14.6	20.4	15.4	10.5	15.6	11.4	7	200
205	29	30.1		30.2	32.4	32.2	31.2	27.2	21.3		24.8	20.2	14.5	19.9	15.1	10.4	15.1	11.1	6.9	205
210	27.2	28.2		28.5	30.5		29.5	26.8	21.2		24.2	19.9	14.3	19.4	14.8	10.3	14.7	10.8	6.8	210
215	24.9	26.5		26.9	28.7		27.9	26.4	21.2		23.6	19.6	14.2	18.9	14.5	10.2	14.3	10.6	6.7	215
220	21.7			25.3	27		26.3	26	21.1		23	19.3	14.1	18.4	14.3	10.1	13.9	10.3	6.6	220
225				23.8	25.4		24.8	25.6	21.1		22.4	19	14	17.9	14	10	13.5	10.1	6.5	225
230				22.4	23.8		23.3	25.3			21.8	18.7	14	17.4	13.8	9.9	13.1	9.9	6.4	230
235				21.1	22.3		22	24.1			21.4	18.5	13.9	16.9	13.5	9.8	12.6	9.7	6.3	235
240				18.3	20.6		20.7	22.7			21	18.2	13.9	16.4	13.3	9.7	12.3	9.5	6.2	240
245				14.7			19.4	21.3			20.3	17.9	13.8	15.9	13	9.6	11.9	9.4	6.1	245
250							18.2	19.9			19.3	17.7	13.8	15.5	12.8	9.6	11.5	9.2	6	250
255							17	18.5			18.1	17.5	13.8	15.1	12.6	9.6	11.1	9	5.9	255
260							14.8	17.2			17	17.4		14.9	12.4	9.6	10.7	8.8	5.8	260
265							12.1				15.9	17.2		14.6	12.1	9.5	10.4	8.7	5.8	265
270											14.9	16.7		14.3	11.9	9.5	10.1	8.5	5.8	270
275											13.9	15.6		14.1	11.8	9.5	9.9	8.3	5.8	275
280											12.1	14.4		13.2	11.7		9.7	8.2	5.7	280
285											10.1	12.9		12.3	11.6		9.5	8	5.7	285
290														11.6	11.6		9.4	7.9	5.7	290
295																	9.2	7.8	5.7	295
300																	9	7.7	5.7	300
305																	8.8	7.6		305
310																	8.6	7.6		310
315																	8.2	7.5		315
320																	7	7.5		320
325																		7.4		325

\* adapter · pièce d'adaptateur

TAB 221452 / 221454 / 221456

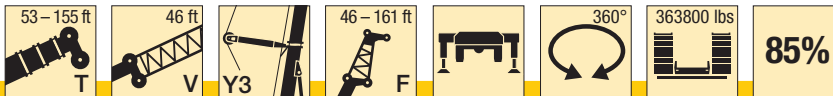
H



# Lifting capacities Forces de levage



**TVY3F**



H


ft	155 ft + 46 ft + 7 ft*																		ft
	46 ft			69 ft			92 ft			115 ft			138 ft			161 ft			
	0°	20°	40°	0°	20°	40°	0°	20°	40°	0°	20°	40°	0°	20°	40°	0°	20°	40°	
45	131																		45
50	127			97.5															50
55	122	85.5		95.5			73.5												55
60	118	85		91.5			73												60
65	114	82.5		88.5			70.5			55.8			44.8						65
70	110	80.5	62.5	85.5			68			53.9			43.4			33.5			70
75	107	78.5	62	82.5	61		65.5			52			41.8			32.8			75
80	104	77	61	80	60.5		63.5			50.3			40.4			31.5			80
85	101	75.5	60.5	77.5	59.2		61.5			48.6			39			30.4			85
90	97.5	74	59.7	75.5	57.7	39.3	59.7	43.1		47.2			37.8			29.4			90
95	94.5	72.5	59	73	56.4	38.9	57.9	42.5		45.8			36.6			28.5			95
100	91	71	58.4	71	55.1	38.4	56.2	41.4		44.4	31		35.5			27.6			100
105	87	69.5	57.9	69	53.9	37.8	54.5	40.5		43.1	31		34.5			26.8			105
110	83	68.5	57.4	67	52.8	37.3	53	39.5	26.4	41.9	30.2		33.5			26			110
115	79.5	67	57	65.5	51.7	36.8	51.6	38.7	26.1	40.7	29.4		32.5	23.5		25.2			115
120	76	66	56.6	63.5	50.7	36.4	50.2	37.8	25.7	39.5	28.7		31.6	23.3		24.5			120
125	73	65	56.2	62	49.7	35.9	48.8	37	25.3	38.5	28		30.7	22.7		23.8			125
130	69.5	63.5	55.8	60.5	48.8	35.6	47.6	36.3	24.9	37.4	27.3	17.9	29.8	22.1		23.1	16.7		130
135	65.5	63	55.4	58.8	47.9	35.2	46.4	35.6	24.6	36.5	26.7	17.7	29	21.6		22.4	16.3		135
140	62	62	55.1	57.4	47	34.9	45.3	34.9	24.2	35.5	26.1	17.4	28.2	21		21.7	15.9		140
145	58.8	61	54.7	56	46.1	34.6	44.1	34.2	23.9	34.6	25.6	17.1	27.4	20.5		21.1	15.4		145
150	55.5	58.2	54.4	54.7	45.2	34.3	43.1	33.6	23.6	33.8	25.1	16.8	26.7	20	12.2	20.5	15		150
155	52.3	55	54.1	52.6	44.4	34	42.2	33	23.3	32.9	24.5	16.5	26	19.6	12.1	19.9	14.6		155
160	49.3	51.9	52.8	50.1	43.6	33.7	41.2	32.3	23.1	32.1	24.1	16.3	25.4	19.1	11.9	19.3	14.2		160
165	46.5	48.9	50.5	47.5	43	33.4	40.3	31.6	22.9	31.4	23.6	16	24.7	18.7	11.7	18.8	13.8		165
170	43.8	46.1	47.6	44.9	42.3	33.2	39.4	31	22.6	30.7	23.1	15.8	24.1	18.3	11.5	18.3	13.4	7.9	170
175	41.3	43.5	44.8	42.5	41.7	32.9	38.5	30.4	22.4	29.9	22.6	15.6	23.5	17.9	11.3	17.8	13	7.8	175
180	39	41	42.2	40.1	41.1	32.7	37.6	29.9	22.2	29.2	22.1	15.4	23	17.5	11.2	17.3	12.7	7.6	180
185	36.7	38.6	39.7	37.8	40.2	32.6	36.8	29.5	22	28.5	21.6	15.3	22.5	17.2	11	16.9	12.4	7.5	185
190	34.6	36.4	37.4	35.7	38.5	32.5	35.9	29	21.8	27.9	21.1	15.1	21.5	16.8	10.9	16.4	12.1	7.3	190
195	32.6	34.3	35.2	33.7	36.4	32.5	34.4	28.6	21.6	27.3	20.8	14.9	21.4	16.4	10.7	16.1	11.8	7.2	195
200	30.7	32.3	33	31.8	34.4	32.5	32.7	28.1	21.5	26.7	20.4	14.8	20.9	16.1	10.6	15.7	11.6	7.1	200
205	28.9	30.4		30	32.4	32.3	30.9	27.7	21.3	26.1	20.1	14.6	20.4	15.7	10.5	15.3	11.3	6.9	205
210	27.2	28.5		28.3	30.6	31.9	29.1	27.3	21.3	25.5	19.7	14.5	19.9	15.4	10.4	15	11	6.8	210
215	25.6	26.8		26.7	28.8	30	27.5	27	21.2	24.9	19.4	14.3	19.5	15.1	10.3	14.6	10.8	6.7	215
220	24.1	25.1		25.1	27.1	28.2	25.9	26.6	21.2	24.4	19.1	14.2	19	14.9	10.2	14.2	10.6	6.6	220
225	22.6	23.5		23.6	25.4		24.4	26.1	21.1	23.8	18.8	14.1	18.5	14.7	10.1	13.9	10.3	6.5	225
230	21.1	22		22.2	23.9		23	25.6	21.1	23.3	18.5	14	18.1	14.4	10	13.5	10.1	6.4	230
235	18.1	20		20.8	22.4		21.6	24.1	21.1	22.5	18.2	14	17.7	14.2	9.9	13.2	9.9	6.3	235
240	14.2			19.5	21		20.3	22.6	21.1	21.3	18	13.9	17.2	14	9.8	12.8	9.8	6.2	240
245				18.3	19.6		19.1	21.2	21.1	20.1	17.7	13.9	16.8	13.8	9.7	12.4	9.6	6.2	245
250				16.9	18.2		17.8	19.9		18.8	17.4	13.9	16.4	13.5	9.6	12.1	9.4	6.1	250
255				14.7	16.9		16.7	18.6		17.7	17.2	13.8	15.9	13.3	9.6	11.8	9.3	6	255
260				11.8			15.6	17.3		16.6	16.9	13.8	15.5	13.1	9.6	11.4	9.1	5.9	260
265							14.5	16.1		15.5	16.7	13.8	15.1	12.9	9.5	11.1	9	5.8	265
270							13.3	14.9		14.4	16.5		14.6	12.8	9.5	10.7	8.8	5.8	270
275							11.6	13.7		13.4	15.5		13.6	12.6	9.5	10.4	8.7	5.7	275
280							9.6	12		12.5	14.4		12.7	12.4	9.5	10.1	8.5	5.7	280
285										11.7	13.3		11.8	12.2	9.5	9.8	8.4	5.7	285
290										10.8	12.2		11.1	12.1	9.5	9.6	8.2	5.7	290
295										9.5	11.4		10.4	12.1	9.5	9.5	8.1	5.7	295
300										7.8	10.4		9.7	11.4		9.3	7.9	5.7	300
305													9.1	10.7		9	7.8	5.7	305
310													8.3	9.9		8.5	7.7	5.7	310
315													7.1	9.1		7.9	7.6		315
320													5.7	8.4		7.3	7.6		320
325																6.7	7.5		325
330																	7.3		330
340																	6.3		340

\* adapter · pièce d'adaptateur

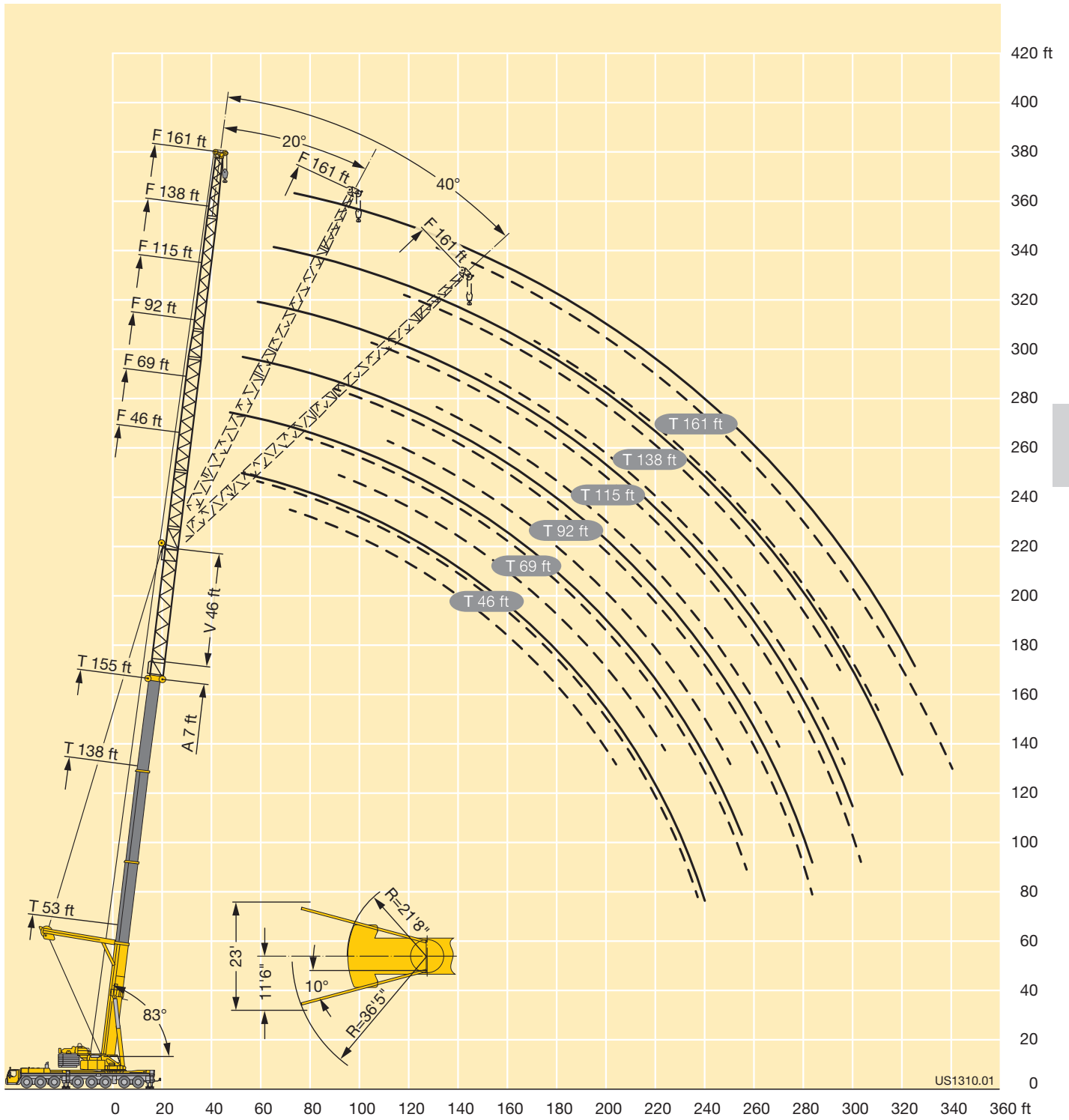
TAB 221452 / 221454 / 221456



**Lifting heights**  
**Hauteurs de levage**



**TVY3F**



H

# Lifting capacities Forces de levage



85%

ft	53 ft + 13 ft*										87 ft + 13 ft*										ft			
	69 ft	92 ft	115 ft	138 ft	161 ft	184 ft	207 ft	230 ft	253 ft	276 ft	299 ft	69 ft	92 ft	115 ft	138 ft	161 ft	184 ft	207 ft	230 ft	253 ft		276 ft	299 ft	
45	267	246									237												45	
50	257	235									225												50	
55	241	222	199								211	195											55	
60	223	211	192	165							201	186	166										60	
65	206	200	184	160	136						193	177	161	139									65	
70	192	189	177	156	133						184	169	155	137									70	
75	166	178	170	151	130	106					174	162	149	133	115								75	
80		166	163	148	127	104	90					156	144	130	113	93							80	
85		156	155	144	124	101	88	67				150	138	126	111	91.5	78.5						85	
90		147	146	141	121	98.5	86.5	65				142	134	123	109	90.5	77.5						90	
95		130	137	135	118	95.5	85	63	58.4			134	130	119	106	89	76.5	60.5					95	
100			130	129	116	93	83.5	61	56.9			127	126	116	103	87.5	75.5	58.9	53.1				100	
105			123	122	114	90.5	82.5	59.4	55.4	42.8				119	113	101	86.5	74.5	57.4	52.3	41.3		105	
110			114	116	113	88.5	81	57.7	54	41.5	35.9			113	111	98.5	85	73.5	56	51.4	40.2	34.5	110	
115			99.5	110	109	86.5	79.5	56.1	52.7	40.3	35.3			108	106	96.5	83.5	72.5	54.6	50.5	39.2	34	115	
120			84	105	104	84.5	78	54.6	51.4	39.2	34.4			103	102	94.5	82	71.5	53.3	49.5	38.2	33.2	120	
125				100	99	82.5	77	53.1	50.2	38.1	33.5				97	92.5	80.5	70.5	52	48.5	37.2	32.4	125	
130				90	94.5	81	75.5	51.8	49.1	37	32.7				92.5	91	78.5	70	50.8	47.6	36.3	31.6	130	
135				79.5	90.5	79.5	74.5	50.5	48	36	31.8				88.5	87.5	77	68.5	49.6	46.6	35.4	30.9	135	
140				69.5	86.5	78	73.5	49.2	46.9	35.1	31.1				83.5	84	76	67.5	48.5	45.7	34.5	30.2	140	
145					82	76.5	72.5	48	45.9	34.3	30.3				76	80.5	74.5	66.5	47.4	44.8	33.8	29.6	145	
150					74	75	71.5	46.8	45	33.5	29.7				64	77	73.5	66	46.3	44	33	29	150	
155					66	74	70.5	45.7	44	32.8	29.1					74	72	65	45.3	43.2	32.3	28.4	155	
160					58.1	71	69.5	44.8	43.1	32	28.5					71	70	64.5	44.4	42.4	31.6	27.8	160	
165					50.5	67	68.5	44	42.2	31.3	27.9					66.5	67	64	43.5	41.6	30.9	27.3	165	
170					43.1	61	67	43.3	41.4	30.6	27.4					58.3	65	63.5	42.9	40.9	30.2	26.8	170	
175						54.9	64	42.6	40.8	29.9	26.8						62.5	61.5	42.3	40.2	29.6	26.2	175	
180						49	60	41.9	40.2	29.3	26.3						58.3	59.6	41.7	39.6	29	25.8	180	
185						43.2	56	41.3	39.7	28.7	25.8						52.6	57.5	41.1	39	28.4	25.3	185	
190						37.5	51.8	40.6	39.1	28.1	25.3						46.2	55.5	40.5	38.6	27.9	24.9	190	
195							47.1	40	38.6	27.6	24.8						40	53.7	39.9	38.2	27.5	24.6	195	
200							42	39.3	38.1	27.2	24.5							51.4	39.4	37.7	27.1	24.2	200	
205								36.9	38.7	26.8	24.1							48	38.9	37.3	26.8	23.9	205	
210								31.9	38.1	26.4	23.8							42.5	38.4	36.9	26.4	23.6	210	
215								27.1	37.6	26	23.5							37.2	37.8	36.5	26.1	23.3	215	
220									34.9	25.6	23.2								37.3	36.1	25.7	23	220	
225									31	25.3	22.9								36.6	35.7	25.4	22.7	225	
230									27.1	24.9	22.6								35.5	35.3	25	22.5	230	
235									23.2	24.5	22.3								30.9	34.9	24.7	22.2	235	
240										24.1	22								26	34.6	24.3	22	240	
245										27.8	23.8	21.7									33.7	24	21.7	245
250										24	23.4	21.5									32	23.7	21.4	250
255										20.4	23	21.2									29	23.3	21.2	255
260										16.8	22.7	20.9									25.1	23	20.9	260
265											22.2	20.7										22.7	20.7	265
270											21.1	20.4										22.4	20.4	270
275											17.9	20.2										22.1	20.2	275
280											14.7	19.9										21.1	19.9	280
285												18.8										18.4	19.7	285
290												16.9											19.5	290
295												14.3											19.2	295
300												11.8											17.3	300
305												9.4											14.7	305

\* adapter · pièce d'adaptateur

# Lifting capacities Forces de levage









85%

ft	121 ft + 13 ft*										138 ft + 13 ft*										ft			
	69 ft	92 ft	115 ft	138 ft	161 ft	184 ft	207 ft	230 ft	253 ft	276 ft	299 ft	69 ft	92 ft	115 ft	138 ft	161 ft	184 ft	207 ft	230 ft	253 ft		276 ft	299 ft	
55	164										138												55	
60	153	142									131	119											60	
65	144	136	121								124	113	102										65	
70	137	130	117								118	109	98.5										70	
75	130	123	114	100							113	104	95	84.5									75	
80	125	118	110	97.5	85.5						108	100	92	82	72								80	
85	123	112	107	95	83.5	72					104	96.5	89	79.5	70	60.5							85	
90		107	103	93	82	70.5						92.5	86	77.5	68	59.2							90	
95		103	98.5	90.5	80	69.5	59.5					89.5	83.5	75	66.5	57.8	49.1						95	
100		100	95	88.5	78.5	68	58.5	50				86	80.5	73	65	56.4	48.8	40.9					100	
105			91	86	77	66.5	57.5	49.2	42.5			83	78	71.5	63	55.2	47.7	40.9	35.2				105	
110			87.5	83.5	75.5	65.5	56.5	48.4	41.9	35.8		82	75.5	69.5	61.5	54	46.7	40.1	34.6	29.8			110	
115			85	80.5	73.5	64.5	55.6	47.7	41.3	35.5			73	67.5	60.5	52.8	45.7	39.3	33.9	29.5			115	
120			83	78	72	63.5	54.8	46.9	40.7	35	29		71	65.5	58.9	51.7	44.8	38.5	33.3	29	23.3		120	
125			81	75.5	70.5	62.5	54	46.3	40.1	34.6	28.7		68.5	64	57.6	50.7	43.9	37.7	32.7	28.5	23.3		125	
130			80	73	68.5	61	53.2	45.6	39.5	34	28.4		68	62	56.2	49.7	43.1	37	31.2	28	22.9		130	
135				71.5	66.5	59.9	52.4	45	39	33.4	28.1			60.5	54.8	48.7	42.3	36.3	31.6	27.5	22.5		135	
140				70	64.5	58.7	51.6	44.4	38.5	32.7	27.8			59	53.5	47.7	41.5	35.6	31	27.1	22.2		140	
145				69	63	57.6	50.8	43.8	38	32.1	27.4			57.6	52.2	46.7	40.7	35	30.5	26.7	21.8		145	
150				68	61.5	56.3	50	43.2	37.5	31.5	27			56.9	51	45.7	40	34.4	30	26.2	21.5		150	
155					60	55	49.2	42.7	37.1	30.9	26.6				56.4	49.8	44.7	39.2	33.8	29.5	25.9	21.1	155	
160					59.2	53.6	48.4	42.1	36.6	30.3	26.2					48.7	43.8	38.4	33.2	29.1	25.5	20.8	160	
165					58.3	52.3	47.7	41.6	36.2	29.8	25.8					47.7	42.9	37.7	32.6	28.6	25.1	20.5	165	
170					57.4	51.3	46.9	41.1	35.8	29.2	25.4					47.2	42.1	37	32	28.2	24.8	20.2	170	
175					56.3	50.5	46	40.5	35.4	28.7	25					46.9	41.2	36.3	31.5	27.7	24.4	19.9	175	
180						49.8	45	40.1	35.1	28.2	24.6						40.4	35.7	30.9	27.3	24.1	19.6	180	
185						49.1	44.1	39.6	34.7	27.7	24.3						39.7	35	30.4	26.9	23.7	19.3	185	
190						48.5	43.4	39	34.4	27.3	23.9						39.4	34.3	29.8	26.4	23.4	19.1	190	
195						47.8	42.8	38.3	34.1	26.9	23.6						39.1	33.7	29.3	25.9	23.1	18.8	195	
200							42.2	37.6	33.7	26.5	23.3						39	33.1	28.9	25.5	22.7	18.5	200	
205							41.6	37	33.4	26.1	23							32.6	28.4	25.1	22.3	18.3	205	
210							41.1	36.4	33.1	25.7	22.7							32.3	27.9	24.7	21.9	18	210	
215							40.6	36	32.6	25.4	22.4							32.1	27.5	24.2	21.5	17.6	215	
220							39.7	35.5	32.1	25	22.2							32	27	23.8	21.2	17.3	220	
225								35.1	31.7	24.6	21.9								26.6	23.5	20.8	16.9	225	
230								34.7	31.3	24.3	21.6								26.4	23.1	20.4	16.6	230	
235								34.2	30.9	24	21.4								26.3	22.7	20.1	16.3	235	
240								33.9	30.5	23.7	21.1								26.1	22.4	19.8	16	240	
245									30.1	23.4	20.9								26	22.1	19.5	15.6	245	
250									29.7	23.2	20.7									21.9	19.2	15.3	250	
255									29.3	23	20.4									21.7	18.9	15.1	255	
260									29	22.7	20.2									21.6	18.6	14.8	260	
265									27.4	22.5	20.1									21.5	18.3	14.5	265	
270										22.3	19.9										18.1	14.2	270	
275										22.1	19.8										18	13.9	275	
280										21.9	19.6										17.9	13.7	280	
285										21.7	19.5										17.8	13.5	285	
290											19.3										17.8	13.3	290	
295											19.2										17.8	13.2	295	
300											19											13	300	
305											18.9												12.9	305
310											18.1												12.7	310

\* adapter · pièce d'adaptateur

# Lifting capacities Forces de levage



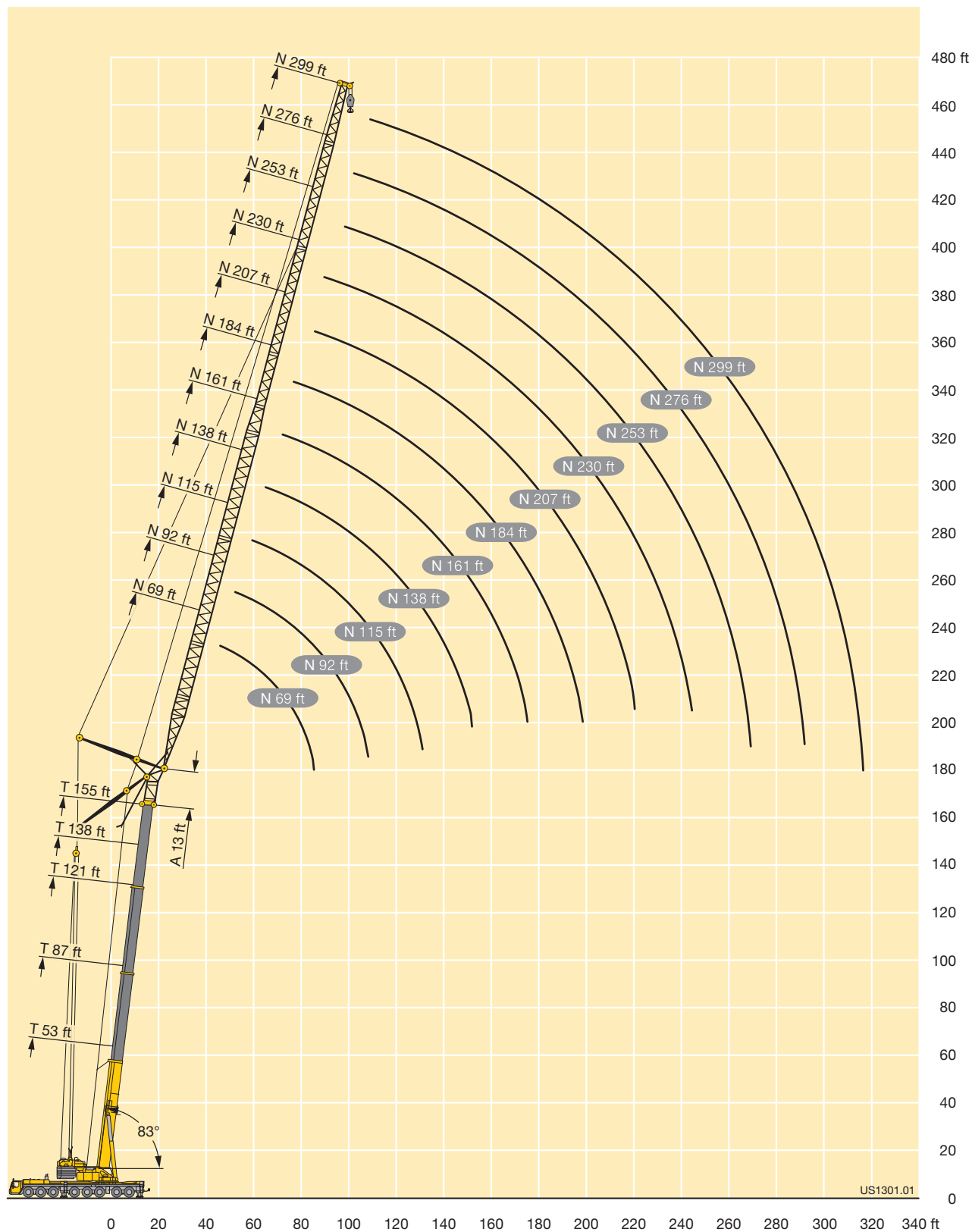
ft	155 ft + 13 ft*											ft
	69 ft	92 ft	115 ft	138 ft	161 ft	184 ft	207 ft	230 ft	253 ft	276 ft	299 ft	
55	113											55
60	112											60
65	106	96										65
70	102	93	82									70
75	98.5	89	80.5	69.5								75
80	95	85.5	78	69								80
85	91.5	82.5	75.5	67.5	58.3							85
90	88.5	79.5	73	65.5	57.2	48.8						90
95		77	70.5	63.5	56	48.2						95
100		74.5	68.5	61.5	54.8	47.3	40.5					100
105		72	66.5	59.8	53.2	46.3	39.6	33.3				105
110		69.5	64.5	58.1	51.8	45.3	38.8	32.7	28.2			110
115			63	56.6	50.5	44.2	38.1	32.1	27.9			115
120			61.5	55.3	49.1	43.1	37.3	31.5	27.3	23.2		120
125			59.8	54	47.9	42	36.5	30.9	26.8	22.8	17.9	125
130			58.4	52.8	46.8	41	35.6	30.4	26.3	22.4	17.5	130
135			57	51.7	45.9	40	34.7	29.7	25.9	22	17.2	135
140				50.6	45	39	33.8	29	25.4	21.6	16.9	140
145				49.6	44.2	38.2	33	28.3	24.9	21.2	16.6	145
150				48.6	43.5	37.5	32.2	27.6	24.3	20.8	16.3	150
155				47.6	42.7	36.9	31.4	27	23.8	20.3	16	155
160					42	36.2	30.8	26.3	23.3	19.9	15.7	160
165					41.3	35.6	30.2	25.7	22.8	19.5	15.4	165
170					40.7	35	29.8	25.1	22.3	19.1	15.1	170
175					40	34.5	29.3	24.6	21.8	18.7	14.7	175
180					39.4	33.9	28.9	24.1	21.4	18.4	14.4	180
185						33.4	28.5	23.6	21	18	14.1	185
190						32.9	28.2	23.2	20.6	17.6	13.8	190
195						32.4	27.8	22.8	20.3	17.3	13.5	195
200						31.9	27.4	22.3	20	16.9	13.3	200
205							27.1	21.9	19.7	16.6	13.1	205
210							26.7	21.5	19.4	16.3	12.8	210
215							26.4	21.2	19.1	16.1	12.6	215
220							26	20.8	18.9	15.8	12.5	220
225							25.7	20.4	18.6	15.6	12.3	225
230								20.1	18.4	15.3	12.1	230
235								19.7	18.1	15.1	11.9	235
240								19.4	17.9	14.9	11.7	240
245								19	17.7	14.6	11.5	245
250									17.4	14.4	11.4	250
255									17.2	14.2	11.2	255
260									17	14	11.1	260
265									16.8	13.8	10.9	265
270									16.5	13.6	10.8	270
275									16.3	13.4	10.6	275
280										13.2	10.5	280
285										13	10.3	285
290										12.8	10.2	290
295										12.6	10	295
300											9.9	300
305											9.8	305
310											9.6	310
315											9.5	315
320											9.3	320

\* adapter · pièce d'adaptateur

# Lifting heights Hauteurs de levage



TN



US1301.01

# Lifting capacities Forces de levage



85%

ft	53 ft + 13 ft*											87 ft + 13 ft*											ft
	69 ft	92 ft	115 ft	138 ft	161 ft	184 ft	207 ft	230 ft	253 ft	276 ft	299 ft	69 ft	92 ft	115 ft	138 ft	161 ft	184 ft	207 ft	230 ft	253 ft	276 ft	299 ft	
55	235																						55
60	216																						60
65	200	196									182												65
70	186	184									172												70
75	173	172									162												75
80	162	161	159								153	150											80
85	152	151	149	141							144	142	137										85
90		142	140	137							136	134	132										90
95		134	132	131								127	125										95
100		127	125	124	114							120	118	114									100
105		120	119	117	111	94.5						114	112	110	100								105
110		114	113	112	108	92						108	106	105	97.5								110
115			107	106	104	90						103	101	100	94.5								115
120			102	101	100	87.5	78.5						96.5	95	92	82							120
125			98	96.5	95	85.5	77	55.3					92	90.5	89.5	80.5	70.5						125
130			93.5	92.5	91	83.5	75.5	53.9					88	86.5	85.5	78.5	69						130
135				88.5	87	82	74	52.5					84	83	81.5	77	68						135
140				84.5	83.5	80.5	72.5	51.2	48.6					79.5	78	75	66.5	51.3					140
145				81	80	78.5	71.5	49.9	47.6	35.7				76	75	73	65.5	50.1					145
150				78	76.5	75.5	71	48.7	46.5	34.8				73	72	70	64.5	49	45.8				150
155				70.5	73.5	72.5	70	47.6	45.5	34				70.5	69	67.5	63	48	45.1				155
160					71	70	68.5	46.5	44.5	33.2	28.8			67.5	66.5	65	62	46.9	44.3	33.3			160
165					68	67	66.5	45.6	43.6	32.4	28.3				64	62.5	60.5	45.9	43.5	32.6			165
170					64	64.5	64	44.8	42.8	31.6	27.7				61.5	59.9	59.1	45.1	42.7	31.9	27.6		170
175					57.7	62.5	61.5	43.9	42.1	30.9	27.2				59.2	57.8	57	44.3	42	31.2	27.2		175
180						60	59.5	43.1	41.4	30.3	26.7				57.2	55.7	54.9	43.5	41.3	30.6	26.7		180
185						58.1	57.4	42.3	40.7	29.7	26.2					53.7	52.9	42.8	40.7	30	26.3		185
190						56.2	55.4	41.7	40.1	29.1	25.7					51.9	51.1	42	40.1	29.4	25.8		190
195						50.3	53.6	41.1	39.5	28.6	25.2					50.1	49.3	41.4	39.5	28.8	25.4		195
200						44.5	51.8	40.5	38.9	28.1	24.8					48.5	47.7	40.8	38.9	28.3	24.9		200
205							49.7	39.9	38.3	27.6	24.4					46.9	46.1	40.3	38.4	27.8	24.6		205
210							46.7	39.4	37.8	27	24						44.6	39.8	37.8	27.4	24.2		210
215							42	38.8	37.4	26.6	23.7						43.2	39.3	37.4	26.9	23.8		215
220							37.4	38.2	37	26.2	23.3						41.8	38.9	37	26.4	23.5		220
225								37.7	36.6	25.8	23						40.5	38.4	36.6	26	23.2		225
230								37.2	36.1	25.5	22.6							37.9	36.2	25.5	22.8		230
235								36.6	35.7	25.2	22.3							36.8	35.6	25.2	22.5		235
240								33.5	35.3	24.8	22							35.6	34.6	24.9	22.2		240
245								29.7	35	24.5	21.8							34.6	33.5	24.7	21.9		245
250									34.4	24.1	21.5							33.4	32.4	24.4	21.6		250
255									32.7	23.8	21.3							31.7	31.4	24.1	21.4		255
260									29.2	23.5	21.1								30.5	23.8	21.2		260
265									25.4	23.2	20.8								29.5	23.5	21		265
270										22.9	20.6								28.6	23.3	20.8		270
275										22.6	20.4								27.8	23	20.6		275
280										22.3	20.2									22.7	20.4		280
285										21.5	20										22.5	20.2	285
290										19.7	19.8										22.2	19.9	290
295										16.3	19.6										22	19.7	295
300											19.4										21.3	19.6	300
305											18.6											19.4	305
310											16.6											19.2	310
315																						19.1	315
320																						18.8	320

\* adapter · pièce d'adaptateur

TAB 221157

# Lifting capacities Forces de levage

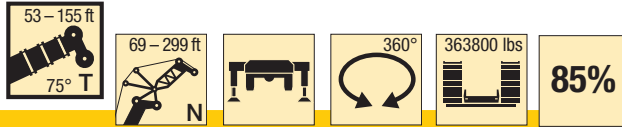



ft	121 ft + 13 ft*										138 ft + 13 ft*										ft			
	69 ft	92 ft	115 ft	138 ft	161 ft	184 ft	207 ft	230 ft	253 ft	276 ft	299 ft	69 ft	92 ft	115 ft	138 ft	161 ft	184 ft	207 ft	230 ft	253 ft		276 ft	299 ft	
80	113																						80	
85	107	104										94												85
90	102	99										89.5												90
95	98	94										85	82											95
100	94.5	90	87.5									81.5	78											100
105		86	83.5										74	72.5										105
110		82	80	76									71.5	69	65									110
115		79.5	77	74									68.5	66	63.5									115
120		77.5	73.5	71	68								65.5	63.5	60.5	54.7								120
125			71	68.5	65.5								63	61	58.1	54.6								125
130			68	66	63	58.5							62	58.7	55.7	52.8								130
135			66.5	63.5	60.5	57.1								56.6	53.7	50.9	45.4							135
140			65.5	61.5	58.6	55.2	50.1							54.6	51.9	48.9	44.8	38.7						140
145			65	59.3	56.6	53.4	49							52.8	50.2	47	43.5	38.6						145
150			64	57.5	54.7	51.7	47.8	42						51.9	48.5	45.4	42.2	37.5						150
155				56.7	52.9	50	46.5	41.3						46.9	43.9	40.8	36.6	31.6						155
160				56.1	51.1	48.5	45.1	40.6	35.7					45.4	42.5	39.4	35.6	31.2	27.2					160
165				55.6	49.5	46.9	43.7	39.8	35.2					44.1	41.2	38.1	34.6	30.4	27.1					165
170				55.1	48.4	45.4	42.4	38.9	34.7	30.1				43.5	39.9	36.9	33.7	29.7	26.5					170
175					47.8	44	41.1	37.9	34.2	29.8					43.4	38.6	35.7	32.6	29	25.9	22.4			175
180					47.3	42.6	39.9	36.8	33.7	29.5	24.4					37.4	34.6	31.6	28.3	25.4	22.1			180
185					46.9	41.4	38.7	35.7	33.2	29.2	24.3				36.3	33.5	30.5	27.6	24.8	21.7				185
190					46.5	40.7	37.5	34.7	32.5	28.8	24.1				35.8	32.5	29.6	26.7	24.3	21.3	17.3			190
195					46.2	40.3	36.3	33.7	31.6	28.3	23.9				35.8	31.5	28.6	25.8	23.8	20.8	16.9			195
200					40	35.3	32.7	30.7	27.9	23.6						30.5	27.7	24.9	23.3	20.4	16.6			200
205					39.6	34.4	31.7	29.9	27.5	23.4						29.7	26.8	24.1	22.7	20	16.2			205
210					39.2	33.8	30.8	29	27.1	23.2						29.2	25.9	23.2	21.9	19.6	15.8			210
215					38.9	33.4	29.7	28.2	26.4	22.9						29.2	24.9	22.3	21.1	19.2	15.5			215
220						33	28.8	27.4	25.7	22.5					29.1	23.9	21.5	20.3	18.6	15.1				220
225						32.7	28.1	26.6	25	22						23.2	20.6	19.6	17.9	14.6				225
230						32.4	27.7	25.6	24.3	21.4							22.8	19.7	18.8	17.2	14.1			230
235						32	27.4	24.7	23.7	20.8							22.8	18.9	18	16.6	13.5			235
240							31.7	27.1	23.9	23.1	20.3						22.8	18.1	17.2	16	13			240
245								26.8	23.4	22.3	19.7							17.5	16.4	15.3	12.5			245
250								26.6	23.2	21.5	19.1							17.2	15.7	14.6	11.9			250
255								26.3	22.9	20.7	18.5							17.2	15	14	11.4			255
260								26.1	22.7	20.1	17.8							17.2	14.2	13.3	10.9			260
265									22.4	19.8	17.1							17.2	13.7	12.7	10.5			265
270									22.2	19.6	16.3								13.5	12.1	10			270
275									22	19.3	15.7								13.5	11.5	9.5			275
280									21.8	19.1	15.3								13.5	10.9	9.1			280
285									21.5	18.9	15								13.5	10.5	8.6			285
290										18.7	14.8									10.3	8.2			290
295										18.4	14.6									10.3	7.7			295
300										18.2	14.4									10.3	7.3			300
305										18.1	14.2									10.3	7			305
310											14									10.3	6.9			310
315											13.8										6.9			315
320											13.7										6.9			320
325											13.5										6.9			325

\* adapter - pièce d'adaptateur

TAB 221157

# Lifting capacities Forces de levage



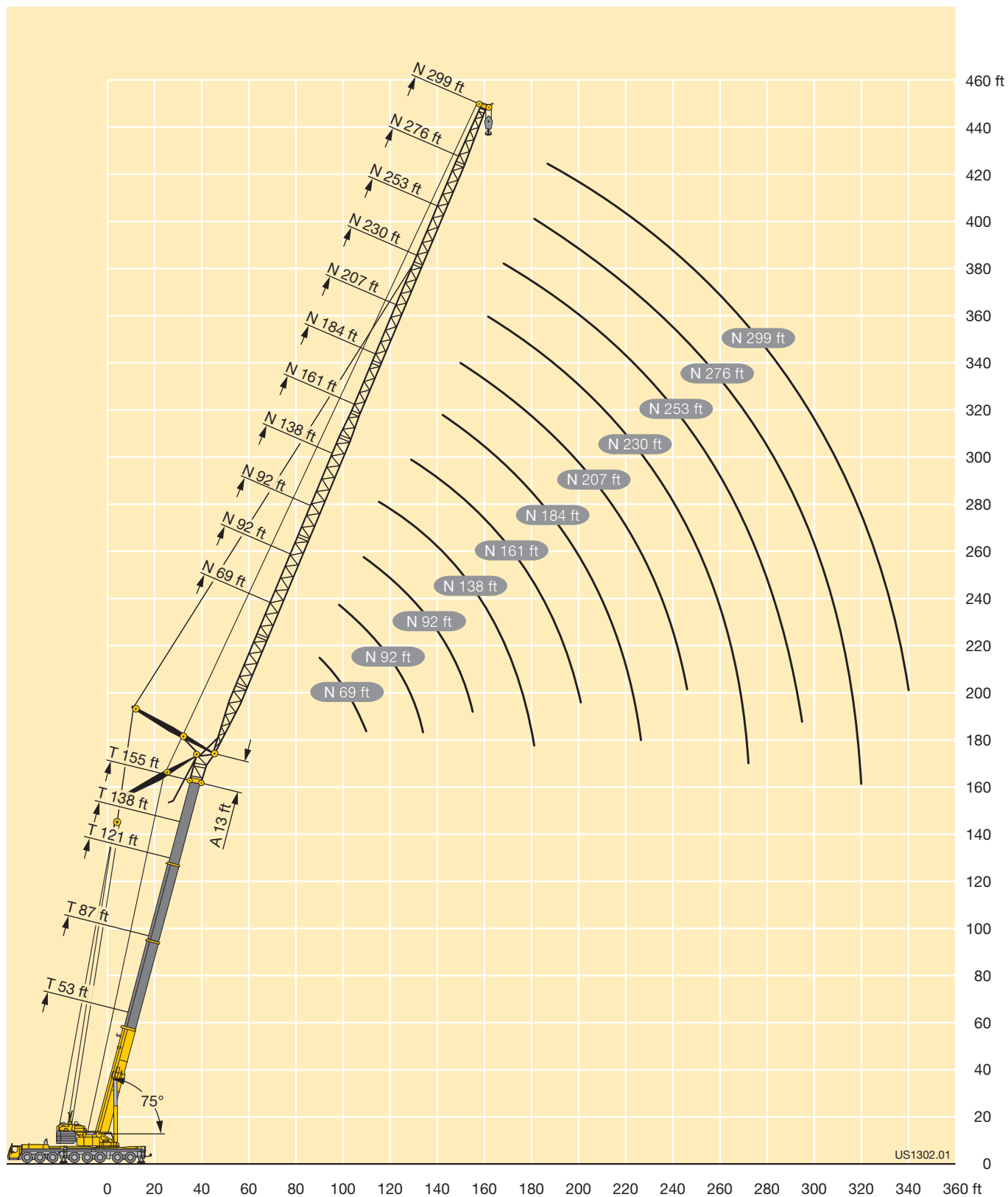
ft	155 ft + 13 ft*											ft
	69 ft	92 ft	115 ft	138 ft	161 ft	184 ft	207 ft	230 ft	253 ft	276 ft	299 ft	
90	76											90
95	73.5											95
100	70	66.5										100
105	67.5	63.5										105
110	65	60.5	57.2									110
115		58	55.5									115
120		55.8	53.2	50.2								120
125		54	51.1	48.2								125
130		52.7	49.1	46.3	42.4							130
135		51.5	47.4	44.5	41.3							135
140			45.9	42.9	39.8	34.6						140
145			44.7	41.3	38.4	34.4						145
150			43.6	39.8	37	33.2	29.1					150
155			42.5	38.7	35.6	32	28.3					155
160				37.8	34.4	30.9	27.4	23.1				160
165				37.2	33.2	29.8	26.5	23				165
170				36.6	32.1	28.8	25.7	22.3	19.5			170
175				36.1	31.3	27.8	24.8	21.6	18.9			175
180				35.5	30.7	26.8	23.9	20.9	18.3	15.4		180
185					30	25.9	23.1	20.1	17.7	15.2		185
190					29.4	25	22.2	19.3	17.1	14.7	11.4	190
195					28.8	24.6	21.4	18.5	16.6	14.1	11.1	195
200					28.2	24.3	20.6	17.7	16	13.6	10.7	200
205						23.9	19.9	17	15.4	13.1	10.4	205
210						23.6	19.5	16.3	14.8	12.6	10.1	210
215						23.2	19.1	15.7	14.1	12.1	9.7	215
220						22.9	18.7	15.3	13.5	11.7	9.4	220
225						22.6	18.2	14.8	12.9	11.2	9.1	225
230							17.8	14.4	12.3	10.8	8.8	230
235							17.4	13.9	11.7	10.4	8.4	235
240							17.1	13.5	11.3	10	8	240
245							16.7	13.1	11.1	9.6	7.6	245
250								12.7	10.9	9.3	7.3	250
255								12.3	10.7	8.9	6.9	255
260								11.9	10.5	8.6	6.5	260
265								11.4	10.2	8.4	6.1	265
270								11	10	8.3	5.7	270
275								10.6	9.8	8.1	5.4	275
280									9.5	8	5.2	280
285									9.3	7.9	5.1	285
290									9.1	7.8	4.9	290
295									8.9	7.6	4.7	295
300										7.5	4.6	300
305										7.4	4.4	305
310										7.3	4.3	310
315										7.1	4.1	315
320										7	3.9	320
325											3.8	325
330											3.6	330
340											3.3	340

\* adapter - pièce d'adaptateur

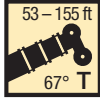

TAB 221157



# Lifting heights Hauteurs de levage



# Lifting capacities Forces de levage





85%

ft	53 ft + 13 ft*										87 ft + 13 ft*										ft			
	69 ft	92 ft	115 ft	138 ft	161 ft	184 ft	207 ft	230 ft	253 ft	276 ft	299 ft	69 ft	92 ft	115 ft	138 ft	161 ft	184 ft	207 ft	230 ft	253 ft		276 ft	299 ft	
75	168																						75	
80	157																							80
85	147	145									135													85
90	138	137									128													90
95		129									121													95
100		122	121								114	113												100
105		116	114									107												105
110		110	109	105								101	98											110
115		105	103	102								96.5	94.5											115
120			98.5	97								92	90											120
125			94	92.5	91							87.5	86	84.5										125
130			90	88.5	87							83.5	82	80.5										130
135			86	84.5	83.5								78.5	77										135
140				81	79.5	78.5							75	74	72.5									140
145				78	76.5	75							72	71	69.5									145
150				75	73.5	72	68.5						68	66.5	64.5									150
155				72	70.5	69.5	67.5						65.5	64	62									155
160				69	68	66.5	65.5						63	61.5	59.7									160
165					65	64	63	47.2					60.5	59	57.3	56.4								165
170					63	61.5	61	46.2					58.2	56.8	55.2	54.2								170
175					60.5	59.5	58.7	45.3					56.1	54.7	53.1	52.2								175
180					58.5	57.4	56.5	44.5	42.5					52.8	51.2	50.3	45.5							180
185						55.4	54.5	43.7	41.8					50.9	49.3	48.4	44.7							185
190						53.5	52.6	42.9	41.1	29.6				49.1	47.6	46.7	43.9	41.5						190
195						51.7	50.9	42.2	40.4	29.1				47.5	46	45.1	43.2	40.9						195
200						50	49.2	41.6	39.8	28.5					44.4	43.5	42.1	40.4						200
205						48.4	47.6	40.9	39.3	28	25.1					42.9	42	40.6	39.5	28.8				205
210							46	40.3	38.7	27.5	24.7					41.5	40.6	39.2	38.2	28.3				210
215							44.6	39.7	38.2	27.1	24.3					40.2	39.3	37.9	36.8	27.8	24.6			215
220							43.2	39.2	37.6	26.6	23.9					38.9	38	36.6	35.6	27.4	24.3			220
225							41.8	38.8	37.1	26.2	23.5						36.8	35.4	34.4	26.9	23.9			225
230								38.3	36.6	25.8	23.2						35.6	34.2	33.2	26.5	23.6			230
235								37.9	36.3	25.4	22.9						34.5	33.1	32.1	26.1	23.3			235
240								36.9	35.6	25	22.5						33.4	32.1	31	25.7	22.9			240
245								35.8	34.7	24.6	22.2							31.1	30	25.3	22.6			245
250								34.5	33.6	24.2	21.9							30.1	29	24.9	22.3			250
255								32.2	32.6	23.8	21.6							29.2	28.1	24.5	22			255
260									31.6	23.5	21.4							28.3	27.1	24.2	21.7			260
265									30.6	23.2	21.2							27.4	26.3	23.9	21.5			265
270									29.7	23	20.9								25.4	23.6	21.2			270
275									28.8	22.7	20.8								24.6	23.4	20.9			275
280										22.5	20.6								23.9	22.7	20.7			280
285										22.2	20.4								23.1	21.9	20.4			285
290										22	20.2									21.2	20			290
295										21.9	20									20.5	19.2			295
300										21.5	19.9									19.9	18.6			300
305											19.7									19.2	18			305
310											19.5									18.6	17.3			310
315											19.4										16.7			315
320											18.9										16.2			320
325																					15.6			325

\* adapter · pièce d'adaptateur

# Lifting capacities Forces de levage



ft	121 ft + 13 ft*											138 ft + 13 ft*											ft
	69 ft	92 ft	115 ft	138 ft	161 ft	184 ft	207 ft	230 ft	253 ft	276 ft	299 ft	69 ft	92 ft	115 ft	138 ft	161 ft	184 ft	207 ft	230 ft	253 ft	276 ft	299 ft	
105	82.5																						105
110	78.5											66.5											110
115	75.5											64.5											115
120		70										62											120
125		67										56.4											125
130		64	62.5									54.2											130
135		62	60.5									52											135
140		59.9	58.1									50	48.4										140
145			55.8	54.1								48	46.6										145
150			53.6	52.2								46.6	44.9	42.3									150
155			51.9	50.2	47.4								43.1	41.1									155
160			50.4	48.3	46.5								41.4	39.5	36								160
165				46.5	44.8								39.8	38	35.7								165
170				45	43.1	40.4							38.8	36.6	34.3								170
175				43.7	41.4	39.1								35.2	33	29.7							175
180				42.5	39.8	37.6	34.4							33.8	31.7	29							180
185				41.4	38.4	36.2	34.1							32.6	30.5	27.8							185
190				40.5	37.2	34.8	32.8							31.9	29.3	26.7	24.1						190
195					36.2	33.5	31.5	29.2						31.4	28.1	25.6	23.1						195
200					35.2	32.2	30.3	28.5							27	24.6	22.1	18.9					200
205					34.3	31.1	29	27.4	25.4						26	23.6	21.1	18.6					205
210						30.1	27.9	26.3	25.4						25.4	22.6	20.1	17.6					210
215						29.3	26.7	25.3	24.4						25	21.6	19.1	16.8	15				215
220						28.5	25.7	24.2	23.4	21.8						20.7	18.2	16	14.4				220
225						27.8	24.8	23.2	22.5	21.4						19.9	17.3	15.3	13.7	11.5			225
230						27	24.1	22.2	21.5	20.5						19.4	16.5	14.5	13.1	11.5			230
235						26.5	23.4	21.3	20.6	19.6	17.4					19.1	15.6	13.8	12.5	10.9			235
240						22.7	20.5	19.7	18.7	16.8					18.8	14.8	13.1	11.9	10.4	8.2			240
245							22	19.8	18.8	17.9	16.1						14.1	12.4	11.4	9.9	7.9		245
250							21.4	19.1	17.9	17.1	15.3						13.7	11.7	10.8	9.4	7.4		250
255							20.7	18.5	17.1	16.2	14.6						13.5	11.1	10.3	9	7		255
260								18	16.5	15.5	13.9						13.2	10.4	9.7	8.5	6.6		260
265								17.4	15.9	14.7	13.2							9.9	9.2	8.1	6.2		265
270								16.8	15.4	13.9	12.6							9.6	8.7	7.7	5.8		270
275								16.3	14.8	13.2	11.9							9.5	8.2	7.2	5.4		275
280								16.1	14.3	12.8	11.3							9.4	7.7	6.8	5		280
285									13.8	12.4	10.6							9.2	7.4	6.4	4.6		285
290									13.4	12	10								7.2	6	4.2		290
295									12.9	11.6	9.5								7	5.6	3.9		295
300									12.5	11.3	9.2								6.9	5.3	3.5		300
305										10.9	8.9								6.8	5	3.2		305
310										10.6	8.6									4.8	2.8		310
315										10.2	8.2									4.7			315
320										9.9	7.9									4.6			320
325										9.8	7.6									4.5			325
330											7.3												330
340											6.8												340

\* adapter · pièce d'adaptateur

TAB 221163

# Lifting capacities Forces de levage





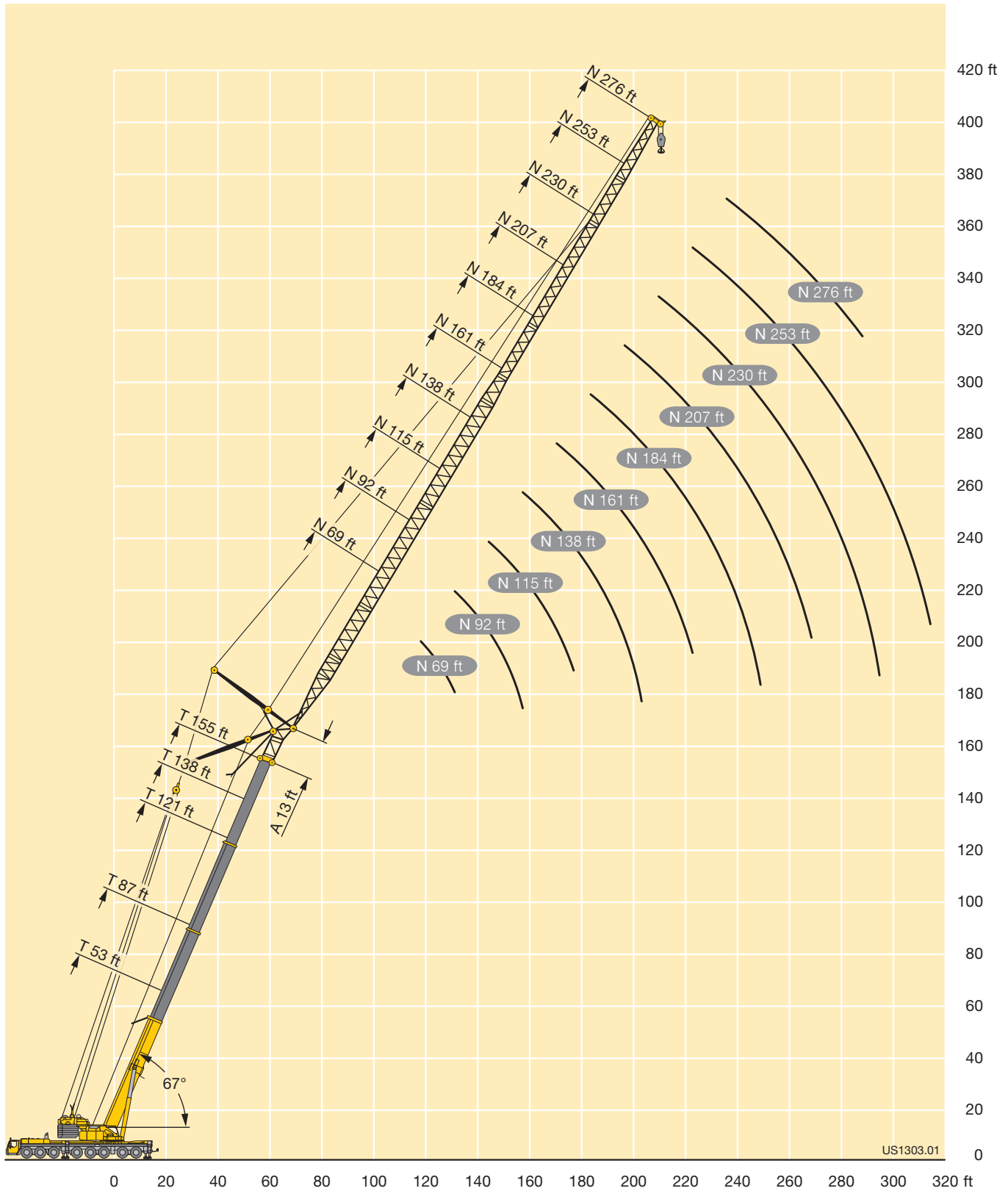





ft	155 ft + 13 ft*										ft	
	69 ft	92 ft	115 ft	138 ft	161 ft	184 ft	207 ft	230 ft	253 ft	276 ft		
120	53.6										120	
125	51.2										125	
130	49.1	45.9									130	
135		44.4									135	
140		42.5									140	
145		40.7	39.3								145	
150		39.2	37.7								150	
155		37.8	36.1								155	
160			34.6	32.6							160	
165			33.1	31.2							165	
170			31.9	29.8	27.7						170	
175			30.9	28.6	26.6						175	
180				27.4	25.4	21.8					180	
185				26.3	24.3	21.5					185	
190				25.3	23.2	20.4					190	
195				24.7	22.1	19.3	16.3				195	
200				24	21.2	18.3	15.6				200	
205					20.4	17.4	14.5	11.4			205	
210					19.7	16.4	13.5	11.4			210	
215					19.1	15.5	12.9	10.7			215	
220					18.5	14.7	12.3	10.1	8.9		220	
225						14.1	11.6	9.5	8.7		225	
230							13.7	11.1	9	8.2	230	
235							13.2	10.5	8.6	7.6	6.5	235
240							12.8	10	8.1	7.1	6.1	240
245							12.4	9.6	7.6	6.7	5.7	245
250								9.3	7.2	6.3	5.2	250
255								9	6.8	5.8	4.8	255
260								8.7	6.4	5.4	4.4	260
265								8.5	6	5.1	4	265
270									5.8	4.7	3.7	270
275									5.6	4.3	3.3	275
280									5.4	3.9	2.9	280
285									5.2	3.7	2.6	285
290									5	3.5		290
295									4.7	3.4		295
300										3.2		300
305										3		305
310										2.9		310

\* adapter · pièce d'adaptateur

# Lifting heights Hauteurs de levage



# Lifting capacities Forces de levage



TVN



85%

ft	53 ft + 46 ft + 13 ft*									87 ft + 46 ft + 13 ft*									ft			
	69 ft	92 ft	115 ft	138 ft	161 ft	184 ft	207 ft	230 ft	253 ft	276 ft	69 ft	92 ft	115 ft	138 ft	161 ft	184 ft	207 ft	230 ft		253 ft	276 ft	
45	114																					45
50	107																					50
55	99	94									104											55
60	92.5	87.5	83.5								97.5	91.5										60
65	89	82	78	73							92	86	80									65
70	85.5	77	73.5	69.5							87.5	81	76.5									70
75	82.5	73	69	65.5	61						83.5	77	72.5	67.5								75
80	79.5	70	65	61.5	57.6	53.1					80.5	73.5	68.5	64	59							80
85	77	68	61.5	58.1	54.4	50.3	46				79.5	70	65	61	56.2	50.8						85
90		66	59.1	55.2	51.7	47.6	43.8					67	62.5	58.2	53.7	48.7						90
95		64.5	57.4	52.5	49.3	45.1	41.5	37.6				64.5	59.9	55.5	51.3	46.6	41.9					95
100		63	56.1	50	47.1	42.8	39.4	35.6	32.9			63	57.4	53	49.1	44.5	40.1	35.7				100
105			54.9	47.5	44.9	40.7	37.4	33.8	31.2			62.5	55.1	51.1	46.9	42.6	38.3	34.2	30.9			105
110			53.7	46.7	42.9	39	35.5	32	29.6	26.4		62.5	53.2	49.2	44.9	40.8	36.7	32.7	29.5			110
115			52.6	46	41	37.4	33.7	30.4	28	25.5			52.5	47.4	43.2	39.1	35.1	31.3	28.3	24.6		115
120			51.6	45.3	39.1	35.8	31.9	28.8	26.5	24.2			52.2	45.7	41.7	37.4	33.7	29.9	27.1	24.2		120
125			50.6	44.7	37.4	34.3	30.2	27.3	25.1	23			52	44.1	40.3	35.8	32.2	28.6	25.9	23.1		125
130			49.6	44.1	35.6	32.9	28.7	26	23.8	21.8			51.8	42.7	38.9	34.5	30.9	27.3	24.8	22.1		130
135				43.5	34.5	31.6	27.5	24.7	22.6	20.6				42	37.6	33.3	29.5	26.1	23.8	21.1		135
140				42.9	33.9	30.3	26.4	23.5	21.4	19.5				41.6	36.4	32.2	28.3	24.9	22.8	20.2		140
145				42.4	33.8	29.1	25.3	22.3	20.3	18.4				41.2	35.2	31.1	27.4	23.9	21.8	19.3		145
150				41.8	33.7	27.9	24.3	21.1	19.2	17.6				40.9	34.1	30	26.5	22.9	20.8	18.4		150
155					33.6	26.7	23.3	20	18.2	16.7				40.6	33.7	29	25.6	22.1	19.9	17.6		155
160					33.5	25.8	22.4	19	17.2	15.9					33.6	28	24.8	21.3	19	16.8		160
165					33.4	25.2	21.4	18.2	16.3	15.1					33.4	27.2	24	20.6	18.2	16		165
170					33.3	25.2	20.5	18.1	15.3	14.4					33.3	27.1	23.2	19.9	17.5	15.3		170
175					33.3	25.2	19.9	17.9	14.5	13.6					33.1	27	22.5	19.2	16.9	14.8		175
180						25.2	19.7	17.7	14.1	12.9						26.9	21.8	18.5	16.3	14.3		180
185						25.2	19.7	17.5	14	12.2						26.8	21.1	17.8	15.7	13.8		185
190						25.2	19.7	17.3	13.8	11.5						26.7	20.4	17.2	15.1	13.3		190
195						25.2	19.7	17.1	13.6	11.1						26.6	20.3	16.5	14.6	12.9		195
200							19.7	16.9	13.4	10.8						26.5	20.3	15.9	14.1	12.4		200
205							19.7	16.7	13.3	10.7							20.3	15.5	13.6	12		205
210							19.7	16.5	13.1	10.6							20.3	15.4	13.1	11.6		210
215							19.7	16.3	12.9	10.5							20.3	15.4	12.6	11.2		215
220							19.7	16.1	12.8	10.3							20.3	15.4	12.4	10.8		220
225								15.9	12.6	10.2								15.4	12.3	10.4		225
230								15.7	12.5	10.1								15.4	12.3	10		230
235								15.5	12.3	10								15.4	12.3	9.9		235
240								15.3	12.2	9.9								15.4	12.3	9.8		240
245									12	9.8								15.4	12.3	9.8		245
250									11.9	9.7									12.3	9.8		250
255									11.7	9.6									12.3	9.8		255
260									11.6	9.5									12.3	9.8		260
265									11.5	9.4									12.3	9.8		265
270										9.3										9.8		270
275										9.2											9.8	275
280										9.1											9.8	280
285										9											9.8	285
290																					9.8	290
295																					9.8	295

\* adapter · pièce d'adaptateur

TAB 221154

# Lifting capacities Forces de levage



TVN



85%

ft	121 ft + 46 ft + 13 ft*									138 ft + 46 ft + 13 ft*									ft			
	69 ft	92 ft	115 ft	138 ft	161 ft	184 ft	207 ft	230 ft	253 ft	276 ft	69 ft	92 ft	115 ft	138 ft	161 ft	184 ft	207 ft	230 ft		253 ft	276 ft	
60	94.5										87.5										60	
65	89.5	81									83	70										65
70	85	78									79	70										70
75	81	74.5	69								75	68.5	60.5									75
80	77.5	71	66	60.5							71.5	65.5	59.9									80
85	74.5	67.5	63	57.8	52.1						68	63	57.6	51.7								85
90	73.5	65	60.5	55.6	50.3						65.5	60.5	55.4	50	43.9							90
95		62.5	58	53.4	48.4	43.1						57.8	53.4	48.2	42.9	36.4						95
100		60.5	55.8	51.3	46.7	41.5	36.6					55.4	51.4	46.6	41.4	36	29.6					100
105		59	53.7	49.4	45	40.1	35.4	30.6				53.1	49.6	45	40	34.8	29.6					105
110		58.3	51.9	47.6	43.4	38.7	34.1	29.7	25			51.7	47.9	43.5	38.7	33.6	28.7	23.3				110
115			50.2	45.9	41.8	37.3	33	28.8	24.6			50.5	46.1	42.1	37.4	32.5	27.7	22.9	18.3			115
120			48.9	44.4	40.3	36	31.8	27.8	24.1	19.4			44.4	40.8	36.2	31.4	26.8	22.3	18.1	13.8		120
125			48.1	43	38.9	34.7	30.7	26.8	23.6	19.4			42.9	39.5	35	30.3	25.9	21.7	17.6	13.8		125
130			47.7	41.7	37.7	33.5	29.6	26	23.1	19			42	38.3	33.9	29.3	25	21	17.2	13.5		130
135			47.4	40.6	36.5	32.3	28.6	25.1	22.4	18.6			41.2	37.1	32.9	28.4	24.2	20.3	16.7	13.2		135
140				39.9	35.4	31.3	27.5	24.3	21.7	18.2				35.9	31.9	27.5	23.4	19.5	16.3	12.9		140
145				39.5	34.3	30.3	26.5	23.4	20.9	17.9				35	31	26.6	22.6	18.8	15.9	12.6		145
150				39.3	33.4	29.4	25.6	22.5	20.2	17.5				34.4	30.1	25.8	21.9	18.1	15.5	12.3		150
155				39.1	32.7	28.5	24.8	21.7	19.5	17				33.8	29.1	25	21.2	17.5	15	12		155
160					32.4	27.6	24.1	20.9	18.8	16.4				33.3	28.3	24.3	20.5	16.8	14.4	11.7		160
165					32.2	26.8	23.4	20.2	18.1	15.9					27.8	23.5	19.9	16.2	13.8	11.5		165
170					32.2	26.1	22.7	19.6	17.5	15.3					27.3	22.7	19.3	15.6	13.3	11.2		170
175					32	25.8	22	19.1	16.8	14.8					26.9	21.9	18.7	15.2	12.8	11		175
180					31.9	25.7	21.4	18.5	16.2	14.2					26.5	21.4	18.1	14.7	12.3	10.7		180
185						25.7	20.8	18	15.7	13.7						21.1	17.4	14.2	11.9	10.3		185
190						25.6	20.3	17.5	15.3	13.2						20.8	16.7	13.7	11.6	9.9		190
195						25.6	20.2	17	14.8	12.8						20.4	16.3	13.1	11.3	9.6		195
200						25.5	20.2	16.5	14.4	12.5						20.1	15.9	12.6	10.9	9.2		200
205							20.1	16.1	14	12.1						19.8	15.6	12	10.5	9		205
210							20.1	15.8	13.6	11.8							15.3	11.6	10.1	8.7		210
215							20.1	15.8	13.2	11.5							15.1	11.4	9.8	8.4		215
220							20	15.8	12.8	11.2							14.8	11.2	9.4	8		220
225							20	15.8	12.5	10.9							14.6	11	9.1	7.7		225
230								15.7	12.4	10.6								10.9	8.8	7.4		230
235								15.7	12.4	10.3								10.7	8.6	7.1		235
240								15.7	12.4	10.1								10.6	8.5	6.8		240
245								15.6	12.4	9.9								10.4	8.4	6.5		245
250									12.3	9.9								10.3	8.3	6.3		250
255									12.3	9.9								10.2	8.2	6.2		255
260									12.3	9.9									8.1	6.1		260
265									12.3	9.9									7.9	6		265
270									12.3	9.8									7.8	5.9		270
275									12.2	9.8									7.7	5.8		275
280										9.8										5.8		280
285										9.8										5.7		285
290										9.8										5.6		290
295										9.8										5.5		295
300										9.8										5.4		300

\* adapter · pièce d'adaptateur

TAB 221154

J

# Lifting capacities Forces de levage



TVN



ft	155 ft + 46 ft + 13 ft*										ft
	69 ft	92 ft	115 ft	138 ft	161 ft	184 ft	207 ft	230 ft	253 ft	276 ft	
65	69.5										65
70	66.5	58.3									70
75	63.5	57	50.2								75
80	60.5	54.7	49.7								80
85	57.5	52.5	47.9	42.6							85
90	55.2	50.4	46.2	41.3	35.5						90
95		48.2	44.6	40	34.7	28.6					95
100		46.2	42.9	38.6	33.6	28.3	22.8				100
105		44.4	41.2	37.1	32.5	27.4	22.8				105
110		43	39.5	35.7	31.5	26.5	21.9				110
115		41.6	38	34.4	30.4	25.7	21.1	16.6			115
120			36.6	33.1	29.2	24.8	20.3	16.3	12.6		120
125			35.5	31.9	28.1	23.9	19.6	15.6	12.5		125
130			34.5	30.7	27	22.9	18.8	14.9	12.2	9.4	130
135			33.5	29.8	26	22.1	18.1	14.2	11.8	9.2	135
140				29	25	21.2	17.4	13.6	11.4	9	140
145				28.2	24.1	20.4	16.7	12.9	10.9	8.7	145
150				27.4	23.2	19.6	15.9	12.3	10.5	8.4	150
155				26.7	22.6	18.8	15.2	11.8	10.1	8.1	155
160				26	22	18.1	14.4	11.3	9.6	7.8	160
165					21.4	17.4	13.6	10.8	9.2	7.5	165
170					20.9	16.9	12.9	10.3	8.8	7.2	170
175					20.3	16.4	12.3	9.9	8.4	6.9	175
180					19.8	16	11.7	9.5	8.1	6.6	180
185						15.5	11.4	9	7.7	6.3	185
190						15.1	11.1	8.6	7.3	6	190
195						14.7	10.9	8.3	7	5.6	195
200						14.3	10.6	8.1	6.7	5.3	200
205						13.9	10.4	7.9	6.4	5	205
210							10.2	7.7	6	4.7	210
215							10	7.5	5.7	4.4	215
220							9.8	7.3	5.4	4.2	220
225							9.6	7.1	5.1	3.9	225
230								6.9	4.8	3.6	230
235								6.8	4.7	3.4	235
240								6.6	4.6	3.1	240
245								6.4	4.5	2.9	245
250								6.2	4.4	2.7	250
255								6.1	4.3	2.6	255
260									4.2	2.5	260
265									4.1	2.4	265
270									4	2.3	270
275									3.9	2.2	275
280										2.2	280

J

\* adapter · pièce d'adaptateur

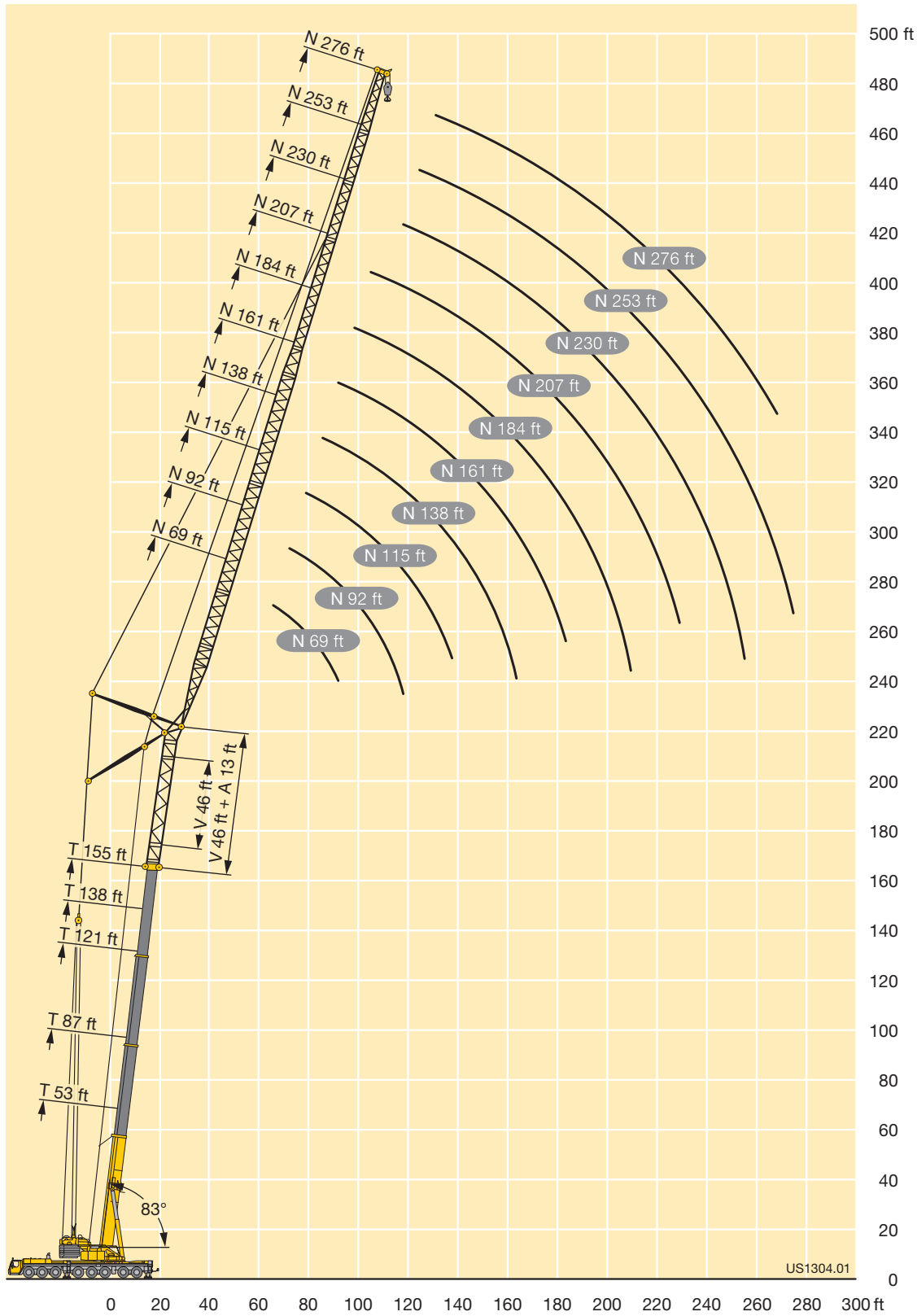
TAB 221154



# Lifting heights Hauteurs de levage



TVN




J

# Lifting capacities Forces de levage



TVN



ft	53 ft + 46 ft + 13 ft*										87 ft + 46 ft + 13 ft*								ft			
	69 ft	92 ft	115 ft	138 ft	161 ft	184 ft	207 ft	230 ft	253 ft	276 ft	69 ft	92 ft	115 ft	138 ft	161 ft	184 ft	207 ft	230 ft		253 ft	276 ft	
65	82																					65
70	77.5																					70
75	72.5																					75
80	68.5	65									75.5											80
85	64.5	61	58								71.5											85
90	62.5	57.7	55.2								68											90
95	60.5	54.7	52.3								64.5	60										95
100		52.2	49.6	46.8							62.5	57.3	54.1									100
105		50.3	47	44.4								54.5	51.6									105
110		49	44.9	42.2	38.9							52.3	49.3	45.4								110
115		47.7	43	40.2	37.6							50.4	47.2	44.1								115
120			41.3	38.4	35.8	32.5						49	45.2	42.2	38.8							120
125			40.1	36.8	34	30.9						48.2	43.5	40.3	37.2							125
130			39.4	35.2	32.3	29.3	26					47.5	41.9	38.6	35.6	31.6						130
135			38.7	34.1	30.9	27.8	25						41.1	37.2	34.1	30.5						135
140			38	33.2	29.6	26.4	23.7	21					40.5	35.9	32.6	29.2	25.8					140
145				32.7	28.4	25.1	22.5	19.8					39.9	34.6	31.3	27.9	24.7					145
150				32.2	27.2	24	21.3	18.7	16.9				39.4	33.5	30.2	26.7	23.6	20.4				150
155				31.7	26.3	22.9	20.1	17.7	16.2					33.1	29.1	25.5	22.6	19.6				155
160				31.2	25.7	21.8	19.1	16.6	15.3	13.3				32.9	28	24.5	21.6	18.7	16.6			160
165					25.3	20.8	18.1	15.5	14.4	12.6				32.7	27.1	23.6	20.6	17.8	15.8			165
170					25	20	17.2	14.5	13.5	12				32.5	26.9	22.8	19.7	17	15.1	12.7		170
175					24.6	19.7	16.4	13.7	12.6	11.3				32.3	26.7	22	18.9	16.1	14.4	12.3		175
180					24.3	19.4	15.6	13	11.8	10.6					26.5	21.2	18.2	15.3	13.7	11.8		180
185					24	19.1	14.8	12.4	10.9	10					26.4	20.6	17.5	14.6	13	11.3		185
190					23.7	18.8	14.2	11.7	10.3	9.3					26.2	20.5	16.8	14	12.3	10.8		190
195						18.5	14	11.1	9.8	8.7					26	20.4	16.2	13.4	11.7	10.4		195
200						18.2	13.7	10.5	9.3	8.1						20.3	15.8	12.9	11.2	9.9		200
205						18	13.5	10.1	8.9	7.7						20.2	15.7	12.4	10.8	9.5		205
210							13.3	10	8.4	7.3						20.2	15.6	11.9	10.5	9.1		210
215							13.1	9.8	7.9	6.8						20.1	15.5	11.4	10.1	8.7		215
220							12.9	9.7	7.5	6.4						20	15.4	11.2	9.7	8.4		220
225							12.7	9.6	7.3	6							15.3	11	9.3	8		225
230							12.5	9.4	7.2	5.6							15.2	11	8.9	7.6		230
235							12.4	9.3	7.1	5.3							15.1	10.9	8.7	7.2		235
240								9.2	6.9	5.1							15	10.9	8.6	6.9		240
245								9	6.8	5								10.8	8.5	6.5		245
250								8.9	6.7	4.9								10.8	8.5	6.2		250
255								8.8	6.6	4.8								10.7	8.4	6		255
260									6.5	4.7								10.7	8.3	6		260
265									6.5	4.7								10.6	8.3	5.9		265
270									6.4	4.6									8.2	5.9		270
275									6.3	4.5									8.2	5.9		275
280									6.2	4.4									8.1	5.8		280
285										4.3									8.1	5.8		285
290										4.2										5.8		290
295										4.2											5.7	295
300										4.1											5.7	300
305																					5.7	305
310																					5.6	310

\* adapter - pièce d'adaptateur

TAB 221160

# Lifting capacities Forces de levage



TVN



ft	121 ft + 46 ft + 13 ft*									138 ft + 46 ft + 13 ft*									155 ft + 46 ft + 13 ft*									ft		
	69 ft	92 ft	115 ft	138 ft	161 ft	184 ft	207 ft	230 ft	253 ft	276 ft	69 ft	92 ft	115 ft	138 ft	161 ft	184 ft	207 ft	230 ft	253 ft	276 ft	69 ft	92 ft	115 ft	138 ft	161 ft	184 ft	207 ft		230 ft	
95	65.5									52.9																		95		
100	62.5	54.9								52.1												40.4							100	
105	60	54.9								49.7												40.4							105	
110	57.8	52.7	48.6							47.5	43.3											38.5							110	
115	55.9	50.7	47.3							45.4	42	38.6										36.7	32.1						115	
120		48.7	45.5	40.5						40.1	37.9											35.1	31.5	27.7					120	
125		47	43.8	40.4						38.2	36.3											30.1	27.6						125	
130		45.4	42.1	38.9	34.9					36.7	34.7	31.8										28.7	26.3						130	
135		44.3	40.6	37.5	33.9					35.3	33.1	30.7	25.4									27.4	25.1	22					135	
140			39.3	36.1	32.7	27.7				34	31.7	29.4	25.4									26.2	24	21.5	17.5				140	
145			38.1	34.8	31.5	27.6				30.4	28.1	25.2										22.9	20.4	17.4					145	
150			36.9	33.6	30.4	26.6				29.3	26.8	24.1	20.5									21.9	19.4	16.4					150	
155			36.1	32.6	29.3	25.7	22			28.2	25.6	23.1	19.7									20.9	18.4	15.4	11.4				155	
160			35.7	31.7	28.2	24.8	21.6	17.9		27.3	24.6	22	18.7	14.8								20.1	17.5	14.5	11.1				160	
165				30.8	27.3	23.9	20.8	17.8			23.6	21	17.7	14.7								19.4	16.7	13.6	10.6				165	
170				30	26.4	23.1	20.1	17.1			22.8	20	16.8	14	10.8							18.8	15.9	12.8	10	7.7			170	
175				29.5	25.7	22.3	19.4	16.5	14.1		21.9	19.2	15.9	13.3	10.4							15.3	12.2	9.5	7.3				175	
180				29.2	25.1	21.6	18.7	15.9	13.8	11.6		21.2	18.4	15	12.6	9.9	8.2					14.7	11.7	9.1	6.8	4.4			180	
185				24.4	20.9	18	15.3	13.4	11.5			20.7	17.7	14.2	11.9	9.4	8.1					14.2	11.2	8.6	6.4	4.3			185	
190				23.8	20.4	17.4	14.7	12.9	11.1			20.4	17	13.4	11.2	8.9	7.6	5.8				13.8	10.7	8.2	6.1	4			190	
195				23.5	19.9	16.8	14.2	12.5	10.7				16.3	12.9	10.6	8.5	7.2	5.8					10.4	7.8	5.7	3.6				195
200				23.3	19.3	16.2	13.6	12.1	10.4				15.7	12.4	10	8	6.8	5.5					10.1	7.4	5.3	3.3				200
205				23.3	18.8	15.7	13.1	11.6	10				15.4	11.9	9.5	7.6	6.4	5.2						9.8	7.1	5	3			205
210					18.4	15.3	12.6	11.2	9.7					11.4	9.1	7.2	6	4.8						9.5	6.8	4.7	2.6			210
215					18.1	14.8	12.2	10.8	9.3					11	8.8	6.8	5.7	4.5						9.3	6.6	4.4	2.3			215
220					18	14.4	11.8	10.4	9					10.7	8.4	6.4	5.3	4.1							6.4	4				220
225					18	14	11.5	10.1	8.7					10.4	8.1	6.1	4.9	3.8							6.2	3.7				225
230						13.6	11.2	9.7	8.4					10.3	7.7	5.7	4.5	3.4							6	3.3				230
235						13.4	10.9	9.4	8.1					10.2	7.4	5.3	4.1	3.1							5.8	3.1				235
240						13.3	10.6	9.2	7.8						7.1	5	3.8	2.7									2.9			240
245						13.3	10.3	8.9	7.6						6.9	4.6	3.5										2.7			245
250						13.2	10	8.6	7.3						6.8	4.3	3.2										2.6			250
255						13.1	9.9	8.4	7						6.6	3.9	2.9										2.4			255
260							9.9	8.1	6.8							3.7	2.6										2.2			260
265							9.8	7.9	6.6							3.6														265
270							9.6	7.7	6.4							3.5														270
275							9.4	7.6	6.1							3.4														275
280								7.5	5.9							3.3														280
285								7.3	5.7																					285
290								7.2	5.5																					290
295								7	5.3																					295
300								6.9	5.2																					300
305									5.1																					305
310									4.9																					310
315									4.8																					315
320									4.7																					320

\* adapter · pièce d'adaptateur

TAB 221160

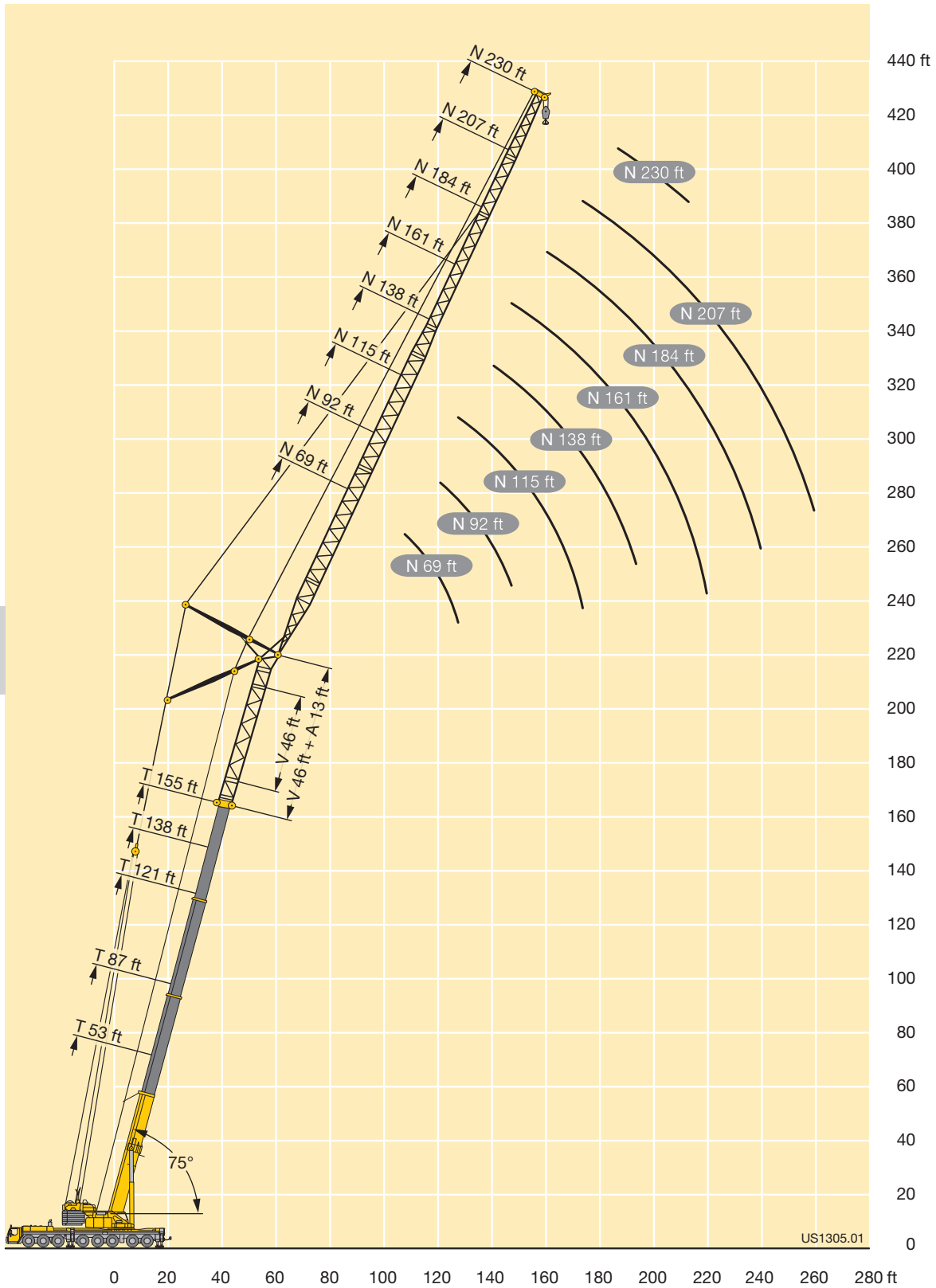
J

# Lifting heights Hauteurs de levage



TVN

J



# Lifting capacities Forces de levage



TVN



85%

ft	53 ft + 46 ft + 13 ft*										87 ft + 46 ft + 13 ft*										ft	
	69 ft	92 ft	115 ft	138 ft	161 ft	184 ft	207 ft	230 ft	253 ft	276 ft	69 ft	92 ft	115 ft	138 ft	161 ft	184 ft	207 ft	230 ft	253 ft	276 ft		
95	52.4																				95	
100	49.1																					100
105	46.5	45.3								54.9												105
110	44.8	42.4								51.8												110
115		40								49												115
120		37.8	37.4							46.7	45.1											120
125		35.8	35.2								42.6											125
130		35.1	33	31.4							40.3	39										130
135		35	31.2	30							38.4	37.6										135
140			29.7	28.1							36.8	35.8										140
145			28.3	26.4	25.6						35.5	34	32.1									145
150			27.8	24.9	24						35.4	32.5	30.8									150
155			27.7	23.8	22.5							31.1	29.3									155
160				22.7	21.2	18.9						30	27.9	25.5								160
165				21.8	20.1	17.5						29.2	26.5	24.5								165
170				21.4	18.9	16.2	14.4					29.2	25.6	23.6	20.4							170
175				21.3	17.8	15.1	13.4						24.6	22.7	19.6							175
180				21.3	17.1	14.1	12.3						23.8	21.9	18.8							180
185					16.7	13.3	11.3	9.7					23.3	21	18	15.1						185
190					16.7	12.5	10.4	8.9					23.3	20	17.2	14.3						190
195					16.7	11.7	9.7	8.2					23.3	19.1	16.3	13.6						195
200					16.7	11.2	9.1	7.5	7.1					18.8	15.5	12.9	10.7					200
205						10.9	8.5	6.9	6.4					18.8	14.6	12.1	10.2					205
210						10.9	7.9	6.3	5.8	5.2				18.8	13.8	11.4	9.7	8.5				210
215						10.9	7.6	5.8	5.2	4.7				18.8	12.9	10.8	9.1	8.1				215
220						10.9	7.5	5.3	4.6	4.2					12.7	10.2	8.5	7.6				220
225						10.9	7.5	4.8	4.2	3.7					12.7	9.6	7.9	7.2	6			225
230							7.5	4.3	3.7	3.3					12.7	9.1	7.4	6.7	5.6			230
235							7.5	4	3.3	2.8					12.7	9	7	6.2	5.2			235
240							7.5	4	2.8						12.7	9	6.5	5.8	4.9			240
245							7.5	4								9	6	5.4	4.5			245
250								4								9	5.6	4.9	4.1			250
255								4								9	5.2	4.5	3.7			255
260								4								9	5.1	4.1	3.3			260
265								4									5.1	3.7	2.9			265
270								4										5.1	3.3	2.6		270
275								4										5.1	2.9	2.2		275
280																		5.1	2.8			280
285																			5.1	2.8		285
290																				2.8		290
295																				2.8		295
300																				2.8		300
305																				2.8		305

\* adapter · pièce d'adaptateur

TAB 221166

J

# Lifting capacities Forces de levage



TVN



85%

ft	121 ft + 46 ft + 13 ft*								138 ft + 46 ft + 13 ft*						155 ft + 46 ft + 13 ft*					ft			
	69 ft	92 ft	115 ft	138 ft	161 ft	184 ft	207 ft	230 ft	253 ft	69 ft	92 ft	115 ft	138 ft	161 ft	184 ft	207 ft	69 ft	92 ft	115 ft		138 ft	161 ft	
125	46.5									32.4													125
130	44.5									32.4													130
135	42.6	39								32.4													135
140		38.3								31.8	27.1							22.5					140
145		36.5									26.9							22.4					145
150		34.9	33.4								25.8							21.3					150
155		33.4	32.2								24.6	22.3						16.4					155
160		32	30.7	27.9							23.6	21.8						16					160
165			29.3	27.7							22.6	20.8						15					165
170			28.1	26.5							21.7	19.8	16.3					14.1	12.3				170
175			26.9	25.4	22.8							18.9	16.3					13.2	11.7				175
180			25.9	24.3	22.3							18.1	15.8	11.6					11	8.8			180
185				23.2	21.3							17.2	15	11.6					10.4	8.7			185
190				22.3	20.3	17.6						16.4	14.1	11.6					9.9	8.1			190
195				21.4	19.3	16.7							13.3	11.1	7.7				9.5	7.7	5.5		195
200				20.6	18.4	15.8	12.9						12.7	10.5	7.7					7.3	5.3		200
205				19.9	17.5	14.9	12.6						12.1	10	7.5	4.9				6.9	4.9		205
210					16.8	14.1	12						11.6	9.4	7.1	4.9				6.5	4.5		210
215					16	13.3	11.4						11.2	9	6.6	4.5				6.1	4.1		215
220					15.3	12.6	10.8	8.7						8.6	6.2	4.1				5.8	3.8		220
225					14.7	12	10.2	8.5						8.2	5.7	3.8					3.4		225
230						11.5	9.6	8						7.8	5.3	3.4					3.1		230
235						11	9.1	7.5	6.6					7.5	5	3.1					2.8		235
240						10.6	8.6	7	6.3						4.7	2.8					2.6		240
245						10.2	8.2	6.5	5.8						4.4	2.5							245
250						9.8	7.8	6.1	5.4						4								250
255						9.6	7.4	5.6	5						3.8								255
260							7	5.2	4.5						3.6								260
265							6.7	4.9	4.2														265
270							6.4	4.6	3.8														270
275							6.2	4.2	3.4														275
280								3.9	3.1														280
285								3.6	2.8														285
290								3.4	2.5														290
295								3.2	2.2														295
300								3															300

\* adapter · pièce d'adaptateur

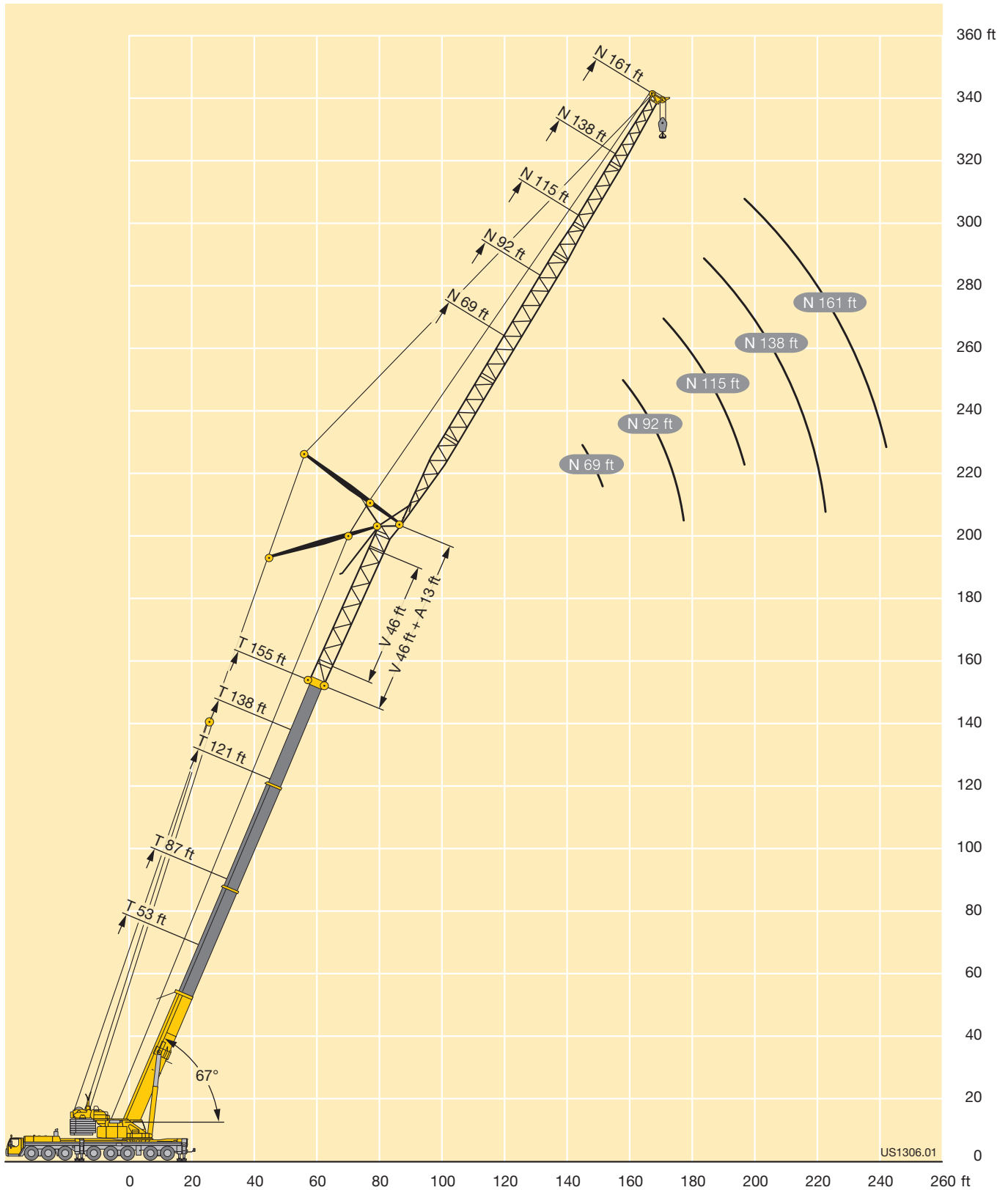
TAB 221166

J

**Lifting heights**  
**Hauteurs de levage**



**TVN**



**J**

# Lifting capacities Forces de levage



**TY3N**



ft	121 ft + 13 ft*											138 ft + 13 ft*											ft
	69 ft	92 ft	115 ft	138 ft	161 ft	184 ft	207 ft	230 ft	253 ft	276 ft	299 ft	69 ft	92 ft	115 ft	138 ft	161 ft	184 ft	207 ft	230 ft	253 ft	276 ft	299 ft	
55	215											200											55
60	201	193										187	180										60
65	189	181	172									176	170	157									65
70	180	171	165									167	160	152									70
75	170	162	156	145								160	152	145	132								75
80	160	154	148	141	121							154	144	139	128								80
85	150	147	141	135	120							148	138	132	124	110							85
90		140	135	129	118	91.5							133	126	120	108	86.5						90
95		132	129	124	116	90.5	77.5						128	121	115	106	85.5						95
100		125	124	119	112	89	76.5	60.5					123	117	111	103	84.5	71					100
105			117	115	108	88	75.5	58.9	51.7				117	113	106	100	83.5	70.5	56.6				105
110			111	110	104	86.5	74.5	57.4	51.2				111	109	103	97.5	82.5	70	55.6				110
115			106	105	101	85	73.5	56	50.6	39.2				104	100	94	81	69.5	54.5	45			115
120			101	99.5	97	83.5	73	54.6	50	38.8	32.3			99	97	91	80	68.5	53.4	45	35.9		120
125			96.5	95	93.5	82	72	53.2	49.3	37.9	32.3			94.5	93.5	88	79	68	52.3	45	35.9	28.3	125
130			92	91	89.5	80.5	71	52	48.4	37	31.6			90.5	89.5	86	78	67.5	51.3	45	35.5	28.4	130
135				87	85.5	79	70	50.7	47.6	36.1	31				85.5	83.5	77	66.5	50.2	45	35	28.5	135
140				83.5	82	77.5	69	49.5	46.7	35.3	30.4				82	80.5	76	65.5	49.1	45	34.3	28.7	140
145				80	78.5	76	68	48.3	45.7	34.5	29.8				78.5	77.5	74.5	65	48	44.8	33.7	28.8	145
150				76.5	75.5	74	67.5	47.2	44.9	33.7	29.3				75.5	74.5	73	64.5	47	44	33.1	28.4	150
155					72.5	71.5	67	46.2	44	32.9	28.8				71.5	71.5	70.5	64	45.9	43.2	32.4	28	155
160					69.5	68.5	66.5	45.2	43.2	32.2	28.2				69	68	63.5	45	42.5	31.8	27.6		160
165					67	66	65.5	44.3	42.3	31.5	27.6				66	65	63	44.1	41.8	31.1	27.1		165
170					64.5	63.5	63	43.5	41.6	30.8	27.2				64	63	61.5	43.3	41	30.5	26.6		170
175					57.5	61.5	60.5	42.9	40.9	30.2	26.7				61.5	60.5	59.3	42.7	40.4	29.9	26.2		175
180						59.2	58.5	42.2	40.2	29.5	26.2					58.4	57.2	42	39.7	29.3	25.7		180
185						57.2	56.5	41.6	39.6	28.9	25.8					56.4	55.2	41.4	39.2	28.7	25.3		185
190						55.2	54.5	40.9	39.1	28.4	25.3					54.4	53.2	40.8	38.7	28.2	24.9		190
195						49.5	52.7	40.3	38.6	27.9	24.9					52.6	51.5	40.3	38.2	27.7	24.5		195
200							51	39.7	38.1	27.5	24.5					48.4	49.8	39.7	37.7	27.2	24.1		200
205							49.3	39.1	37.6	27	24.1						48.1	39.2	37.3	26.8	23.7		205
210							47.7	38.6	37.1	26.6	23.7						46.6	38.6	36.8	26.4	23.4		210
215							43.4	38	36.7	26.2	23.4						45.1	38.1	36.4	26	23.1		215
220							38.3	37.5	36.2	25.8	23.1						42.8	37.6	36	25.7	22.8		220
225								37	35.8	25.4	22.8							37.1	35.6	25.3	22.5		225
230								36.6	35.3	25	22.6							36.7	35.2	24.9	22.3		230
235								35.9	34.9	24.6	22.3							36.4	34.8	24.6	22		235
240								32.5	34.5	24.2	22							36.1	34.4	24.2	21.7		240
245									34.1	23.9	21.7							33.8	34	23.9	21.5		245
250									33.8	23.5	21.5								33.7	23.6	21.2		250
255									32.8	23.2	21.2								33	23.3	21		255
260									29.6	22.9	20.9								32.1	22.9	20.7		260
265									25.9	22.6	20.6								30.1	22.6	20.5		265
270										22.4	20.4									22.3	20.3		270
275										22.1	20.1									22	20		275
280										21.9	19.9									21.9	19.8		280
285										21.4	19.7									21.7	19.5		285
290											19.5									21.2	19.3		290
295											19.3									19.7	19.2		295
300											19.2										19		300
305											18.8											18.9	305
310											17.4											18.4	310

K

\* adapter · pièce d'adaptateur

TAB 223282



# Lifting capacities Forces de levage



**TY3N**



ft	155 ft + 13 ft*											ft
	69 ft	92 ft	115 ft	138 ft	161 ft	184 ft	207 ft	230 ft	253 ft	276 ft	299 ft	
55	176											55
60	174											60
65	163	155										65
70	155	148	135									70
75	147	141	132	116								75
80	142	134	127	115								80
85	138	127	122	112	99.5							85
90	136	122	117	108	97.5							90
95		118	112	105	95	80						95
100		115	107	102	92.5	79.5	62.5					100
105		112	103	98	90.5	78.5	62.5					105
110		109	101	94.5	88	77.5	62.5					110
115			98.5	91.5	86	76.5	62.5	49.3				115
120			96	88.5	84	75.5	62.5	49.3	40.1			120
125			93.5	86	81.5	74.5	62.5	49.3	40.4	31.5		125
130			89.5	84.5	79	73	62.5	49.3	40.9	31.8		130
135			85.5	83	77	71.5	62.5	48.9	41.5	32.1	23.8	135
140				81	75	70	62	48.1	41.9	32.5	24	140
145				77.5	73.5	68.5	61.5	47.1	42	32.7	24.2	145
150				74.5	72	67.5	60.5	46.2	42	32.5	24.5	150
155				71.5	70	66.5	59.3	45.3	42	32	24.9	155
160					67.5	65.5	58.4	44.4	41.7	31.4	25.1	160
165					65	64	57.7	43.5	41.1	30.8	25.2	165
170					62.5	61.5	57.1	42.7	40.5	30.2	25.2	170
175					60	59.2	56.5	42.1	39.9	29.7	25.2	175
180					57.9	57.1	55.4	41.5	39.2	29.1	25.2	180
185						55.1	53.9	40.9	38.7	28.6	25.1	185
190						53.2	52	40.4	38.2	28.1	24.7	190
195						51.4	50.2	39.9	37.7	27.6	24.3	195
200						49.7	48.5	39.3	37.3	27.1	24	200
205							46.9	38.8	36.9	26.7	23.6	205
210							45.4	38.3	36.5	26.3	23.3	210
215							43.9	37.9	36.1	25.9	22.9	215
220							42.6	37.4	35.7	25.5	22.7	220
225							40.5	37	35.3	25.2	22.4	225
230								36.5	34.9	24.9	22.1	230
235								36.2	34.6	24.5	21.9	235
240								36	34.2	24.2	21.6	240
245								35.2	33.8	23.9	21.4	245
250									33.1	23.6	21.1	250
255									32.1	23.3	20.9	255
260									31.2	22.9	20.7	260
265									30.2	22.6	20.4	265
270									28.9	22.3	20.2	270
275									25.9	22	20	275
280										21.9	19.7	280
285										21.7	19.5	285
290										21.6	19.3	290
295										21.5	19.1	295
300											19	300
305											18.9	305
310											18.9	310
315											18.8	315
320											17.1	320

K

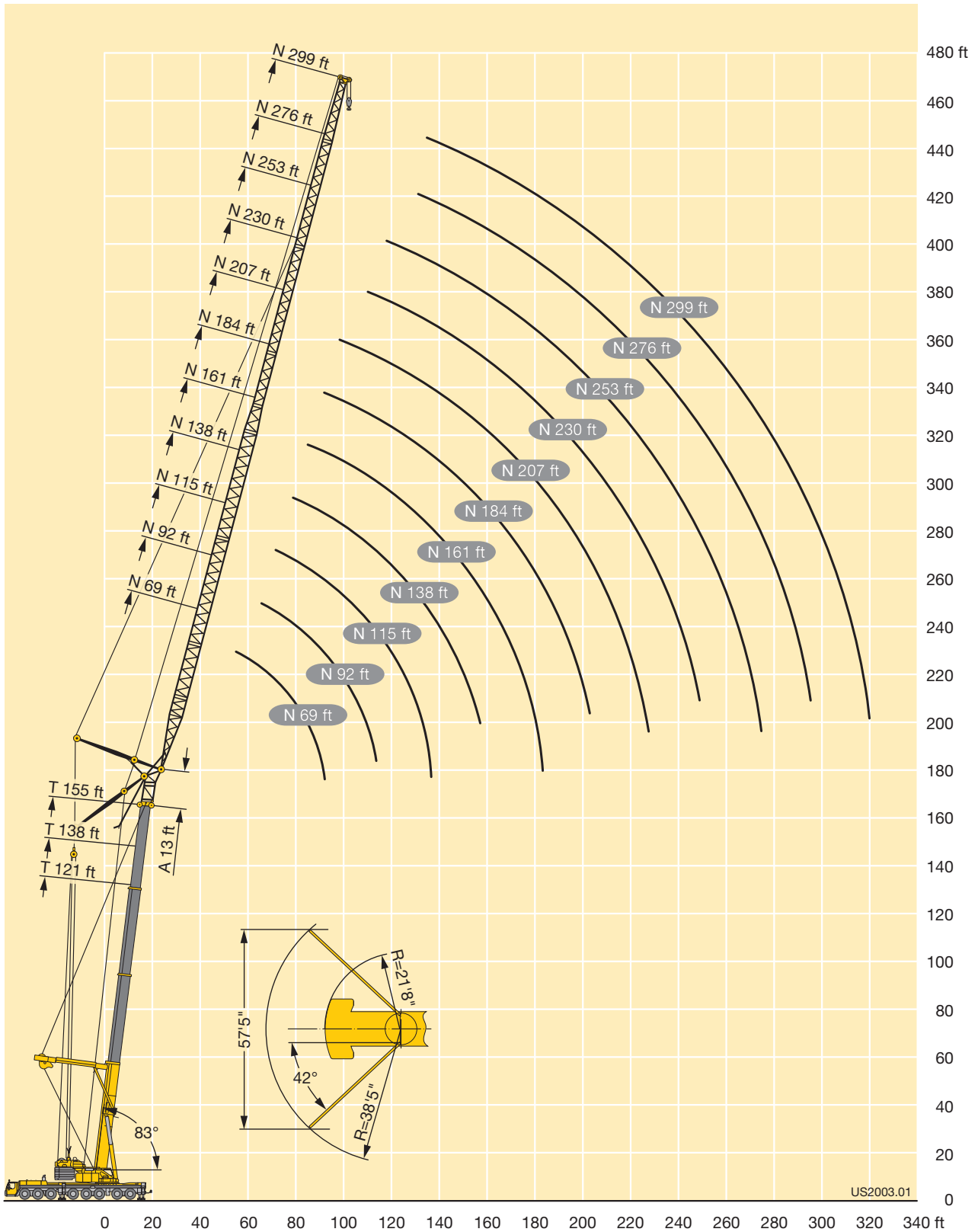
\* adapter · pièce d'adaptateur

TAB 223282

# Lifting heights Hauteurs de levage



**TY3N**



# Lifting capacities Forces de levage



**TY3N**



ft	121 ft + 13 ft*										138 ft + 13 ft*										ft			
	69 ft	92 ft	115 ft	138 ft	161 ft	184 ft	207 ft	230 ft	253 ft	276 ft	299 ft	69 ft	92 ft	115 ft	138 ft	161 ft	184 ft	207 ft	230 ft	253 ft		276 ft	299 ft	
75	148																						75	
80	145																							80
85	136	134									130													85
90	128	126									124													90
95	121	119									118	115												95
100	114	113	111								111	109	102											100
105		107	105									104	102											105
110		101	99.5	96.5								98.5	97											110
115		96.5	95	93.5								94	92	88										115
120		92	90.5	89	87							89.5	87.5	86.5	81									120
125			86	85	83							85.5	83.5	82.5	81									125
130			82.5	81	79	77						81.5	80	78.5	77									130
135			79	77.5	75.5	74.5							76.5	75	73.5	70.5								135
140			75.5	74.5	72.5	71	69.5						73.5	72	70.5	69.5	64.5							140
145			72.5	71.5	69.5	68	67						70.5	69	67.5	66.5	64.5							145
150			69.5	68.5	66.5	65.5	64.5	50.9					67.5	66	65	63.5	62							150
155				66	64	62.5	62	50						63.5	62	61	59.5	49						155
160				63	61.5	60	59.3	49	45					61	59.7	58.6	57.1	48.5						160
165				61	59	57.8	57	47.9	44.9					58.8	57.4	56.3	54.8	47.6						165
170				58.6	56.8	55.6	54.8	46.9	44.1	32.9				56.6	55.3	54.1	52.7	46.7	43.3					170
175					54.8	53.6	52.7	46	43.4	32.3				54.6	53.2	52.1	50.7	45.8	42.7	31.8				175
180					52.8	51.6	50.8	45.1	42.7	31.7	27.2				51.3	50.2	48.8	45	42.1	31.5				180
185					50.9	49.8	48.9	44.3	42	31.1	27.1				49.5	48.4	46.9	44.2	41.5	30.9				185
190					49.2	48	47.2	43.6	41.3	30.5	26.6				47.7	46.6	45.3	43.4	40.9	30.3	26.3			190
195					47.6	46.4	45.5	43	40.6	29.9	26.2				46.1	45	43.7	42.6	40.3	29.8	26			195
200						44.8	43.9	42.3	40.1	29.3	25.8					43.5	42.1	41.3	39.5	29.2	25.5			200
205						43.3	42.4	41.5	39.4	28.8	25.3					42	40.7	39.9	38.3	28.7	25.1			205
210						41.9	41	40.2	38.6	28.2	25					40.6	39.3	38.5	36.9	28.2	24.8			210
215						40.5	39.7	38.8	37.3	27.8	24.6					39.3	38	37.2	35.6	27.7	24.4			215
220							38.4	37.5	36	27.4	24.2					38	36.7	35.9	34.4	27.3	24			220
225							37.1	36.3	34.8	26.9	23.8						35.5	34.7	33.2	26.9	23.7			225
230							36	35.1	33.6	26.5	23.5						34.4	33.6	32	26.5	23.3			230
235							34.9	34	32.5	26.1	23.2						33.3	32.5	30.9	26.1	23			235
240							33.8	32.9	31.4	25.7	22.9						32.3	31.4	29.9	25.7	22.8			240
245								31.9	30.4	25.3	22.6							30.4	28.9	25.3	22.5			245
250								30.9	29.4	25	22.3							29.4	27.9	25	22.2			250
255								29.9	28.4	24.6	22							28.5	27	24.6	21.9			255
260								29	27.5	24.2	21.8							27.6	26.1	24.3	21.7			260
265									26.6	23.8	21.5							26.7	25.2	23.8	21.4			265
270									25.8	23.5	21.2								24.4	23.2	21.2			270
275									25	23.1	20.9								23.6	22.4	21			275
280									24.2	22.8	20.7								22.9	21.6	20.7			280
285									23.5	22.2	20.4								22.2	20.9	20.2			285
290										21.5	20.1									20.2	19.5			290
295										20.8	19.6									19.5	18.9			295
300										20.2	18.9									18.9	18.2			300
305										19.5	18.3									18.3	17.6			305
310											17.6									17.7	16.9			310
315											17										16.3			315
320											16.4										15.7			320
325											15.9										15.2			325

\* adapter - pièce d'adaptateur

TAB 223285

**K**

# Lifting capacities Forces de levage



**TY3N**



ft	155 ft + 13 ft*											ft
	69 ft	92 ft	115 ft	138 ft	161 ft	184 ft	207 ft	230 ft	253 ft	276 ft	299 ft	
90	112											90
95	109											95
100	104	101										100
105	100	96.5										105
110	97	92.5	89									110
115		89	86									115
120		86	82.5	80								120
125		83	80	77								125
130		79.5	77	74	71.5							130
135		76	74.5	71.5	69.5							135
140			71.5	69	67	62.5						140
145			68.5	67	64.5	62.5						145
150			65.5	64.5	62.5	60	56.8					150
155			63	62	59.9	58.1	55.7					155
160				59.5	57.5	56.1	54.2	47				160
165				57.2	55.3	54.1	52.5	46.8				165
170				55	53.2	52	50.5	46				170
175				53.1	51.2	50.1	48.6	45.2	40.5			175
180				51.2	49.4	48.2	46.7	44.5	40.4			180
185					47.6	46.4	45	43.7	40.2			185
190					45.9	44.8	43.3	42.5	40	29.9		190
195					44.3	43.2	41.8	41	39.1	29.4	25.2	195
200					42.8	41.7	40.3	39.5	37.9	28.9	25	200
205						40.3	38.9	38.1	36.5	28.4	24.7	205
210						38.9	37.5	36.7	35.1	28	24.3	210
215						37.6	36.2	35.4	33.8	27.6	24	215
220						36.4	35	34.2	32.6	27.1	23.7	220
225						35.2	33.9	33.1	31.5	26.7	23.4	225
230							32.7	31.9	30.3	26.3	23.1	230
235							31.7	30.9	29.3	26	22.8	235
240							30.7	29.9	28.3	25.6	22.5	240
245							29.7	28.9	27.3	25.3	22.1	245
250								27.9	26.4	24.9	21.6	250
255								27	25.5	24.1	20.9	255
260								26.2	24.6	23.3	20.2	260
265								25.3	23.8	22.5	19.6	265
270								24.5	23	21.7	18.9	270
275								23.8	22.2	21	18.3	275
280									21.5	20.2	17.7	280
285									20.8	19.5	17.1	285
290									20.1	18.8	16.5	290
295									19.5	18.2	15.9	295
300										17.6	15.3	300
305										17	14.7	305
310										16.4	14.2	310
315										15.8	13.8	315
320										15.3	13.5	320
325											13.3	325
330											13	330
340											12.4	340

K

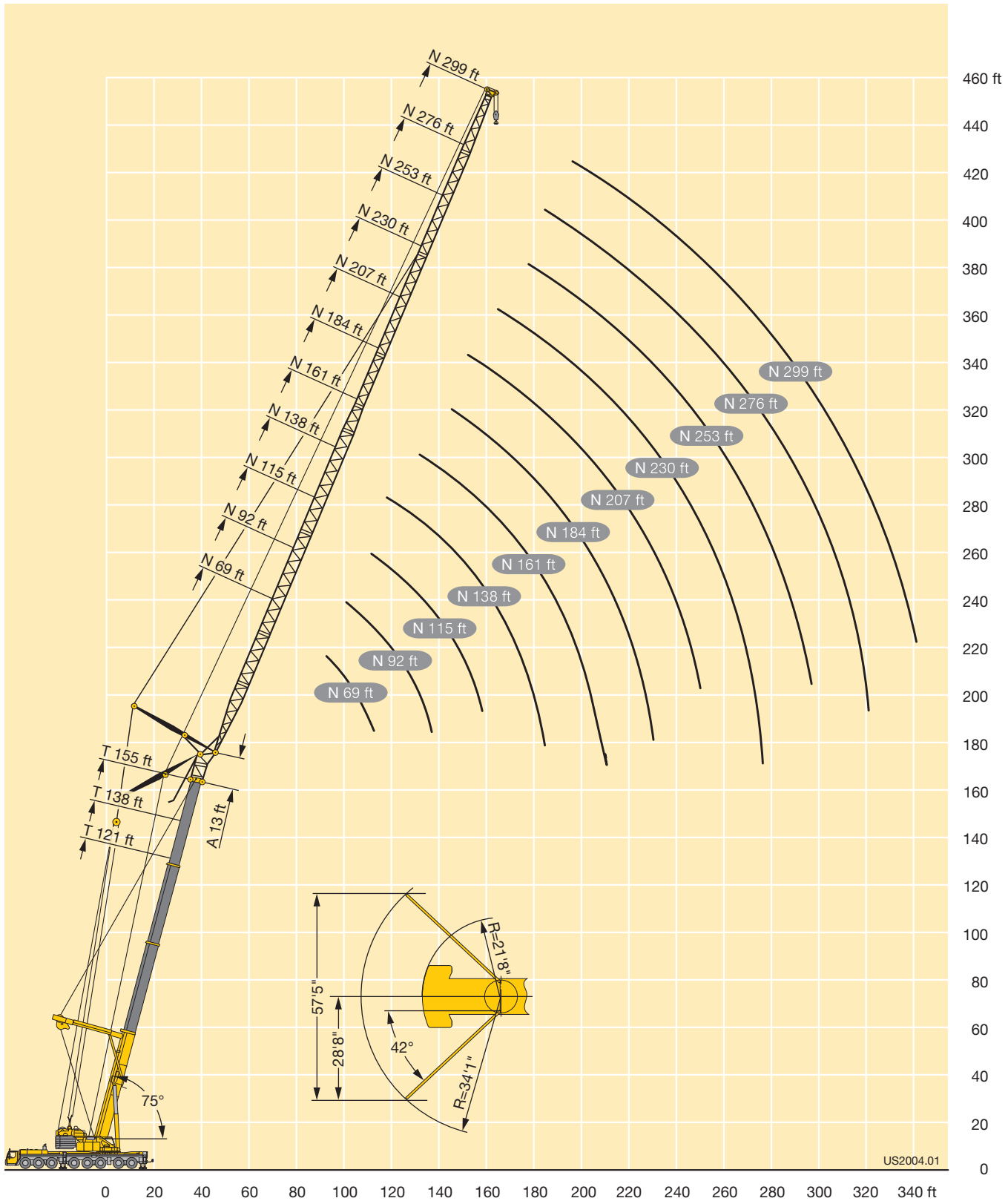
\* adapter - pièce d'adaptateur

TAB 223285

**Lifting heights**  
**Hauteurs de levage**



**TY3N**



US2004.01

# Lifting capacities Forces de levage



**TY3N**



ft	121 ft + 13 ft*											138 ft + 13 ft*								ft					
	69 ft	92 ft	115 ft	138 ft	161 ft	184 ft	207 ft	230 ft	253 ft	276 ft	299 ft	69 ft	92 ft	115 ft	138 ft	161 ft	184 ft	207 ft	230 ft		253 ft	276 ft	299 ft		
100	97.5																							100	
105	97.5																								105
110	92.5											87.5													110
115	88	83.5										85													115
120		82.5										81													120
125		78.5											75												125
130		75	72.5										72												130
135		72	70										68.5												135
140		68.5	67	63									65.5	64											140
145			64	63									63	61											145
150			61.5	60									60.5	58.6	56.8										150
155			59.1	57.7	54.6									56.3	54.9										155
160			56.8	55.5	53.5									54.1	52.7	49.5									160
165				53.3	51.3									52	50.6	49.1									165
170				51.3	49.3	47.8								50.1	48.7	47.2									170
175				49.4	47.5	46.2									46.9	45.4	43.4								175
180				47.7	45.7	44.4	42.2								45.2	43.7	42.4								180
185				46	44	42.8	41.8								43.6	42.1	40.8								185
190				44.4	42.5	41.2	40.2								42	40.5	39.3	37.6							190
195					41	39.7	38.7	37.3							40.6	39.1	37.9	36.3							195
200					39.6	38.3	37.3	36.5								37.7	36.5	34.9	33.2						200
205					38.2	37	36	35.1	32.2							36.4	35.2	33.7	32.8						205
210						35.7	34.7	33.8	32.2							35.2	33.9	32.5	31.6						210
215						34.5	33.5	32.6	31							34	32.8	31.3	30.4	28.4					215
220						33.3	32.4	31.5	29.9	27.8							31.7	30.2	29.3	27.7					220
225						32.2	31.3	30.4	28.8	27.4							30.6	29.1	28.3	26.6					225
230						31.2	30.2	29.3	27.7	26.4							29.5	28.1	27.3	25.6					230
235						30.2	29.2	28.3	26.7	25.4	23.8						28.6	27.2	26.3	24.7	23				235
240							28.2	27.3	25.8	24.4	23.1						27.7	26.2	25.4	23.8	22.4				240
245							27.3	26.4	24.8	23.5	22.1							25.4	24.5	22.9	21.5	20.1			245
250							26.4	25.5	23.9	22.6	21.3							24.5	23.6	22	20.7	20			250
255							25.6	24.7	23.1	21.8	20.5							23.7	22.8	21.2	19.9	19.2			255
260								23.9	22.3	21	19.6							22.9	22	20.4	19.1	18.4			260
265								23.1	21.5	20.2	18.9								21.3	19.7	18.3	17.7			265
270								22.3	20.8	19.5	18.1								20.5	19	17.6	16.9			270
275								21.6	20	18.8	17.4								19.9	18.3	16.9	16.3			275
280								20.9	19.3	18.1	16.7								19.2	17.6	16.3	15.6			280
285									18.7	17.4	16.1								18.5	17	15.7	15			285
290									18	16.8	15.4									16.3	15	14.3			290
295									17.4	16.1	14.8									15.8	14.4	13.7			295
300									16.8	15.5	14.2									15.2	13.9	13.2			300
305										15	13.7									14.6	13.3	12.6			305
310											14.4	13.1										12.8	12.1		310
315											13.9	12.5										12.3	11.7		315
320											13.3	12.1										11.9	11.3		320
325											12.8	11.7										11.6	10.9		325
330												11.3											10.6		330
340												10.6											9.8		340
350																							9.1		350

K

\* adapter · pièce d'adaptateur

TAB 223288

# Lifting capacities Forces de levage



**TY3N**



ft	155 ft + 13 ft*											ft
	69 ft	92 ft	115 ft	138 ft	161 ft	184 ft	207 ft	230 ft	253 ft	276 ft	299 ft	
120	78											120
125	74.5											125
130	71	68										130
135		66										135
140		63										140
145		60.5	58.6									145
150		58	56.2									150
155		55.7	53.9									155
160			51.8	50.4								160
165			49.8	48.4								165
170			47.9	46.6	44.3							170
175			46.1	44.8	42.8							175
180				43.2	41.2	38.7						180
185				41.6	39.6	38.3						185
190				40.1	38.1	36.9						190
195				38.7	36.7	35.5						195
200				37.3	35.4	34.2	31.7					200
205					34.2	32.9	31.3					205
210					33	31.7	30.1					210
215					31.9	30.6	29	27.9				215
220					30.8	29.5	28	27.1				220
225						28.5	27	26.1	23.6			225
230						27.5	26	25.2	23.5			230
235						26.6	25.1	24.2	22.6			235
240						25.7	24.2	23.4	21.7	19.8		240
245						24.8	23.4	22.5	20.9	19.5		245
250							22.5	21.7	20.1	18.6		250
255							21.8	20.9	19.3	17.9	17.1	255
260							21	20.2	18.5	17.1	16.5	260
265							20.3	19.4	17.8	16.4	15.8	265
270								18.7	17.1	15.8	15.1	270
275								18.1	16.5	15.1	14.4	275
280								17.4	15.8	14.5	13.8	280
285								16.8	15.2	13.9	13.2	285
290								16.2	14.6	13.3	12.6	290
295								15.6	14.1	12.7	12.1	295
300									13.5	12.2	11.7	300
305									13	11.8	11.3	305
310									12.5	11.4	10.9	310
315										11	10.5	315
320										10.7	10.1	320
325										10.3	9.7	325
330										10	9.3	330
340										9.3	8.6	340
350											8	350

\* adapter · pièce d'adaptateur

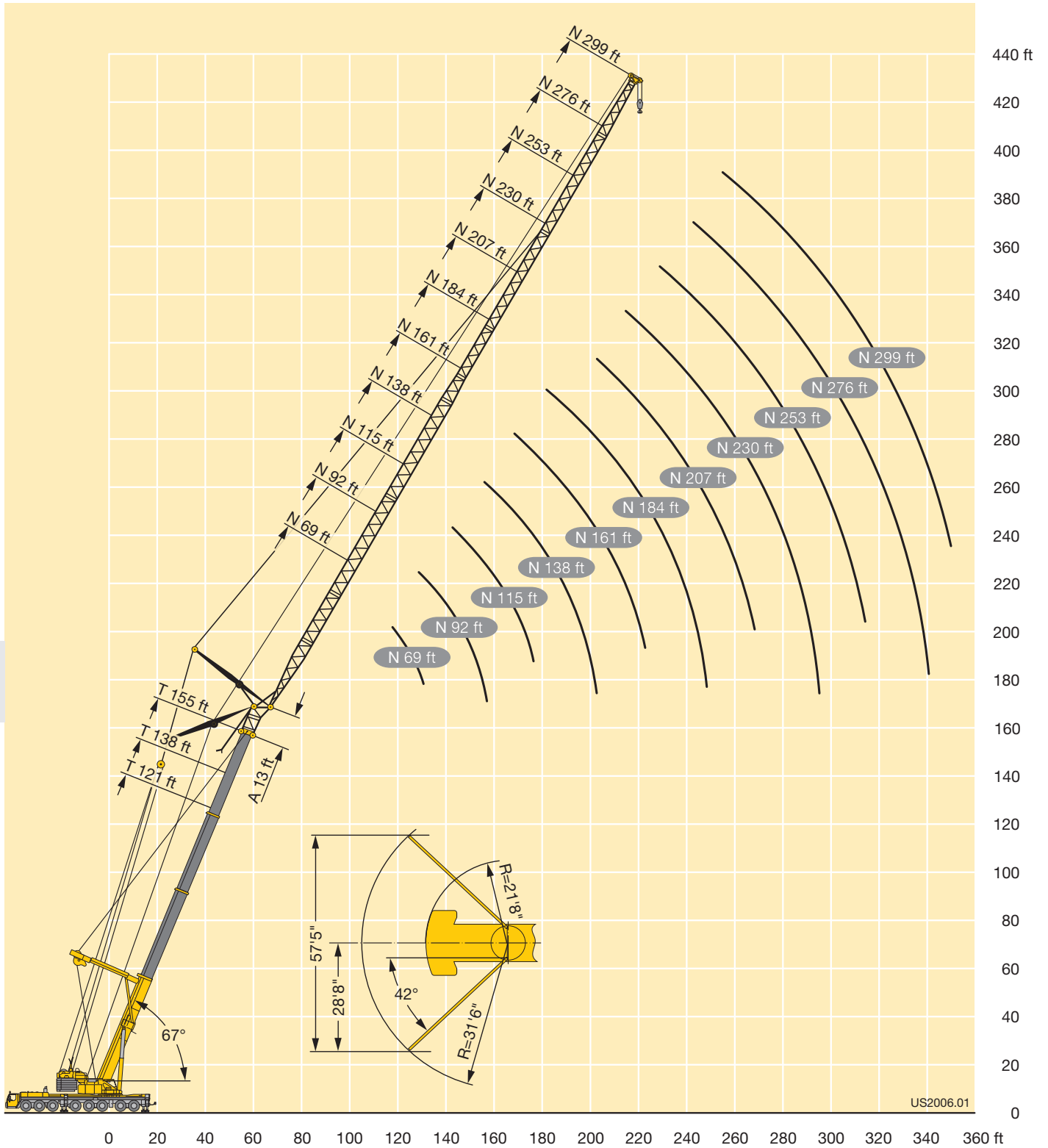
TAB 223288

K

**Lifting heights**  
**Hauteurs de levage**



**TY3N**





# Lifting capacities Forces de levage



87-155 ft  
 83° T  
 46 ft  
 Y3  
 69-276 ft  
 N  
 360°  
 363800 lbs  
 85%

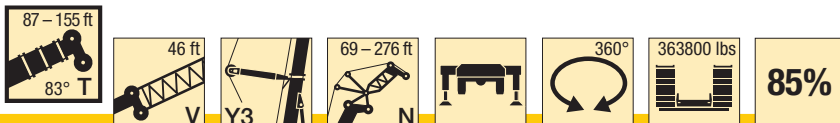
ft	87 ft + 46 ft + 13 ft*										121 ft + 46 ft + 13 ft*										ft	
	69 ft	92 ft	115 ft	138 ft	161 ft	184 ft	207 ft	230 ft	253 ft	276 ft	69 ft	92 ft	115 ft	138 ft	161 ft	184 ft	207 ft	230 ft	253 ft	276 ft		
50	111																				50	
55	107	95.5									106											55
60	100	94									104											60
65	94.5	88.5	83								98.5	91										65
70	89.5	83.5	79								93	86.5	79									70
75	85.5	79	75	70							88.5	82	77	68.5								75
80	82.5	75	71	66.5	61						84.5	78	73.5	67.5								80
85	81.5	71.5	67.5	63	58.3	52.6					81.5	74	70	64.5	58.7							85
90		68.5	64	60	55.7	50.5					80	71	66.5	62	56.4							90
95		66.5	61.5	57.5	53.2	48.3	43.5				68	64	59.2	54.1	48.4							95
100		65	59	55	50.8	46.2	41.7	37.2			65.5	61	56.7	51.9	46.6	39.4						100
105		64.5	56.7	52.6	48.6	44.3	40	35.7	32.3		64	58.7	54.3	49.8	44.8	39.4						105
110		64	54.8	50.7	46.5	42.5	38.3	34.2	31		63.5	56.6	52.2	47.9	43.1	38	32.6					110
115			53.8	48.9	44.6	40.7	36.8	32.8	29.8	26.1		54.8	50.3	46.1	41.5	36.7	31.8	27.5				115
120			53.3	47.1	42.9	39	35.3	31.5	28.6	25.7		53.4	48.6	44.3	39.9	35.4	30.7	27.2	22.8			120
125			53	45.5	41.4	37.5	33.8	30.2	27.4	24.7		52.6	47	42.7	38.4	34.2	29.7	26.3	22.8			125
130			52.7	44.4	40	36	32.4	29	26.3	23.8		52.3	45.5	41.3	37	32.9	28.7	25.4	22			130
135				44.1	38.6	34.7	31.1	27.8	25.2	22.8		52	44.3	40	35.6	31.7	27.7	24.6	21.3			135
140				44	37.3	33.5	29.9	26.6	24.2	22			43.5	38.7	34.4	30.5	26.7	23.8	20.6			140
145				43.8	36.1	32.4	28.7	25.5	23.2	21.1			43.2	37.5	33.3	29.3	25.7	23.1	19.9			145
150				43.7	35.7	31.3	27.8	24.5	22.2	20.3			43.1	36.4	32.2	28.2	24.7	22.3	19.3			150
155				43.5	35.6	30.3	26.9	23.5	21.3	19.5			43	35.7	31.3	27.3	23.8	21.5	18.7			155
160					35.5	29.4	26	22.7	20.4	18.7				35.3	30.3	26.5	22.9	20.7	18			160
165					35.5	28.7	25.1	21.9	19.5	18				35.2	29.4	25.7	22	20	17.4			165
170					35.4	28.7	24.3	21.2	18.8	17.3				35.2	28.6	24.9	21.3	19.3	16.8			170
175					35.4	28.7	23.5	20.5	18.1	16.6				35.1	28.3	24.2	20.7	18.6	16.3			175
180						28.7	22.9	19.8	17.5	15.9				35.1	28.2	23.5	20.1	18	15.7			180
185						28.6	22.7	19.2	16.9	15.3					28.2	22.8	19.5	17.5	15.2			185
190						28.6	22.6	18.5	16.3	14.8					28.1	22.2	18.9	16.9	14.6			190
195						28.6	22.6	17.9	15.8	14.4					28.1	22.1	18.3	16.4	14.2			195
200						28.6	22.6	17.6	15.2	13.9					28.1	22.1	17.8	15.9	13.8			200
205							22.6	17.5	14.7	13.5						22.1	17.3	15.5	13.4			205
210							22.6	17.5	14.2	13						22.1	17	15	13			210
215							22.6	17.5	13.9	12.6						22.1	17	14.5	12.6			215
220							22.6	17.5	13.7	12.2						22.1	17	14.1	12.3			220
225								17.5	13.7	11.8						22.1	17	13.8	11.9			225
230								17.5	13.7	11.4							17	13.7	11.6			230
235								17.5	13.7	11.2							17	13.7	11.2			235
240								17.5	13.7	11.2							17	13.7	10.9			240
245								17.5	13.7	11.2							17	13.7	10.7			245
250									13.7	11.2								13.6	10.7			250
255									13.7	11.2								13.6	10.7			255
260									13.7	11.2								13.6	10.7			260
265									13.7	11.2								13.6	10.7			265
270										11.2								13.6	10.7			270
275										11.2								13.6	10.7			275
280										11.2									10.7			280
285										11.2									10.7			285
290										11.2									10.7			290
295										11.2									10.7			295

\* adapter - pièce d'adaptateur

TAB 221467

L

# Lifting capacities Forces de levage



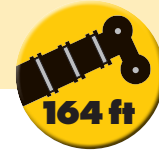
ft	138 ft + 46 ft + 13 ft*										155 ft + 46 ft + 13 ft*										ft	
	69 ft	92 ft	115 ft	138 ft	161 ft	184 ft	207 ft	230 ft	253 ft	276 ft	69 ft	92 ft	115 ft	138 ft	161 ft	184 ft	207 ft	230 ft	253 ft	276 ft		
60	103																				60	
65	97										94											65
70	92	82.5									89.5	79.5										70
75	87	80.5	72								85.5	77.5	69									75
80	83	76.5	71.5								81	74	68.5									80
85	79.5	73	68	62.5							77.5	71	65.5									85
90	77.5	69.5	65	60	53.4						74.5	67.5	62.5	56.4								90
95		67	62.5	57.6	52.1	44.9						65	60	55	48.2							95
100		64.5	59.8	55.2	50.1	44.4	37.1					62.5	57.7	52.9	47.6	40.3						100
105		62.5	57.3	53	48.2	42.7	37.1					60	55.4	50.9	45.9	40.3						105
110		61	55.4	50.9	46.4	41.2	35.9					58.3	53.4	49	44.2	38.8	33.2					110
115		60.5	53.5	49	44.7	39.7	34.7	28.9				57.3	51.6	47.2	42.6	37.5	32.4					115
120			51.8	47.3	43.1	38.2	33.5	28.6	24				49.8	45.6	41.1	36.2	31.3	25.2				120
125			50.4	45.8	41.5	36.8	32.4	27.7	24				48.2	44.1	39.6	34.9	30.1	25.2				125
130			49.9	44.3	40	35.5	31.3	26.8	23.2	19.5			47.2	42.7	38.3	33.7	29.1	24.4	20.3			130
135			49.6	43	38.8	34.3	30.1	26	22.5	19			46.6	41.4	37	32.5	28.1	23.6	19.8	15		135
140				41.9	37.6	33.1	29.1	25.2	21.9	18.4				40.2	35.8	31.4	27.1	22.9	19.2	15		140
145				41.1	36.4	32	28	24.4	21.3	17.9				39.1	34.7	30.3	26.1	22.2	18.7	14.8		145
150				40.9	35.3	31	26.9	23.5	20.6	17.3				38.6	33.7	29.3	25.2	21.4	18.1	14.6		150
155				40.7	34.3	30	26	22.6	19.9	16.8				38.3	32.7	28.4	24.3	20.7	17.6	14.3		155
160				40.5	33.6	29.2	25.1	21.8	19.3	16.3				38	31.8	27.6	23.4	19.9	17.1	13.8		160
165					33.3	28.3	24.4	21	18.6	15.7					31.1	26.8	22.6	19.1	16.4	13.2		165
170					33.2	27.5	23.7	20.3	17.9	15.2					30.8	26	22	18.5	15.8	12.6		170
175					33.1	26.8	23	19.7	17.2	14.7					30.6	25.3	21.3	17.8	15	12.1		175
180					33	26.4	22.3	19.1	16.6	14.2					30.4	24.6	20.7	17.2	14.1	11.5		180
185						26.3	21.6	18.5	16.1	13.7						24.2	20.1	16.7	13.2	11		185
190						26.2	21	18	15.6	13.2						24	19.5	16.2	12.4	10.5		190
195						26.2	20.6	17.5	15.1	12.7						23.9	19	15.6	11.8	10		195
200						26.1	20.4	17	14.7	12.4						23.8	18.6	14.9	11.2	9.5		200
205						26	20.4	16.5	14.2	12						23.7	18.3	14.1	10.7	9		205
210							20.3	16.1	13.8	11.7							18.2	13.4	10.2	8.6		210
215							20.2	15.9	13.4	11.4							18.1	12.7	9.7	8.2		215
220							20.2	15.8	13	11.1							17.8	12.2	9.2	7.8		220
225							20.2	15.7	12.6	10.8							17.3	11.8	8.8	7.3		225
230								15.7	12.3	10.5								11.5	8.3	6.9		230
235								15.6	12.2	10.2								11.1	7.9	6.5		235
240								15.6	12.1	9.9								10.8	7.6	6.2		240
245								15.5	12	9.4								10.5	7.4	5.8		245
250								15.4	11.8	9								10.2	7.2	5.4		250
255								15.1	11.5	8.8								9.9	7	5.2		255
260									11.2	8.6									6.8	5		260
265									10.9	8.4									6.6	4.8		265
270									10.6	8.3									6.5	4.6		270
275									10.3	8.1									6.3	4.5		275
280										7.9										4.3		280
285										7.7										4.2		285
290										7.5										4		290
295										7.4										3.9		295
300										7.2										3.7		300

\* adapter · pièce d'adaptateur

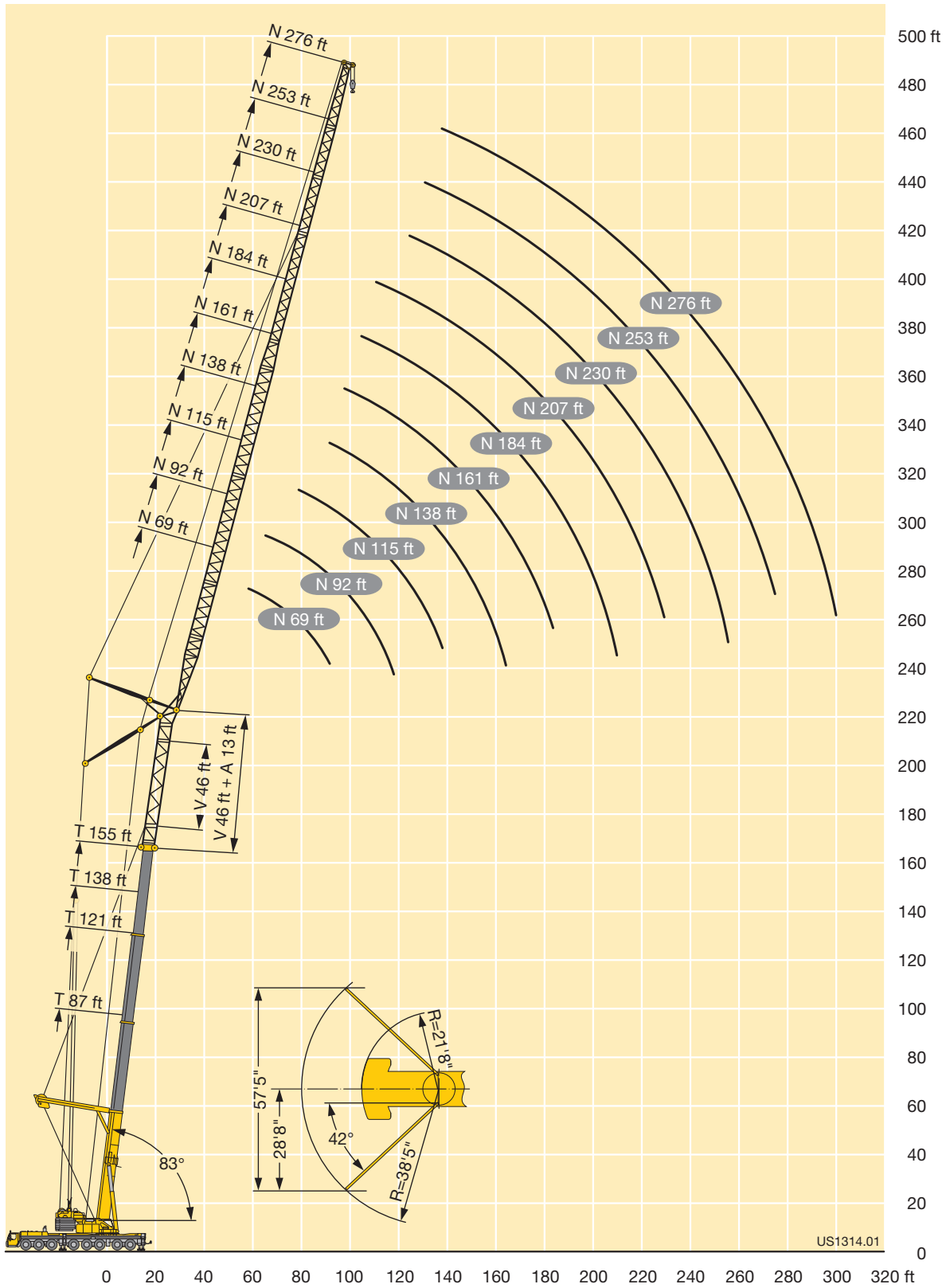
TAB 221467

L



# Lifting heights Hauteurs de levage



TVY3N




# Lifting capacities Forces de levage



ft	87 ft + 46 ft + 13 ft*										121 ft + 46 ft + 13 ft*								ft				
	69 ft	92 ft	115 ft	138 ft	161 ft	184 ft	207 ft	230 ft	253 ft	276 ft	69 ft	92 ft	115 ft	138 ft	161 ft	184 ft	207 ft	230 ft		253 ft	276 ft		
80	77.5										73.5											80	
85	73.5										71.5												85
90	69.5	64																					90
95	66.5	62																					95
100	64	59.2	56								68	60.5											100
105		56.3	53.5								65	60.5											105
110		54	51.2	47.3							62.5	57.7	53.3										110
115		51.9	48.9	45.9							61	55.2	51.8										115
120		50.2	46.8	44	40.7							53	49.8	44.5									120
125		48.9	45	42.2	39							51	47.8	44.4									125
130		48.6	43.5	40.4	37.4	33.3						49.3	45.9	42.7	38.5								130
135			42	38.8	35.9	32.3						48.2	44.3	41.1	37.5								135
140			40.8	37.3	34.4	31	27.5						42.8	39.6	36.1	31							140
145			40.1	36.2	33	29.7	26.4						41.5	38.1	34.7	30.9							145
150			39.9	35	31.6	28.5	25.4	22.1					40.2	36.8	33.5	29.8							150
155				34	30.5	27.3	24.4	21.4					39.5	35.6	32.2	28.7	24.5						155
160				33.2	29.6	26.2	23.5	20.5	17.9				39.2	34.6	31	27.6	24.1	20.1					160
165				32.8	28.7	25.1	22.5	19.7	17.7					33.7	29.9	26.6	23.2	20					165
170				32.8	27.8	24.2	21.6	18.9	17	14.8				32.8	29	25.6	22.4	19.2					170
175				32.8	27	23.5	20.7	18.1	16.3	14.3				32.3	28.3	24.7	21.6	18.5	16.1				175
180					26.5	22.8	19.9	17.4	15.6	13.8				32.2	27.5	23.8	20.9	17.8	15.7				180
185					26.3	22.1	19.2	16.6	15	13.3					26.9	23.1	20.1	17.2	15.2				185
190					26.3	21.4	18.5	15.9	14.4	12.7					26.2	22.4	19.4	16.5	14.6	12.5			190
195					26.2	20.7	17.9	15.2	13.8	12.2					25.9	21.8	18.7	15.9	14.1	12.1			195
200						20.3	17.3	14.6	13.2	11.8					25.8	21.3	18.1	15.3	13.6	11.7			200
205						20.2	16.7	14	12.6	11.3					25.8	20.7	17.5	14.7	13.1	11.3			205
210						20.2	16.1	13.5	12	10.8						20.2	17	14.1	12.6	10.9			210
215						20.1	15.5	13	11.4	10.4						20	16.6	13.6	12.1	10.5			215
220						20.1	15.2	12.5	11	9.9						19.9	16.1	13.1	11.6	10.1			220
225							15.1	12	10.6	9.4						19.9	15.6	12.7	11.2	9.7			225
230							15.1	11.6	10.2	8.9							15.1	12.3	10.7	9.3			230
235							15	11.1	9.8	8.6							14.9	11.9	10.3	8.9			235
240							15	10.9	9.5	8.2							14.8	11.5	9.9	8.5			240
245								10.9	9.1	7.9							14.8	11.1	9.6	8.1			245
250								10.9	8.8	7.5							14.8	10.7	9.3	7.8			250
255								10.9	8.5	7.2							14.8	10.6	9	7.5			255
260								10.9	8.4	6.9								10.6	8.7	7.2			260
265								10.9	8.3	6.6								10.5	8.4	6.9			265
270									8.3	6.3								10.5	8.1	6.6			270
275									8.3	6.1								10.5	8	6.3			275
280									8.3	6									7.9	6.1			280
285									8.3	6									7.9	5.8			285
290										5.9									7.9	5.6			290
295										5.9									7.9	5.5			295
300										5.9									7.9	5.5			300
305										5.9										5.5			305
310										5.9										5.5			310
315										5.5										5.5			315
320										5.5										5.5			320

\* adapter · pièce d'adaptateur

# Lifting capacities Forces de levage

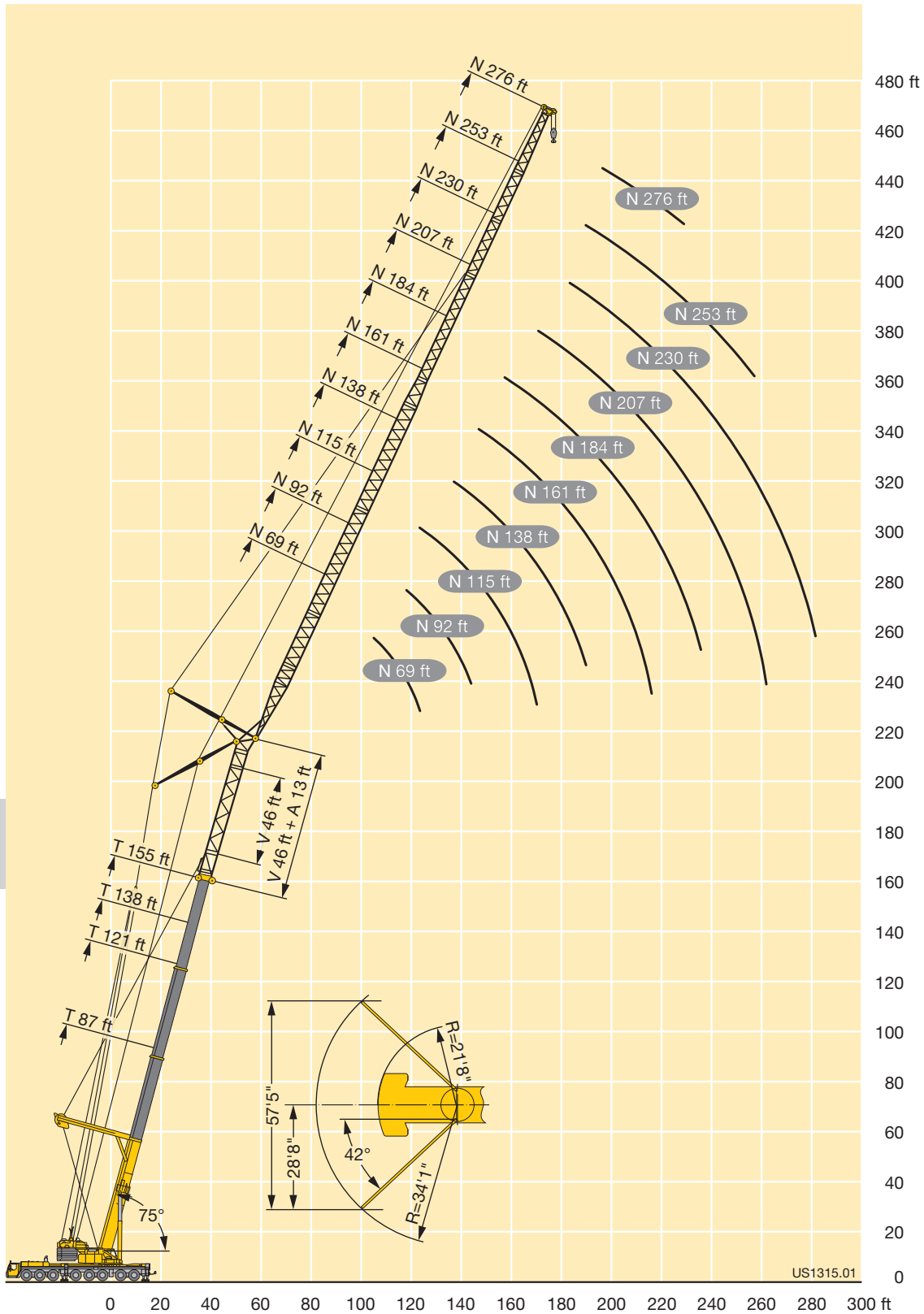


85%

ft	138 ft + 46 ft + 13 ft*										155 ft + 46 ft + 13 ft*								ft			
	69 ft	92 ft	115 ft	138 ft	161 ft	184 ft	207 ft	230 ft	253 ft	276 ft	69 ft	92 ft	115 ft	138 ft	161 ft	184 ft	207 ft	230 ft		253 ft	276 ft	
95	69.5										65											95
100	68.5										65											100
105	65.5										65											105
110	62.5	56.5									62.5											110
115	60.5	54.9	50								59.9	52.8										115
120		52.8	49.3								57.6	52	46.4									120
125		50.7	47.4									50.1	46.3									125
130		49	45.6	41.6								48.2	44.6									130
135		47.4	44	40.5	35.8							46.6	43	38.5								135
140		46.2	42.4	39.1	35.2							45.1	41.5	37.9								140
145			41	37.7	34								40.1	36.6								145
150			39.8	36.3	32.7	28.3							38.8	35.4	31.2							150
155			38.7	35.1	31.6	27.5							37.6	34.2	30.4	25.6						155
160			37.8	34	30.5	26.6	22.3						36.5	33	29.4	25.1						160
165				33.1	29.4	25.7	22.1						35.6	32	28.4	24.3						165
170				32.2	28.4	24.8	21.4	17.9					35	31.1	27.5	23.6	19.7					170
175				31.4	27.5	24	20.7	17.3						30.3	26.5	22.8	19					175
180				30.8	26.8	23.2	20	16.7	13.9					29.5	25.7	22.1	18.1	11.4				180
185				30.5	26.2	22.5	19.3	16.1	13.8					28.8	25	21.4	17.2	11.2				185
190				30.5	25.5	21.8	18.6	15.5	13.3					28.4	24.3	20.7	16.3	10.7	7.7			190
195					24.8	21.2	18	15	12.9	9.8					23.7	20	15.5	10.1	7.2			195
200					24.4	20.6	17.3	14.4	12.5	9.5					23.2	19.5	14.7	9.6	6.8	4		200
205					24.3	20.1	16.8	13.9	12	9					22.7	19	13.8	9	6.3	3.9		205
210						19.6	16.2	13.3	11.6	8.5					22.3	18.5	13	8.5	5.9	3.6		210
215						19.1	15.8	12.9	11.1	8					22.2	18	12.4	8	5.5	3.3		215
220						18.8	15.3	12.4	10.6	7.5						17.3	11.9	7.5	5	2.9		220
225						18.7	14.9	12	10	7.1						16.7	11.4	7.1	4.6	2.7		225
230						18.7	14.5	11.7	9.4	6.7						16.1	11	6.6	4.3			230
235						18.6	14.1	11.4	8.9	6.2						15.5	10.5	6.3	3.9			235
240							13.8	11	8.5	5.8							10.1	6	3.5			240
245							13.6	10.6	8.1	5.4							9.7	5.6	3.2			245
250							13.5	10.1	7.7	5							9.3	5.3	2.9			250
255							13.1	9.7	7.3	4.7							8.9	5	2.6			255
260								9.4	7	4.4							8.6	4.7	2.3			260
265								9	6.6	4.1								4.4				265
270								8.7	6.3	3.8								4.1				270
275								8.4	6	3.5								3.8				275
280								8.2	5.7	3.2								3.5				280
285									5.5	2.9												285
290									5.3	2.7												290
295									5.1	2.4												295
300									4.9	2.2												300

\* adapter · pièce d'adaptateur

# Lifting heights Hauteurs de levage



# Lifting capacities Forces de levage



87-155 ft  
 67° T  
 46 ft  
 Y3  
 69-276 ft  
 N  
 360°  
 363800 lbs  
 85%


ft	87 ft + 46 ft + 13 ft*										121 ft + 46 ft + 13 ft*										ft	
	69 ft	92 ft	115 ft	138 ft	161 ft	184 ft	207 ft	230 ft	253 ft	276 ft	69 ft	92 ft	115 ft	138 ft	161 ft	184 ft	207 ft	230 ft	253 ft	276 ft		
105	58.1																				105	
110	55.5																					110
115	53																					115
120	50.9	47.2									53.6											120
125		45.2									53.5											125
130		43.3	40.6								51.4											130
135		41.6	39.4								49.5	44.4										135
140		40.1	37.8									43.6										140
145		38.9	36.2	33.7								42										145
150		38	34.8	32.4								40.5	37.5									150
155			33.6	31.2								39.1	36.5									155
160			32.5	29.9	27							38	35.1	31.3								160
165			31.5	28.6	26								33.9	31.1								165
170			30.9	27.4	24.9	21.8							32.8	30.1								170
175				26.4	23.9	21							31.9	29.1	25.4							175
180				25.4	23	20.1							31.2	28.1	24.9							180
185				24.7	22	19.3	16.7							27.2	24.2							185
190				24.3	21.1	18.5	16							26.5	23.4	20.2						190
195				24.3	20.3	17.6	15.2							25.8	22.7	19.5						195
200					19.5	16.7	14.5	12.2						25.2	22	18.9	15.5					200
205					18.9	15.8	13.8	11.6						24.8	21.3	18.2	15.3					205
210					18.5	15.2	13.1	11.1	10						20.7	17.5	14.7					210
215					18.5	14.5	12.2	10.5	9.5						20.1	16.8	14	11.3				215
220						13.9	11.5	10	9						19.6	16.1	13.4	11				220
225						13.4	11	9.5	8.6	7.5					19.2	15.5	12.9	10.5	8.8			225
230						13.1	10.5	8.9	8.1	7						15	12.3	10	8.8			230
235						13.1	10.1	8.3	7.7	6.6						14.5	11.7	9.6	8.4			235
240						13.1	9.7	7.8	7.2	6.2						14.1	11.2	9.2	8	6.4		240
245							9.3	7.4	6.8	5.9						13.7	10.9	8.8	7.6	6.3		245
250							9	7	6.2	5.5						13.5	10.5	8.4	7.3	5.9		250
255							9	6.7	5.8	5.1						13.4	10.2	8	6.9	5.6		255
260							9	6.3	5.4	4.7							9.9	7.6	6.5	5.3		260
265								6	5	4.2							9.6	7.3	6.2	4.9		265
270								5.8	4.7	3.8							9.4	7	5.8	4.6		270
275								5.8	4.4	3.4							9.4	6.8	5.5	4.3		275
280								5.8	4.1	3.1								6.5	5.2	4		280
285								5.8	3.8	2.8								6.2	5	3.7		285
290									3.6	2.5								6.1	4.7	3.4		290
295									3.6	2.2								6	4.5	3.1		295
300									3.6									6	4.2	2.9		300
305									3.6										4	2.7		305
310																			3.8	2.5		310
315																			3.8			315
320																			3.8			320

\* adapter · pièce d'adaptateur

TAB 221184

L

# Lifting capacities Forces de levage



87 - 155 ft  
 67° T  
 46 ft  
 Y3  
 69 - 253 ft  
 N  
 360°  
 363800 lbs  
 85%

ft	138 ft + 46 ft + 13 ft*									155 ft + 46 ft + 13 ft*						ft	
	69 ft	92 ft	115 ft	138 ft	161 ft	184 ft	207 ft	230 ft	253 ft	69 ft	92 ft	115 ft	138 ft	161 ft	184 ft		207 ft
130	51.7																130
135	50.3																135
140	48.5	42.5								41.7							140
145		42.3								41.5							145
150		40.8								39.9							150
155		39.4	35.9								35.9						155
160		38.1	35.3								35.1						160
165		36.9	34.1								33.8						165
170		36	33	29.3							32.6	31.9					170
175			31.9	28.6							31.6	30.9					175
180			31	27.8	24							29.7	26.4				180
185			30.2	26.9	23.8							28.7	26.2				185
190			29.5	26.1	23.1							27.8	25.5				190
195				25.4	22.4	18.7						27.1	24.8	20.7			195
200				24.8	21.7	18.3							24.1	20.1			200
205				24.2	21	17.7							23.5	19.3	13.5		205
210				23.7	20.4	17.2							22.9	18.5	13.5		210
215				23.4	19.9	16.6	13.2						22.3	17.8	12.9		215
220					19.4	16	12.8						21.7	17	12.4	7.4	220
225					18.9	15.5	12.2	8.4						16.3	11.8	7.3	225
230					18.5	14.9	11.7	8.4						15.7	11.3	6.8	230
235					18.1	14.4	11.2	7.9						15	10.8	6.4	235
240						14	10.6	7.5	4.9					14.4	10.3	6.1	240
245						13.5	10.1	7.1	4.7						9.8	5.7	245
250						13.1	9.6	6.7	4.4						9.4	5.3	250
255						12.7	9.2	6.3	4.1						9	4.9	255
260						12.6	8.8	5.9	3.7						8.7	4.6	260
265							8.5	5.5	3.4						8.3	4.3	265
270							8.1	5.2	3.1							4	270
275							7.7	4.8	2.8							3.7	275
280							7.4	4.5	2.5							3.4	280
285								4.2								3.1	285
290								3.9									290
295								3.6									295
300								3.4									300
305								3.2									305

\* adapter · pièce d'adaptateur

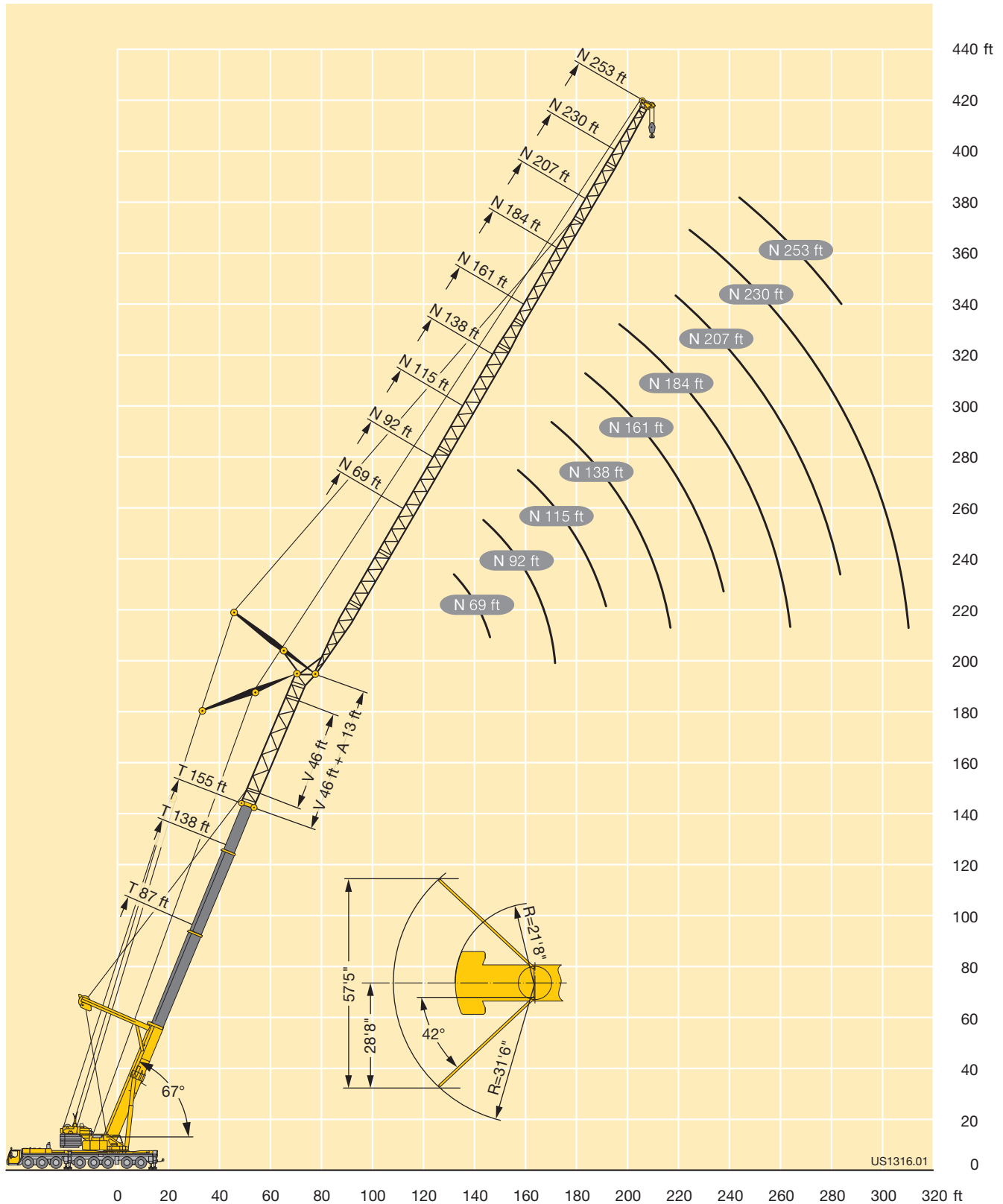
TAB 221184



**Lifting heights**  
**Hauteurs de levage**



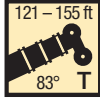
**TVY3N**



US1316.01



# Lifting capacities Forces de levage



85%

ft	121 ft + 13 ft*										138 ft + 13 ft*										ft					
	69 ft	92 ft	115 ft	138 ft	161 ft	184 ft	207 ft	230 ft	253 ft	276 ft	299 ft	69 ft	92 ft	115 ft	138 ft	161 ft	184 ft	207 ft	230 ft	253 ft		276 ft	299 ft			
55	221										207												55			
60	206	201									193	188											60			
65	192	189	181								182	177	168										65			
70	180	177	173								173	167	161										70			
75	169	166	163	154							164	158	153	143									75			
80	159	157	155	149	131						155	150	145	138									80			
85	149	148	146	142	129	101					147	143	138	133	120								85			
90		139	137	135	127	100						136	132	128	117	95							90			
95		132	129	128	123	98	84.5					129	126	122	114	94	79.5						95			
100		124	122	121	119	96.5	83.5	64				122	121	117	111	93	79.5	61.5					100			
105			116	115	113	94.5	82.5	62	57.2			116	114	113	108	92	78.5	61.5					105			
110			110	109	107	92.5	82	60.5	56			110	108	107	104	90.5	78	59.7	54.1				110			
115			105	104	102	90.5	81	59	54.8	41.7			103	102	100	89	77	58.3	53.5	41.1			115			
120			100	98.5	97.5	88.5	80	57.5	53.6	41.3	35.2		98.5	97	96	87	76.5	56.9	52.6	40.7			120			
125			95.5	94	92.5	86.5	79	56	52.4	40.2	35.1		94	92.5	91.5	85.5	75.5	55.5	51.5	39.7	34.5		125			
130			91	90	88.5	84.5	78	54.6	51.3	39.2	34.3		90	88.5	87.5	84	75	54.2	50.5	38.7	33.7		130			
135				86	85	82.5	77	53.3	50.2	38.2	33.5			85	83.5	81.5	74	52.9	49.5	37.8	33		135			
140				82.5	81.5	80	76	52	49.2	37.2	32.7			81.5	80	78.5	73.5	51.7	48.6	36.9	32.2		140			
145				79	78	77	75	50.8	48.2	36.3	32			78	77	75	72.5	50.5	47.7	36	31.5		145			
150				76	75	73.5	73	49.6	47.2	35.4	31.3			75	73.5	72	71	49.4	46.7	35.1	30.9		150			
155					72	71	70	48.4	46.2	34.5	30.6				71	71	69.5	68.5	48.3	45.8	34.3	30.2	155			
160					69	68	67.5	47.4	45.3	33.7	30				68	66.5	66	47.2	45	33.6	29.6		160			
165					66.5	65.5	65	46.4	44.4	32.9	29.3				65.5	64	63.5	46.2	44.1	32.8	28.9		165			
170					64.5	63	62.5	45.5	43.5	32.2	28.7				63.5	61.5	61	45.3	43.3	32.1	28.4		170			
175					57.3	61	60	44.7	42.7	31.5	28.1				61	59.5	58.8	44.5	42.5	31.4	27.8		175			
180						58.8	58.1	43.9	42	30.8	27.5					57.4	56.7	43.7	41.7	30.7	27.3		180			
185						56.7	56	43.1	41.3	30.1	27					55.4	54.7	43	41	30	26.7		185			
190						54.8	54.1	42.4	40.7	29.5	26.4					53.5	52.8	42.3	40.4	29.4	26.2		190			
195						49.4	52.3	41.7	40.1	28.9	25.9					51.7	51	41.6	39.8	28.8	25.7		195			
200							50.6	41	39.4	28.4	25.3					47.8	49.3	40.9	39.2	28.3	25.3		200			
205							48.9	40.3	38.9	27.9	24.9							47.7	40.2	38.7	27.8	24.8		205		
210							47.3	39.6	38.3	27.4	24.5							46.1	39.6	38.1	27.3	24.3		210		
215							43.3	38.9	37.7	26.9	24.1							44.7	39	37.6	26.9	24		215		
220							38.2	38.2	37.2	26.5	23.8							42.5	38.3	37.1	26.4	23.7		220		
225								37.6	36.7	26	23.4								37.7	36.6	26	23.3		225		
230								37.2	36.1	25.6	23.1								37.1	36.1	25.6	23		230		
235								36.1	35.6	25.1	22.8								36.7	35.6	25.2	22.6		235		
240								32.6	35.1	24.7	22.4								36.2	35.1	24.8	22.3		240		
245									34.7	24.2	22.1								33.4	34.5	24.4	22		245		
250									34.3	23.8	21.8									33.8	34	21.7		250		
255									32.9	23.4	21.5										32.7	23.6	21.4		255	
260									29.6	23.1	21.2										31.7	23.2	21.1		260	
265									25.9	22.8	20.9										29.8	22.8	20.8		265	
270										22.6	20.5											22.5	20.5		270	
275										22.2	20.3											22.2	20.2		275	
280										22.1	20											22	19.9		280	
285										21.4	19.7												21.8	19.7		285
290											19.5												21.2	19.4		290
295											19.3												19.4	19.2		295
300											19.2													19.1		300
305											18.8													19		305
310											17.4													18.4		310

M

\* adapter · pièce d'adaptateur

TAB 221510

# Lifting capacities Forces de levage



121 - 155 ft  
 83° T  
 Y3  
 S  
 69 - 299 ft  
 N  
 360°  
 363800 lbs  
 85%

ft	155 ft + 13 ft*											ft
	69 ft	92 ft	115 ft	138 ft	161 ft	184 ft	207 ft	230 ft	253 ft	276 ft	299 ft	
55	183											55
60	181											60
65	170	164										65
70	161	156	145									70
75	153	148	142	127								75
80	147	140	135	126								80
85	142	133	129	122	111							85
90	136	127	123	118	108	90.5						90
95		123	118	114	105	89.5						95
100		119	113	109	102	88.5	75					100
105		114	108	105	99.5	87.5	74.5					105
110		108	105	101	97	87	74	58.2				110
115			101	97.5	94	86	73	57.3				115
120			97	94	91	84.5	72.5	56	49.5			120
125			92.5	91	88	82.5	72	54.8	49.6	39		125
130			88.5	87	85	80.5	71.5	53.6	49.4	38.1		130
135			84.5	83	81.5	78.5	71	52.5	48.6	37.2	30.6	135
140				79.5	78.5	76.5	70	51.4	47.8	36.3	30.5	140
145				76.5	75	74	69	50.3	46.9	35.5	30.2	145
150				73.5	72	71	67.5	49.2	46.1	34.7	29.6	150
155				70.5	69.5	68.5	66.5	48.2	45.3	34	29.1	155
160					66.5	65.5	64.5	47.2	44.5	33.2	28.6	160
165					64	63	62	46.2	43.7	32.5	28.1	165
170					62	61	59.5	45.3	42.9	31.8	27.7	170
175					59.6	58.6	57.3	44.5	42.1	31.1	27.2	175
180					57.3	56.5	55.2	43.7	41.4	30.5	26.7	180
185						54.5	53.2	43	40.7	29.9	26.2	185
190						52.6	51.4	42.3	40.1	29.2	25.8	190
195						50.9	49.6	41.6	39.5	28.6	25.3	195
200						49.2	48	41	39	28.1	24.9	200
205							46.4	40.4	38.4	27.6	24.4	205
210							44.8	39.8	37.9	27.2	24	210
215							43.4	39.2	37.4	26.7	23.6	215
220							42.1	38.6	36.9	26.3	23.3	220
225							40	38	36.4	25.9	23	225
230								37.4	36	25.5	22.7	230
235								36.9	35.5	25.1	22.4	235
240								36.2	34.7	24.7	22.1	240
245								34.8	33.7	24.4	21.8	245
250									32.7	24	21.5	250
255									31.7	23.6	21.2	255
260									30.7	23.2	21	260
265									29.8	22.9	20.7	265
270									28.5	22.5	20.5	270
275									25.7	22.1	20.2	275
280										22	19.9	280
285										21.8	19.6	285
290										21.7	19.4	290
295										21.6	19.2	295
300											19	300
305											18.9	305
310											18.7	310
315											18.4	315
320											16.1	320

\* adapter · pièce d'adaptateur

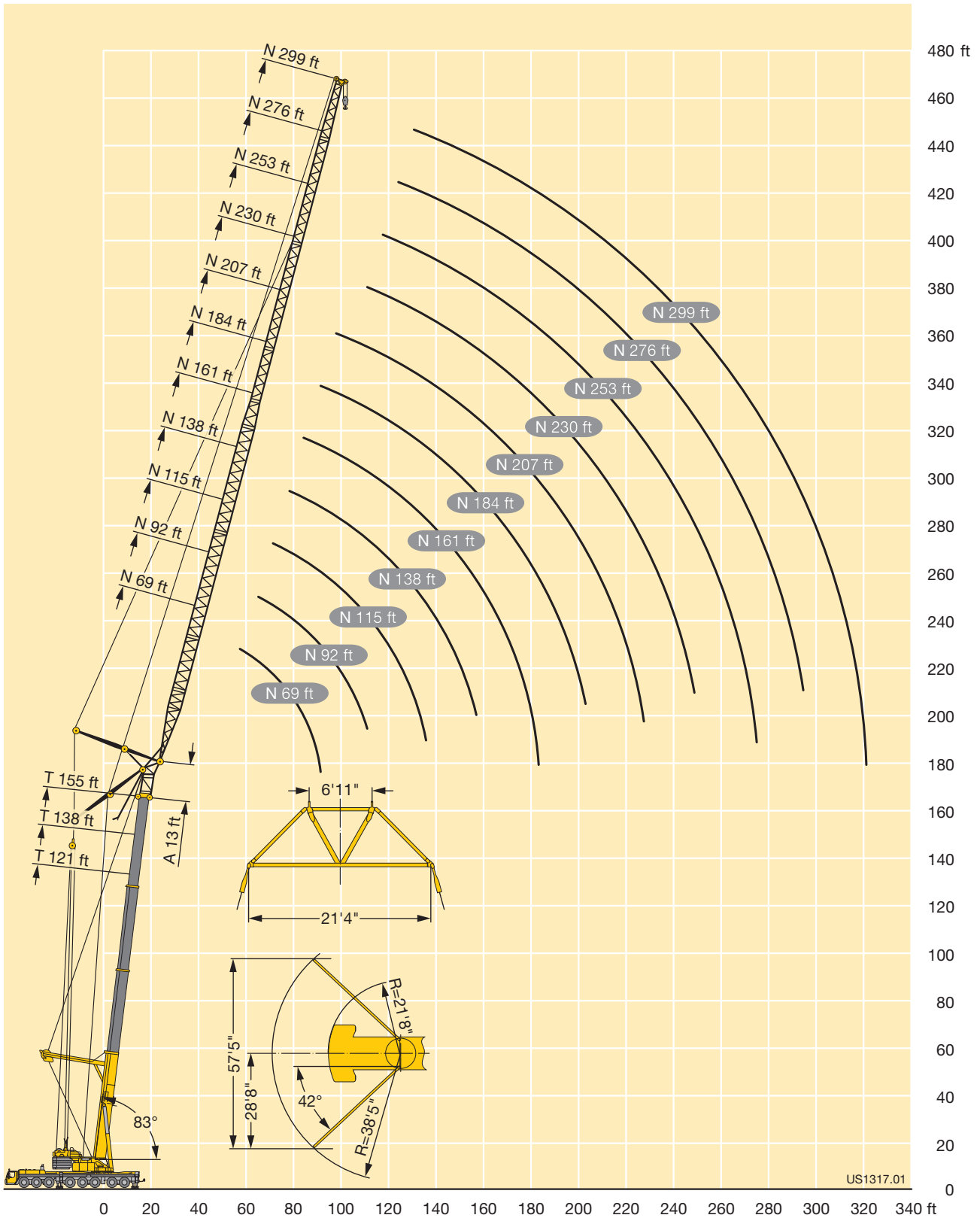
TAB 221510

M

# Lifting heights Hauteurs de levage



**TY3SN**



US1317.01

# Lifting capacities Forces de levage



**TY3SN**




ft	138 ft + 13 ft*		155 ft + 13 ft*		ft
	138 ft		138 ft		
75	133	123	75		
80	132	121	80		
85	127	117	85		
90	121	112	90		
95	114	106	95		
100	108	101	100		
105	103	97	105		
110	97.5	93	110		
115	92.5	89.5	115		
120	88.5	85.5	120		
125	84.5	82.5	125		
130	80.5	79	130		
135	77	75.5	135		
140	74	72.5	140		
150	68	66.5	150		

\* adapter · pièce d'adaptateur

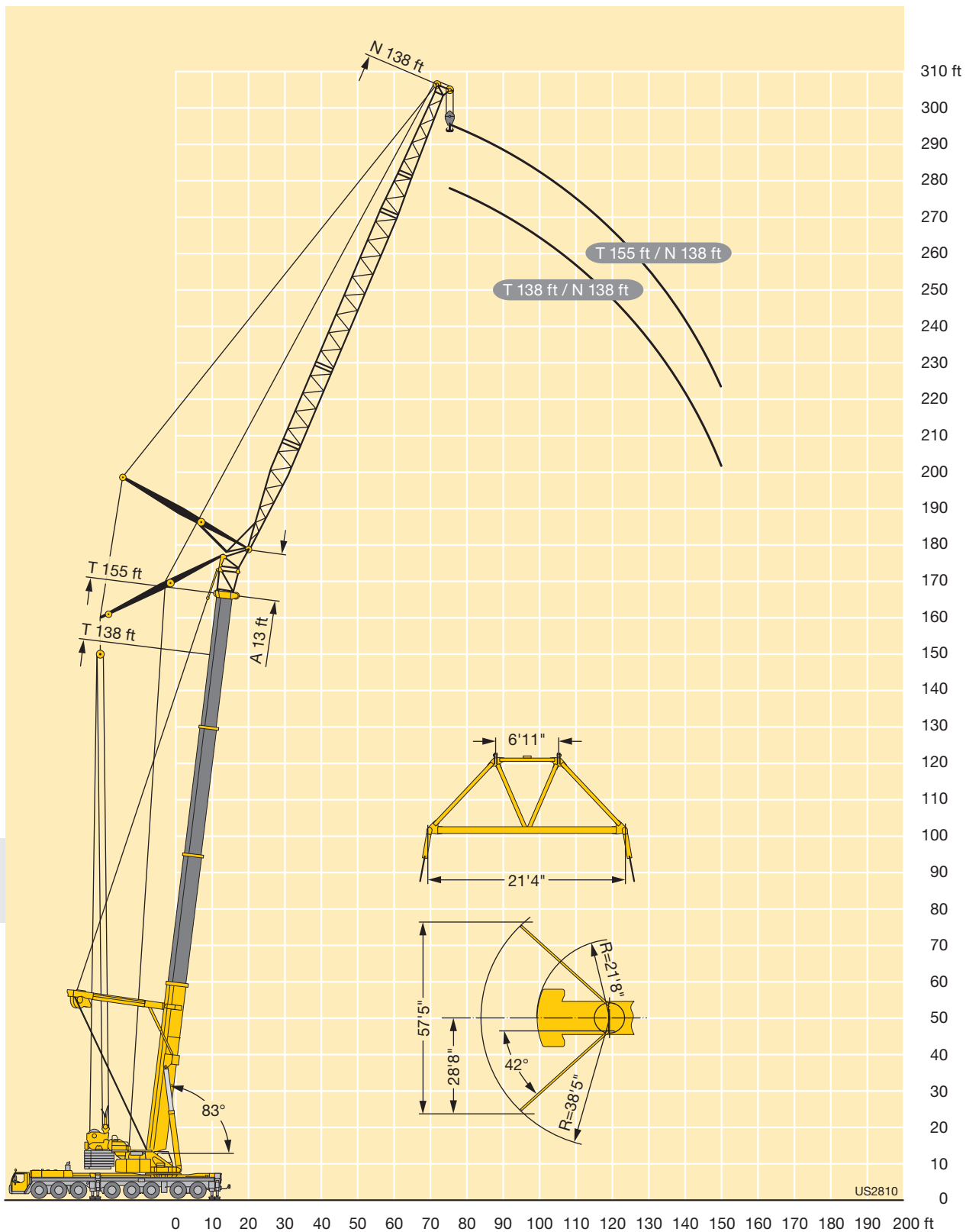
TAB 221696

M

# Lifting heights Hauteurs de levage



**TY3SN**



**M**

# Lifting capacities Forces de levage



85%

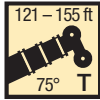
ft	121 ft + 13 ft*										138 ft + 13 ft*										ft						
	69 ft	92 ft	115 ft	138 ft	161 ft	184 ft	207 ft	230 ft	253 ft	276 ft	299 ft	69 ft	92 ft	115 ft	138 ft	161 ft	184 ft	207 ft	230 ft	253 ft		276 ft	299 ft				
75	146																						75				
80	144																						80				
85	135	133									131												85				
90	127	125									124												90				
95	120	118									117	115											95				
100	114	112	110								110	109	101										100				
105		106	104									103	101										105				
110		101	98.5	95.5								97.5	96										110				
115		96	93.5	92								93	91	87									115				
120		91.5	89	88	86.5							88.5	87	85.5	80								120				
125			85	83.5	82							84.5	83	81.5	80								125				
130			81.5	80	78.5	76						81	79	78	76.5								130				
135			78	76.5	75	73.5							75.5	74.5	73	69.5							135				
140			74.5	73.5	72	70.5	69.5						72.5	71.5	70	68	64.5						140				
145			71.5	70	68.5	67.5	66.5						69.5	68.5	67	65	64						145				
150			68.5	67.5	66	64.5	64	53.6					67	65.5	64	62.5	61.5						150				
155				65	63.5	62	61	52.6						63	61.5	59.8	58.8	52.1					155				
160				62.5	61	59.6	58.8	51.4	47.6					60.5	59.1	57.4	56.5	51.5					160				
165				59.9	58.5	57.3	56.4	50.2	47.4					58.2	56.8	55.1	54.2	50.4					165				
170				57.7	56.3	55.1	54.2	49.1	46.5	34.7				56	54.7	53	52.1	49.3	46.1				170				
175					54.2	53	52.2	48	45.6	34				54	52.6	51	50.1	48.2	45.4	33.7			175				
180					52.3	51.1	50.3	47	44.7	33.2	28.6				50.7	49.1	48.2	46.7	44.6	33.3			180				
185					50.4	49.3	48.4	46.1	43.9	32.5	28.4				48.9	47.3	46.4	45	43.6	32.6			185				
190					48.7	47.5	46.7	45.2	43	31.8	27.9				47.2	45.6	44.7	43.3	42.3	31.9	27.7		190				
195					47.1	45.9	45	43.6	42.3	31.1	27.3				45.6	44	43.1	41.7	40.7	31.2	27.3		195				
200						44.3	43.5	42.1	41.1	30.4	26.8						42.5	41.6	40.2	39.2	30.6	26.8	200				
205						42.9	42	40.6	39.6	29.8	26.3						41	40.2	38.8	37.8	29.9	26.3	205				
210						41.4	40.6	39.2	38.2	29.1	25.8						39.7	38.8	37.4	36.4	29.3	25.8	210				
215						40.1	39.2	37.9	36.9	28.6	25.3						38.4	37.5	36.1	35.1	28.7	25.4	215				
220							38	36.6	35.6	28.1	24.8						37.2	36.2	34.8	33.9	28.2	24.9	220				
225							36.7	35.4	34.4	27.6	24.4							35.1	33.7	32.7	27.7	24.5	225				
230								35.6	34.2	33.2	27.2	24							33.9	32.5	31.5	27.3	24.1	230			
235								34.5	33.1	32.1	26.7	23.7								32.9	31.5	30.5	26.8	23.7	235		
240								33.4	32	31	26.3	23.4								31.8	30.4	29.4	26.4	23.4	240		
245									31	30	25.8	23									29.4	28.4	26	23.1	245		
250									30	29	25.4	22.7										28.5	27.5	25.5	22.7	250	
255									29.1	28.1	25	22.4										27.6	26.6	25.1	22.4	255	
260									28.2	27.1	24.5	22										26.7	25.7	24.4	22.1	260	
265										26.3	24.1	21.7										25.9	24.8	23.6	21.8	265	
270										25.5	23.7	21.4											24	22.8	21.4	270	
275										24.6	23.3	21.1												23.3	22	20.7	275
280										23.9	22.6	20.8												22.5	21.2	20	280
285										23.1	21.9	20.4												21.8	20.5	19.2	285
290											21.2	19.9													19.8	18.6	290
295											20.5	19.2													19.2	17.9	295
300											19.9	18.6													18.6	17.2	300
305											19.2	17.9													17.9	16.6	305
310												17.3													17.3	16	310
315												16.7														15.5	315
320												16.2														14.9	320
325												15.6														14.4	325

\* adapter · pièce d'adaptateur

TAB 221512

M

# Lifting capacities Forces de levage



85%

ft	155 ft + 13 ft*											ft
	69 ft	92 ft	115 ft	138 ft	161 ft	184 ft	207 ft	230 ft	253 ft	276 ft	299 ft	
90	116											90
95	112											95
100	107	105										100
105	102	100										105
110	97	95	91.5									110
115		90.5	88.5									115
120		86	84.5	82.5								120
125		82	80.5	78.5								125
130		78.5	77	75	72.5							130
135		75.5	73.5	72	70.5							135
140			70.5	68.5	67.5	63.5						140
145			67.5	66	64.5	63						145
150			65	63	61.5	60.5	58.4					150
155			62.5	60.5	59.2	58	56.4					155
160				58.2	56.8	55.6	54	50.4				160
165				56	54.6	53.4	51.8	50.1				165
170				53.9	52.5	51.3	49.8	48.9				170
175				51.9	50.5	49.4	47.9	47.1	44.1			175
180				50.1	48.7	47.5	46	45.3	43.3			180
185					46.9	45.8	44.3	43.5	41.8			185
190					45.3	44.1	42.7	41.9	40.3	31.8		190
195					43.7	42.6	41.1	40.4	38.7	31.1	26.8	195
200					42.2	41.1	39.7	38.9	37.3	30.5	26.5	200
205						39.7	38.3	37.5	35.9	29.9	26.1	205
210						38.3	36.9	36.2	34.5	29.3	25.6	210
215						37.1	35.7	34.9	33.3	28.8	25.2	215
220						35.9	34.5	33.7	32.1	28.2	24.8	220
225						34.7	33.3	32.5	30.9	27.7	24.4	225
230							32.2	31.4	29.8	27.2	24	230
235							31.2	30.4	28.8	26.8	23.6	235
240							30.2	29.3	27.8	26.2	23.3	240
245							29.2	28.4	26.8	25.5	22.8	245
250								27.5	25.9	24.6	22.2	250
255								26.6	25	23.7	21.4	255
260								25.7	24.2	22.9	20.7	260
265								24.9	23.3	22.1	20	265
270								24.1	22.6	21.3	19.4	270
275								23.4	21.8	20.5	18.7	275
280									21.1	19.8	18	280
285									20.4	19.1	17.4	285
290									19.7	18.4	16.8	290
295									19.1	17.8	16.2	295
300										17.2	15.6	300
305										16.6	15	305
310										16	14.4	310
315										15.5	14	315
320										14.9	13.7	320
325											13.4	325
330											13.1	330
340											12.2	340

\* adapter - pièce d'adaptateur

TAB 221512

M

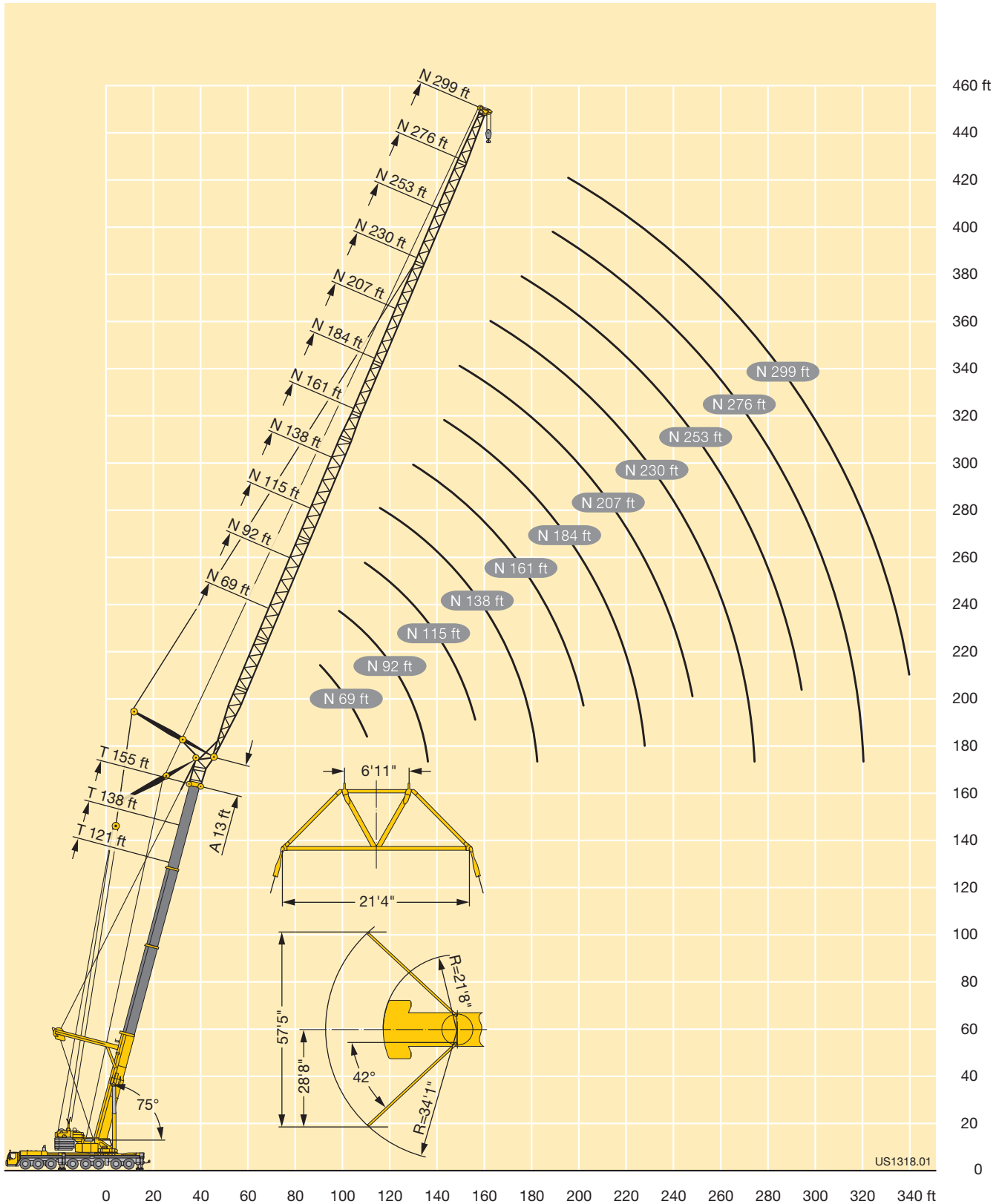


# Lifting heights Hauteurs de levage



**TY3SN**

**164 ft**



M

# Lifting capacities Forces de levage



85%

ft	121 ft + 13 ft*											138 ft + 13 ft*								ft					
	69 ft	92 ft	115 ft	138 ft	161 ft	184 ft	207 ft	230 ft	253 ft	276 ft	299 ft	69 ft	92 ft	115 ft	138 ft	161 ft	184 ft	207 ft	230 ft		253 ft	276 ft	299 ft		
100	97																							100	
105	97																								105
110	92											87													110
115	87.5	83										84													115
120		81.5										80													120
125		78											74.5												125
130		74.5	71.5										71.5												130
135		71.5	69										68												135
140		68.5	66	62									65.5	63.5											140
145			63.5	62									62.5	60.5											145
150			60.5	59.3									60	58.2	56.4										150
155			58.3	56.9	54.2									55.9	54.5										155
160			56.1	54.7	53.1									53.7	52.3	49.1									160
165				52.5	51									51.6	50.3	48.7									165
170				50.5	49	47.5								49.7	48.3	46.8									170
175				48.7	47.1	45.9								46.5	45	42.4									175
180				46.9	45.4	44.1	41.8							44.8	43.3	41.5									180
185				45.3	43.7	42.4	41.4							43.2	41.7	39.9									185
190				43.7	42.1	40.9	39.9							41.7	40.2	38.4	37.3								190
195					40.7	39.4	38.4	36.4						40.2	38.8	37	36								195
200					39.3	38	37	35.6							37.4	35.6	34.6	32.3							200
205					37.9	36.7	35.7	34.3	31.9						36.1	34.4	33.4	31.9							205
210						35.4	34.4	33	31.9						34.9	33.2	32.1	30.7							210
215						34.2	33.2	31.8	30.8						33.7	32	31	29.5	28.2						215
220						33	32.1	30.7	29.6	27.6						30.9	29.9	28.4	27.4						220
225						31.9	31	29.6	28.5	27.2						29.8	28.8	27.4	26.4						225
230						30.9	29.9	28.5	27.5	26.1						28.8	27.8	26.4	25.4						230
235						29.9	28.9	27.5	26.5	25.1	23.5					27.9	26.9	25.5	24.4	22.8					235
240							28	26.6	25.5	24.2	22.8					27	26	24.5	23.5	22.1					240
245							27.1	25.7	24.6	23.3	21.9						25.1	23.7	22.6	21.3	19.1				245
250							26.2	24.8	23.7	22.4	21						24.2	22.8	21.8	20.4	19				250
255							25.4	23.9	22.9	21.6	20.2						23.5	22	21	19.6	18.2				255
260								23.2	22.1	20.8	19.4						22.7	21.3	20.2	18.9	17.5				260
265								22.4	21.3	20	18.7						20.5	19.5	18.1	16.7					265
270								21.6	20.5	19.2	17.9						19.8	18.7	17.4	16					270
275								20.9	19.8	18.5	17.2						19.2	18	16.7	15.4					275
280								20.3	19.1	17.8	16.5						18.5	17.4	16.1	14.7					280
285									18.5	17.2	15.9						17.9	16.7	15.4	14.1					285
290									17.8	16.6	15.2							16.1	14.8	13.5					290
295									17.2	16	14.6							15.5	14.2	12.9					295
300									16.6	15.4	14							15	13.7	12.4					300
305										14.8	13.5							14.4	13.1	11.9					305
310										14.2	12.9								12.6	11.5					310
315										13.7	12.4								12.1	11.1					315
320										13.2	12								11.8	10.7					320
325										12.7	11.6								11.4	10.4					325
330											11.2									10					330
340											10.5									9.3					340
350																				8.7					350

M

\* adapter · pièce d'adaptateur

TAB 221514

# Lifting capacities Forces de levage



ft	155 ft + 13 ft*											ft
	69 ft	92 ft	115 ft	138 ft	161 ft	184 ft	207 ft	230 ft	253 ft	276 ft	299 ft	
120	77											120
125	73.5											125
130	70.5	67.5										130
135		65.5										135
140		62.5										140
145		59.9	58.1									145
150		57.5	55.7									150
155		55.2	53.5									155
160			51.3	49.5								160
165			49.3	47.5								165
170			47.5	45.7	43.9							170
175			45.7	43.9	42.4							175
180				42.3	40.8	38.3						180
185				40.7	39.2	37.9						185
190				39.3	37.7	36.5						190
195				37.9	36.4	35.1						195
200				36.6	35.1	33.8	31.4					200
205					33.8	32.6	31					205
210					32.6	31.4	29.8					210
215					31.5	30.3	28.7	27.6				215
220					30.5	29.2	27.7	26.9				220
225						28.2	26.7	25.8	23.3			225
230						27.2	25.7	24.9	23.2			230
235						26.3	24.8	24	22.3			235
240						25.4	23.9	23.1	21.4	19.6		240
245						24.6	23.1	22.2	20.6	19.2		245
250							22.3	21.4	19.8	18.4		250
255							21.5	20.7	19	17.6	16.8	255
260							20.8	19.9	18.3	16.9	16.2	260
265							20.1	19.2	17.6	16.2	15.5	265
270								18.5	16.9	15.5	14.8	270
275								17.8	16.2	14.9	14.2	275
280								17.2	15.6	14.2	13.6	280
285								16.6	15	13.6	12.9	285
290								16	14.4	13	12.4	290
295								15.4	13.8	12.5	11.9	295
300									13.3	12.1	11.5	300
305									12.8	11.7	11.1	305
310									12.3	11.3	10.7	310
315										10.9	10.3	315
320										10.5	9.9	320
325										10.1	9.6	325
330										9.8	9.2	330
340										9.1	8.5	340
350											7.9	350

\* adapter · pièce d'adaptateur

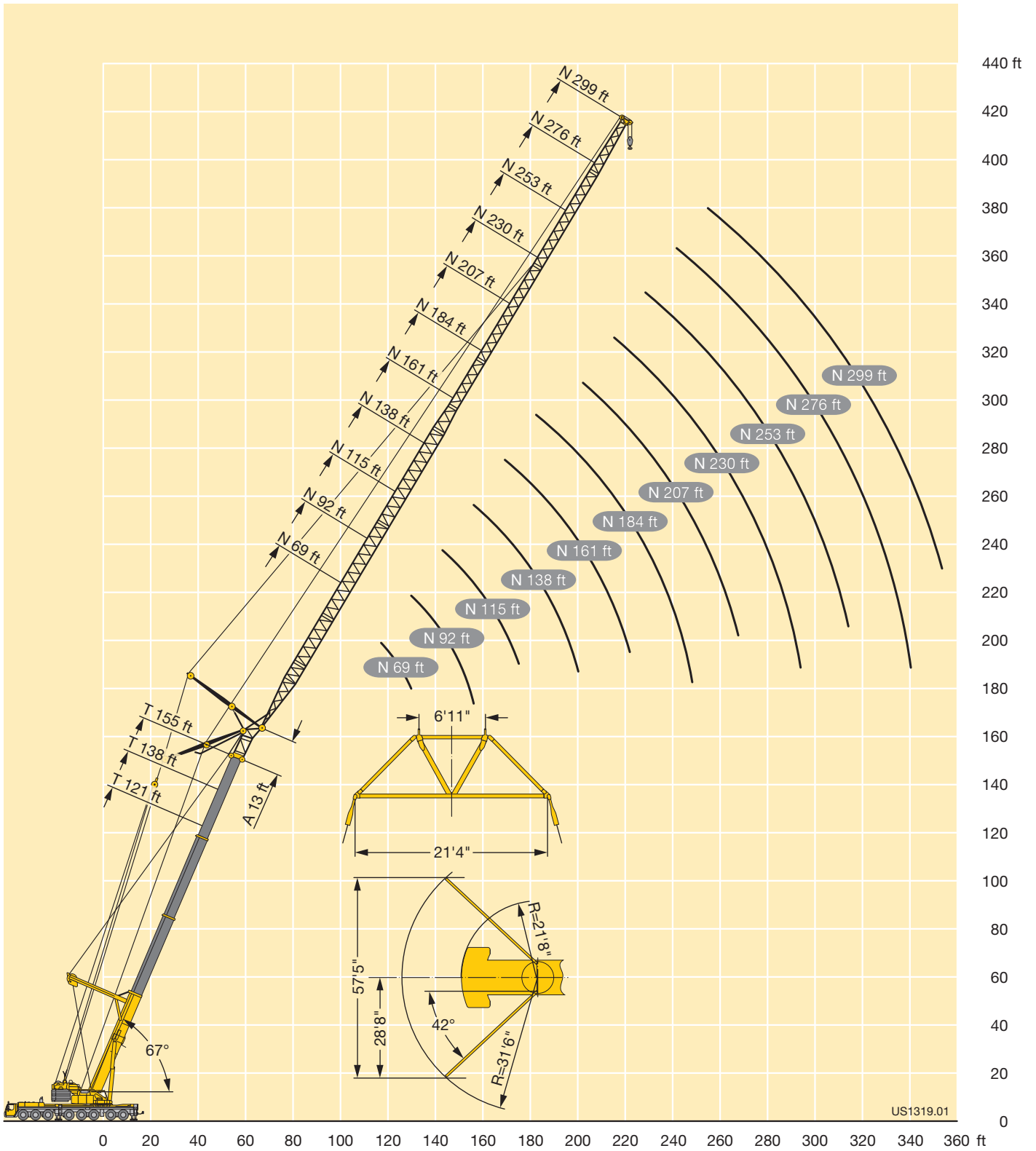
TAB 221514

M

**Lifting heights**  
**Hauteurs de levage**




**TY3SN**



US1319.01

# Lifting capacities Forces de levage



53 - 164 ft  
20 - 207 ft  
0°  
360°  
297600 lbs  
85%

ft	53 ft + 7 ft*																	87 ft + 7 ft*	121 ft + 7 ft*							138 ft + 7 ft*	ft
	20 ft**	46 ft	69 ft	92 ft	115 ft	138 ft	161 ft	184 ft	207 ft	20 ft**	20 ft**	46 ft	69 ft	92 ft	115 ft	138 ft	161 ft	184 ft	207 ft	20 ft**							
13	315																						13				
14	315																						14				
15	315	216																					15				
16	315	210																					16				
17	315	204																					17				
18	315	198	169																				18				
20	313	186	167							315													20				
22	300	176	159	124						315													22				
24	288	166	152	121						312													24				
26	277	157	145	116	94.5					306	259												26				
28	267	150	139	111	91.5	74.5				297	249	161											28				
30	257	143	133	107	88	74				288	239	160											30				
32	246	137	127	103	84.5	71.5	59.1			280	230	155	128										32				
34	232	131	122	99	82	69	58			273	221	151	126										34				
36	216	126	117	95.5	79	67	56.2			266	213	148	123										36				
38	201	121	113	92	76.5	64.5	54.4	44.8		258	205	144	120	90.5	72.5								38				
40	186	117	108	88.5	74	62.5	52.7	44.4		251	198	140	117	89.5	72								40				
45	151	106	99.5	81.5	68	57.9	49	41.3	34.4	227	181	132	111	84.5	68	55.4	44.8						45				
50	130	98	91.5	75	63	53.9	45.7	38.6	32.6	205	167	125	105	80	64.5	53.1	42.9	34.4					50				
55	114	91	83.5	69	58.8	50.2	42.7	36.1	30.6	183	153	118	99.5	76	61	50.5	40.8	33.5	27.2				55				
60	100	85	76	64	54.8	47	40	33.9	28.7	161	141	112	94.5	72.5	58.2	48	38.8	31.7	26.9				60				
65	87.5	79.5	70	58.9	50.8	44.2	37.5	31.8	27	142	131	106	90	69	55.4	45.9	37	30.2	25.6				65				
70	77.5	74.5	65	54.9	47.2	41.5	35.4	29.9	25.4	128	122	100	86	66	52.9	43.9	35.4	28.9	24.5				70				
75		70	60	51.3	43.9	38.8	33.4	28.2	23.9	117	114	95.5	82	63	50.6	42	33.8	27.6	23.4				75				
80		66.5	55.7	48	41	36.2	31.5	26.6	22.5	108	107	91	78.5	60.5	48.4	40.1	32.4	26.4	22.4				80				
85		63	51.6	44.8	38.6	33.8	29.6	25.1	21.2	99	99.5	87	74.5	57.8	46.4	38.4	31	25.2	21.4			92.5	85				
90		59	47.9	41.9	36.5	31.6	27.7	23.7	20.1	91	93	84	70.5	55.3	44.5	36.9	29.7	24.2	20.6				90				
95		55.2	44.8	39	34.4	29.9	25.9	22.4	19	84	88	80.5	66.5	52.8	42.8	35.5	28.5	23.1	19.7			81.5	95				
100			42.2	36.4	32.4	28.3	24.2	20.9	17.9	77.5	83	77	63	50.3	41.1	34.2	27.4	22.2	18.9			76.5	100				
105			39.8	33.8	30.4	26.9	22.8	19.5	16.9		79	73	60	48.1	39.4	32.8	26.3	21.2	18			72	105				
110			37.7	31.7	28.5	25.5	21.6	18.3	15.9		75	69.5	57.4	46.1	37.6	31.6	25.3	20.4	17.3			68.5	110				
115			35.6	30	26.6	24.1	20.5	17.2	14.8		71	65.5	55	44.1	36	30.4	24.3	19.5	16.5			65	115				
120			33.6	28.5	24.9	22.7	19.5	16.3	13.8		67.5	62	52.7	42.2	34.6	29.1	23.4	18.8	15.9			62	120				
125				27	23.3	21.3	18.5	15.4	12.8		64	58.8	50.4	40.5	33.4	27.8	22.5	18	15.2			58.9	125				
130				25.7	22	20	17.5	14.7	12.2		60.5	56	48.3	38.8	32.1	26.8	21.6	17.3	14.6			56	130				
135				24.4	20.9	18.7	16.6	14	11.6		56.8	53.7	46.2	37.2	30.9	25.8	20.7	16.6	14			53.3	135				
140				23.1	19.9	17.5	15.7	13.3	11			51.6	44.3	35.6	29.6	24.9	19.8	15.9	13.4			50.9	140				
145				19	16.5	14.7	12.6	10.5				49.5	42.4	34.1	28.4	24	19	15.2	12.9			48.8	145				
150				18	15.7	13.7	11.9	10				47.6	41	32.7	27.3	23.2	18.3	14.5	12.3			47.1	150				
155				17.1	15	12.8	11.2	9.5				45.8	39.7	31.3	26.2	22.4	17.7	13.9	11.8			45.2	155				
160				16.3	14.3	11.9	10.5	9				43.9	38.6	30	25.1	21.6	17.1	13.4	11.3				160				
165				15.4	13.7	11.2	9.9	8.5					37.4	28.8	24	20.7	16.5	12.9	10.8				165				
170				14.6	13	10.7	9.2	8					36.3	27.9	23	19.8	15.9	12.5	10.4				170				
175					12.4	10.3	8.5	7.5					35.3	27.1	22	19	15.3	12	10				175				
180					11.8	9.8	8	7					34.2	26.3	21.1	18.2	14.7	11.6	9.7				180				
185					11.3	9.4	7.6	6.5					32.8	25.5	20.3	17.4	14.1	11.2	9.3				185				
190					10.7	8.9	7.1	6					30.3	24.8	19.7	16.6	13.4	10.8	9				190				
195						8.5	6.8	5.6					24.1	19.1	15.9	12.8	10.4	8.6					195				
200						8.1	6.4	5.2					23.4	18.5	15.3	12.3	9.9	8.2					200				
205						7.7	6.1	4.9					22.7	18	14.7	11.7	9.5	7.9					205				
210						7.3	5.8	4.6						17.5	14.3	11.1	9	7.5					210				
215						6.9	5.4	4.3						16.9	13.9	10.6	8.6	7.2					215				
220							5.1							16.4	13.5	10.2	8.2	6.8					220				
225							4.8							15.9	13.1	9.9	7.8	6.4					225				
230							4.5							15.4	12.7	9.6	7.4	6.1					230				
235							4.2							14.9	12.3	9.3	7.1	5.7					235				
240														11.9	9	6.8	5.4						240				
245														11.6	8.7	6.5	5.1						245				
250														11.2	8.5	6.3	4.8						250				
255														10.9	8.2	6.1	4.5						255				
260															8	5.8	4.2						260				
265															7.7	5.6	4						265				
270															7.5	5.4	3.8						270				
275															7.2	5.2	3.5						275				
280																4.9	3.3						280				
285																4.7	3.1						285				
290																4.5							290				
295																4.3							295				

\* adapter - pièce d'adaptateur  
\*\* optional - en option

# Lifting capacities Forces de levage



**TNZF**

53 - 164 ft  
20 - 207 ft  
0°  
360°  
297600 lbs  
85%

ft	155 ft + 7 ft*										164 ft + 7 ft*		ft
	20 ft**	46 ft	69 ft	92 ft	115 ft	138 ft	161 ft	184 ft	207 ft	20 ft**	207 ft		
28	177												28
30	175												30
32	169									141			32
34	164									138			34
36	159									134			36
38	155	124	106							129			38
40	150	123	105							125			40
45	140	115	98.5	77.5						116			45
50	131	109	93	74.5	57.3					108			50
55	123	103	88	71.5	56.1	44.3	35.4			101			55
60	116	97	83.5	68.5	53.8	44	35.2			94			60
65	109	91.5	79	66	51.7	42.3	33.7	27.9	22.8	88			65
70	103	86.5	75	63.5	49.8	40.8	32.4	26.9	21.9	82.5	20.9		70
75	97	82	71.5	61.5	48.1	39.3	31.2	25.9	21	78	20.4		75
80	91.5	78	68	59.1	46.4	38	30	24.9	20.2	73.5	19.6		80
85	86	74	65	56.8	44.7	36.7	29	24	19.4	69.5	18.9		85
90	81	70.5	62	54.4	43.2	35.4	28	23.1	18.7	65.5	18.2		90
95	76.5	67.5	59.1	52.1	41.8	34.2	27	22.3	18	62	17.5		95
100	72	64	56.6	49.9	40.4	33.1	26.1	21.6	17.3	58.4	16.9		100
105	67.5	61	54.2	47.8	39.1	32	25.2	20.8	16.7	55	16.3		105
110	63.5	58.2	52	45.9	37.9	31	24.3	20.1	16.1	51.8	15.8		110
115	60.5	55.5	49.7	44.1	36.7	30	23.5	19.4	15.6	48.9	15.2		115
120	57.4	52.8	47.5	42.3	35.6	29.1	22.8	18.7	15	46.3	14.7		120
125	54.7	50.1	45.4	40.7	34.5	28.2	22	18.1	14.4	44.1	14.1		125
130	52.1	47.6	43.3	39.1	33.3	27.4	21.3	17.4	13.9	42.1	13.6		130
135	49.6	45.3	41.4	37.5	32.3	26.6	20.7	16.8	13.4	40.1	13.1		135
140	47.2	43.3	39.5	35.9	31.2	25.8	20	16.3	12.9	38	12.6		140
145	44.9	41.4	37.7	34.3	30.2	24.9	19.4	15.7	12.4	35.9	12		145
150	42.8	39.5	36.2	32.8	29.1	24.1	18.8	15.2	11.9	33.9	11.3		150
155	40.9	37.8	34.9	31.3	28	23.4	18.2	14.7	11.5	32	10.7		155
160	39.3	36	33.6	30	27	22.6	17.7	14.3	11.1	30.3	10.1		160
165	37.9	34.4	32.2	28.8	25.9	21.9	17.1	13.8	10.7	28.8	9.5		165
170	36.5	32.8	30.8	27.7	24.8	21.2	16.5	13.4	10.3	27.5	9		170
175	30.7	31.3	29.5	26.7	23.7	20.4	15.9	13	9.9	26.2	8.4		175
180		30	28.2	25.7	22.8	19.7	15.4	12.6	9.6	25	7.9		180
185		29	26.9	24.7	21.9	18.9	14.8	12.2	9.3		7.4		185
190		28	25.7	23.8	21.1	18.2	14.3	11.8	9		6.8		190
195		27	24.5	22.9	20.3	17.6	13.7	11.5	8.6		6.3		195
200			23.6	22	19.5	17.1	13.1	11.1	8.3		5.9		200
205			22.7	21	18.8	16.6	12.6	10.7	8		5.4		205
210			21.9	20	18.1	16.1	12.2	10.3	7.7		5		210
215			21.1	19.1	17.4	15.6	11.8	9.9	7.4		4.6		215
220			20.4	18.3	16.7	15.1	11.4	9.5	7		4.1		220
225				17.6	16	14.6	11.1	9.1	6.7				225
230				16.9	15.4	14.1	10.7	8.8	6.4				230
235				16.3	14.6	13.5	10.4	8.5	6.1				235
240				15.7	14	13	10.1	8.2	5.8				240
245					13.5	12.5	9.8	7.9	5.6				245
250					13	12	9.5	7.6	5.3				250
255					12.5	11.5	9.2	7.3	5.1				255
260					12.1	11.1	8.9	7	4.8				260
265						10.7	8.7	6.8	4.6				265
270							10.3	8.4	4.3				270
275							9.9	8.1	4.1				275
280							9.5	7.9	6				280
285							9.2	7.6	5.8				285
290								7.3	5.5				290
295								7	5.3				295
300								6.6	5				300
305								6.3	4.7				305
310									4.4				310
315									4.1				315
320									3.8				320

\* adapter · pièce d'adaptateur  
\*\* optional · en option

TAB 221428

N

# Lifting capacities Forces de levage



53 - 164 ft  
20 - 207 ft  
20°  
360°  
297600 lbs  
85%

ft	53 ft + 7 ft*																87 ft + 7 ft*		121 ft + 7 ft*						138 ft + 7 ft*		ft
	20 ft**	46 ft	69 ft	92 ft	115 ft	138 ft	161 ft	184 ft	207 ft	20 ft**	20 ft**	46 ft	69 ft	92 ft	115 ft	138 ft	161 ft	184 ft	207 ft	20 ft**							
18	180																					18					
20	178																					20					
22	168								182													22					
24	158								178													24					
26	149								170													26					
28	141								163													28					
30	134								157	165												30					
32	128	96							151	160											157	32					
34	122	94.5							145	156											155	34					
36	117	92							140	151											151	36					
38	112	89.5							135	147											148	38					
40	108	87.5							130	142											144	40					
45	97.5	82	72						121	133	89										136	45					
50	89.5	77.5	68.5						112	125	86										128	50					
55	82.5	74	64.5	53.3					105	118	83	66.5									121	55					
60	76.5	70	61	50.2					98	111	80	66									115	60					
65	72	67	57.9	47.5	39.4				92	106	77	63.5	49.6								109	65					
70	68	64.5	54.7	45	37.6				87.5	101	74.5	61.5	48								105	70					
75		62	51.5	42.7	35.6				83	96	72.5	59.2	46.2	35.8							100	75					
80		60	48.4	40.7	33.7	29.4			79	92	70.5	57.2	44.5	35.5							96	80					
85		58.2	45.6	38.8	32	27.9			75	88	68.5	55.3	43	34.2							91.5	85					
90		56	43.2	36.7	30.5	26.5			72.5	84.5	67	53.5	41.6	32.9	27.1						86	90					
95		53.9	41.1	34.7	29.1	25.2	21		70	81.5	65	51.6	40.2	31.8	26.5						81	95					
100			39.1	32.8	27.8	23.9	19.9	15.8	67.5	78.5	63.5	49.8	39	30.7	25.6	19.7					76.5	100					
105			37.2	31.1	26.5	22.8	18.9	15.8	76	62	48	37.9	29.6	24.6	19.7						72.5	105					
110			35.8	29.6	25.2	21.8	17.9	15	73.5	61	46.3	36.6	28.7	23.8	18.9						68.5	110					
115			34.6	28.2	23.8	20.9	17	14.2	70.5	60	44.7	35.3	27.8	23	18.2	14.2					65	115					
120				26.9	22.6	20	16.1	13.4	67.5	58.9	43.2	34.1	26.9	22.2	17.5	14					62	120					
125				25.7	21.5	19.1	15.4	12.7	64.5	57.7	41.8	32.9	26.1	21.4	16.9	13.5					58.7	125					
130				24.7	20.5	18.3	14.8	12	61	55.8	40.7	31.8	25.3	20.7	16.2	13	10.5				56.1	130					
135				23.9	19.6	17.6	14.1	11.4			39.6	30.7	24.5	20.1	15.6	12.5	10.2				53.7	135					
140				23.1	18.7	16.7	13.5	10.9			38.6	29.7	23.6	19.5	15	12	9.8				51.4	140					
145					17.8	15.9	12.9	10.4			37.6	28.8	22.8	19	14.5	11.5	9.4				49.2	145					
150					17.1	15.2	12.3	10			36.6	28	22	18.4	14.1	11.1	9				47.1	150					
155					16.5	14.5	11.7	9.6			35.7	27.3	21.3	17.9	13.7	10.7	8.7					155					
160					16	13.8	11.2	9.2			35	26.6	20.6	17.4	13.3	10.3	8.4					160					
165						13.2	10.6	8.8			34.5	25.9	20	16.9	12.9	10	8					165					
170						12.6	10.2	8.4			34.1	25.2	19.4	16.4	12.5	9.7	7.7					170					
175						12.1	9.7	7.9			33.7	24.6	18.9	15.8	12.2	9.4	7.4					175					
180						11.7	9.3	7.5			33.3	24	18.4	15.3	11.8	9.1	7.1					180					
185						11.4	8.9	7.1				23.7	17.9	14.8	11.5	8.8	6.8					185					
190						11	8.5	6.8				23.4	17.4	14.4	11.1	8.6	6.6					190					
195							8.2	6.4				23.1	16.9	14	10.7	8.3	6.3					195					
200							7.9	6.1				22.8	16.5	13.6	10.3	8	6.1					200					
205							7.6	5.8					16.2	13.2	9.9	7.7	5.8					205					
210								5.4					16	12.8	9.7	7.4	5.5					210					
215								5.2					15.8	12.5	9.4	7.1	5.2					215					
220								4.9					15.6	12.1	9.1	6.8	4.9					220					
225								4.7					15.4	11.8	8.9	6.6	4.7					225					
230								4.5						11.7	8.6	6.4	4.4					230					
235								4.3						11.5	8.4	6.1	4.2					235					
240														11.4	8.1	5.9	3.9					240					
245														11.3	7.9	5.7	3.7					245					
250															7.8	5.5						250					
255															7.7	5.3						255					
260															7.5	5.1						260					
265															7.4	4.9						265					
270																4.8						270					
275																4.7						275					
280																4.6						280					
285																4.5						285					
290																4.4						290					
295																4.3						295					

\* adapter · pièce d'adaptateur  
\*\* optional · en option

# Lifting capacities Forces de levage



**TNZF**

53 - 164 ft  
20 - 207 ft  
20°  
360°  
297600 lbs  
85%

ft	155 ft + 7 ft*									164 ft + 7 ft*		ft
	20 ft**	46 ft	69 ft	92 ft	115 ft	138 ft	161 ft	184 ft	207 ft	20 ft**	207 ft	
38	142									120		38
40	141									119		40
45	133									110		45
50	125	84.5								103		50
55	118	83								96.5		55
60	111	80.5								90.5		60
65	105	78	62.5							85		65
70	99	76	60.5							80		70
75	93.5	74	58.9	44.3						75.5		75
80	88.5	72	57.2	44						71.5		80
85	84	70	55.6	42.7						67.5		85
90	79.5	67	54	41.4	32					63.5		90
95	75.5	64.5	52.5	40.3	31.4					59.9		95
100	71	61.5	50.9	39.2	30.4	24.2				56.4		100
105	67	58.6	49.4	38.1	29.5	24.2				53.1		105
110	63.5	56	48	37.2	28.7	23.5				50.4		110
115	60.5	53.5	46.5	36.1	27.9	22.8	17.4			47.9		115
120	57.5	51.2	45	35	27.1	22.1	17.2			45.6		120
125	54.7	48.9	43.4	34	26.4	21.5	16.6			43.4		125
130	51.9	47	41.6	33.1	25.7	20.8	16.1	12.4		41.4		130
135	49.4	45.2	39.9	32.2	25	20.2	15.6	12.1		39.4		135
140	47	43.5	38.3	31.3	24.3	19.7	15.1	11.7	8.9	37.5	8.7	140
145	45	41.8	36.8	30.5	23.6	19.1	14.6	11.4	8.9	35.7	8.7	145
150	43.2	40	35.4	29.7	23	18.7	14.1	11	8.6	33.9	8.4	150
155	41.4	38.2	34.1	28.9	22.3	18.2	13.7	10.7	8.2	32.2	8.1	155
160	39.6	36.5	32.9	28.1	21.7	17.8	13.3	10.3	8	30.7	7.8	160
165		34.9	31.7	27.4	21.1	17.4	12.9	10	7.7	29.1	7.5	165
170		33.4	30.6	26.8	20.5	17	12.6	9.7	7.4	27.6	7.3	170
175		32.1	29.5	26.1	20	16.6	12.3	9.4	7.1		7.1	175
180		30.8	28.4	25.3	19.5	16.2	12	9.1	6.9		6.8	180
185			27.3	24.4	19	15.7	11.8	8.9	6.6		6.5	185
190			26.3	23.6	18.5	15.3	11.5	8.7	6.4		6.3	190
195			25.3	22.7	18.1	14.8	11.2	8.5	6.2		6.1	195
200			24.2	21.9	17.8	14.4	10.9	8.2	5.9		5.9	200
205			23.3	21.1	17.4	14	10.6	8	5.7		5.6	205
210				20.4	17	13.7	10.3	7.8	5.5		5.4	210
215				19.8	16.7	13.4	10	7.6	5.2		5.2	215
220				19	16.3	13.1	9.7	7.3	5		4.9	220
225				18.2	16	12.8	9.4	7.1	4.7		4.6	225
230					15.6	12.6	9.2	6.8	4.5		4.2	230
235					15.1	12.3	9	6.6	4.3		3.8	235
240					14.6	12	8.8	6.3	4.1			240
245					14.1	11.8	8.6	6.1	3.9			245
250					13.7	11.6	8.4	5.9	3.7			250
255					13	11.4	8.2	5.7	3.5			255
260						11.3	8	5.6				260
265						11	7.8	5.4				265
270						10.7	7.7	5.2				270
275							7.5	5				275
280							7.5	4.9				280
285							7.4	4.7				285
290							7.4	4.5				290
295							7.3	4.4				295
300							7.1	4.3				300
305								4.3				305
310								4.3				310
315								4.3				315
320								4.2				320

\* adapter · pièce d'adaptateur

\*\* optional · en option

N



# Lifting capacities Forces de levage



53 - 164 ft  
 20 - 184 ft  
 40°  
 NZF  
 360°  
 297600 lbs  
 85%

ft	53 ft + 7 ft*								87 ft + 7 ft*		121 ft + 7 ft*						138 ft + 7 ft**	ft	
	20 ft**	46 ft	69 ft	92 ft	115 ft	138 ft	161 ft	184 ft	20 ft**	20 ft**	46 ft	69 ft	92 ft	115 ft	138 ft	161 ft	184 ft		20 ft**
22	98.5																		22
24	97																		24
26	93.5																		26
28	91								95										28
30	88.5								94.5										30
32	86								92.5										32
34	83.5								90.5										34
36	81.5								89										36
38	79.5								87	90								89.5	38
40	78								85.5	89.5								89	40
45	73.5	67							82	86								86	45
50	70	65							78.5	83.5								83.5	50
55	67.5	62.5							75.5	80.5	64							81	55
60		61							73	78	64							79	60
65		59.1	41.8						71	76	62.5							76.5	65
70		57.7	40.4						69	74	61.5							75	70
75		56.6	39.1						67	72	60.5	41						73	75
80		55.8	37.8	29.4					66	70.5	59.5	40.1						71.5	80
85		55.7	36.7	28.3					64.5	69	58.6	39.2						70	85
90			35.8	27.3						68	57.7	38.4	28.2					69	90
95			35	26.3						66.5	57	37.7	27.7					67.5	95
100			34.4	25.5	20.4					65.5	56.3	37	27.1					66.5	100
105			34	24.7	19.6					65	55.8	36.4	26.5					65.5	105
110			33.9	24	18.9					64.5	55.4	35.8	25.9	19.6				65	110
115				23.4	18.2	14.5					55	35.3	25.4	19.3				64	115
120				22.9	17.6	14.3					54.7	34.8	24.9	18.8				62	120
125				22.4	17	13.7					54.6	34.4	24.4	18.3					125
130				22.3	16.5	13.2	10.3				54.4	34	24	17.9	13.8				130
135					16.1	12.7	10				53.4	33.8	23.6	17.5	13.5				135
140					15.6	12.3	9.6					33.5	23.2	17.1	13.2				140
145					15.3	11.9	9.2					33.3	22.9	16.8	12.8				145
150					15.1	11.6	8.9	6.8				33.3	22.6	16.5	12.5	9.3			150
155					15	11.3	8.6	6.6				33.3	22.4	16.2	12.2	9.1			155
160						11	8.3	6.3					22.2	15.9	12	8.9	6.3		160
165						10.8	8	6					22	15.6	11.8	8.6	6.3		165
170						10.7	7.8	5.7					21.9	15.4	11.5	8.4	6.1		170
175						10.6	7.5	5.5					21.9	15.3	11.4	8.2	5.9		175
180							7.3	5.3					21.9	15.1	11.2	8	5.7		180
185							7.1	5.1						15	11	7.9	5.5		185
190							7	4.9						14.8	10.9	7.7	5.4		190
195							6.9	4.7						14.8	10.7	7.6	5.2		195
200							6.9	4.5						14.8	10.6	7.4	5		200
205								4.3							10.5	7.3	4.9		205
210								4.2							10.4	7.1	4.8		210
215								4.1							10.4	7	4.7		215
220								4.1							10.4	6.9	4.5		220
225																6.9	4.4		225
230																6.8	4.3		230
235																6.7	4.2		235
240																6.7	4.1		240
245																6.7	4.1		245
250																4			250
255																	3.9		255
260																	3.9		260
265																	3.9		265

\* adapter · pièce d'adaptateur  
\*\* optional · en option

TAB 221430

N

# Lifting capacities Forces de levage



**TNZF**

53 - 164 ft  
20 - 184 ft  
40°  
360°  
297600 lbs  
85%

ft	155 ft + 7 ft*								164 ft + 7 ft*		ft
	20 ft**	46 ft	69 ft	92 ft	115 ft	138 ft	161 ft	184 ft	20 ft**	184 ft	
45	86								86.5		45
50	84								84.5		50
55	82								82		55
60	79.5								80		60
65	78	62.5							78		65
70	76	61.5							76.5		70
75	74.5	60.5	40.1						74		75
80	73	59.6	39.9						70.5		80
85	71.5	58.8	39.2						66.5		85
90	70	58.1	38.5						62.5		90
95	69	57.4	37.8	27.2					59.2		95
100	68	56.7	37.2	27					56		100
105	67	56	36.6	26.5					53.2		105
110	64	54.1	36.1	26					50.6		110
115	61	52.1	35.6	25.5	18.9				48.1		115
120	57.8	50	35.2	25.1	18.7				45.7		120
125	55.1	48.1	34.8	24.7	18.3				43.5		125
130	52.5	46.3	34.4	24.3	18				41.6		130
135	50.1	44.6	34.1	23.9	17.6	13.2			39.8		135
140		42.9	33.8	23.6	17.3	13.1			38		140
145		41.3	33.5	23.3	16.9	12.8					145
150		40	33.3	23	16.6	12.6					150
155			33.1	22.7	16.4	12.3	8.9				155
160			32.6	22.5	16.2	12	8.8				160
165			31.6	22.3	15.9	11.8	8.6				165
170			30.6	22.1	15.7	11.6	8.4				170
175			29.7	22	15.5	11.5	8.3	5.8			175
180				21.9	15.3	11.3	8.1	5.7		5.7	180
185				21.8	15.2	11.2	7.9	5.5		5.5	185
190				21.7	15	11	7.8	5.4		5.3	190
195				21.7	14.9	10.9	7.6	5.2		5.2	195
200					14.8	10.8	7.5	5.1		5.1	200
205					14.8	10.6	7.4	5		5	205
210					14.7	10.5	7.3	4.8		4.8	210
215					14.6	10.5	7.2	4.7		4.7	215
220					14.6	10.4	7.1	4.6		4.6	220
225						10.4	7	4.5		4.5	225
230						10.3	6.9	4.4		4.4	230
235						10.3	6.8	4.3		4.3	235
240						10.3	6.8	4.2		4.2	240
245							6.7	4.1		4.1	245
250							6.7	4		4	250
255							6.6	4		3.9	255
260							6.6	3.9		3.8	260
265							6.6	3.9		3.5	265
270								3.9			270
275								3.8			275
280								3.8			280
285								3.8			285

\* adapter · pièce d'adaptateur  
\*\* optional · en option

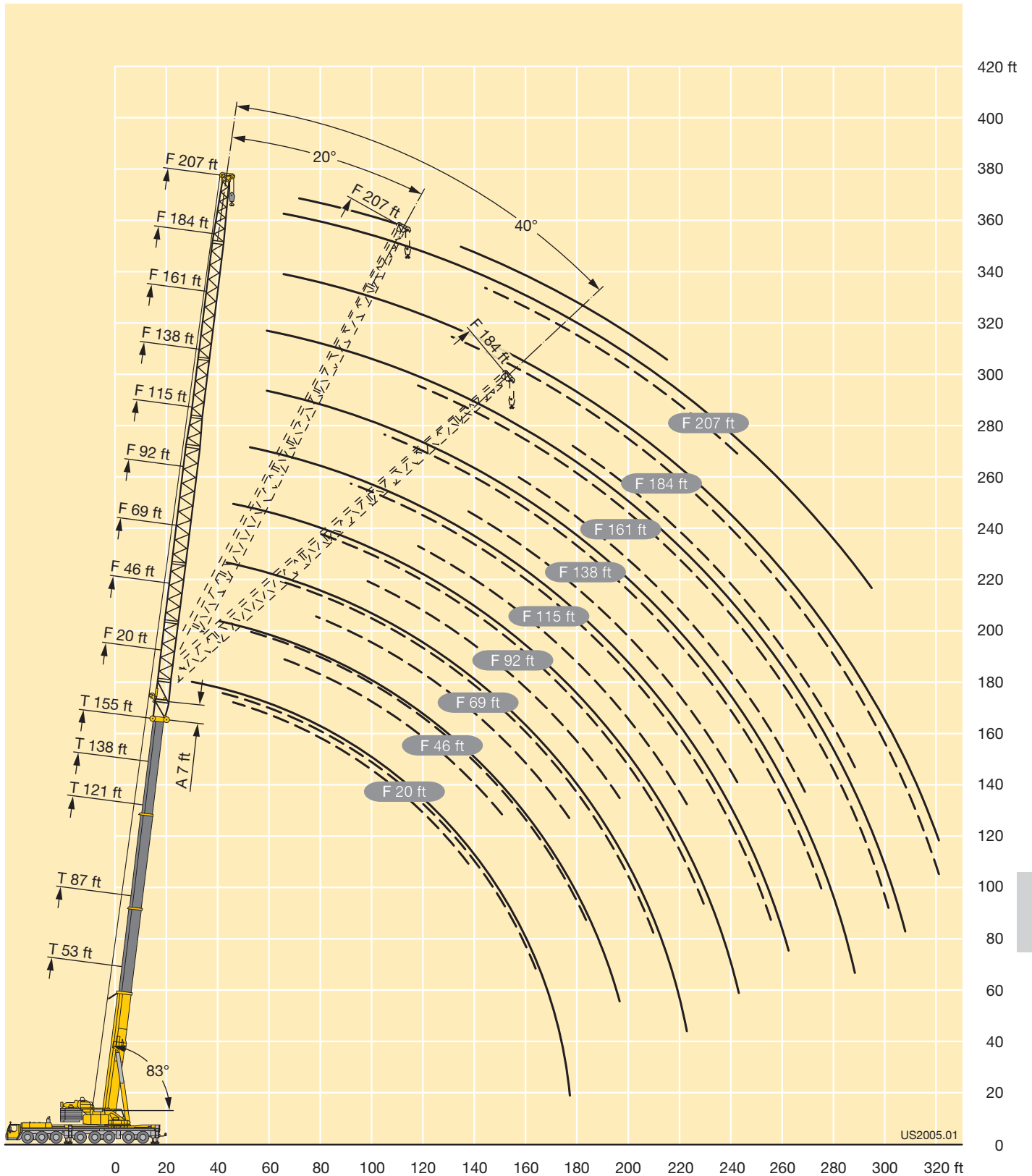
TAB 221430

**N**

# Lifting heights Hauteurs de levage



**TNZF**



# Lifting capacities Forces de levage



**TY3NZF**



ft	155 ft + 7 ft*									ft
	20 ft**	46 ft	69 ft	92 ft	115 ft	138 ft	161 ft	184 ft	207 ft	
28	230									28
30	230									30
32	229	163								32
34	228	161								34
36	228	157								36
38	227	154	124							38
40	225	150	124							40
45	215	142	117	88	70					45
50	201	136	112	84.5	67.5	53.8				50
55	187	129	106	80.5	64	52.5	40.5			55
60	174	123	102	77	61	50	40.2			60
65	162	118	97.5	73.5	58.4	47.8	38.3	31	26.3	65
70	152	113	93.5	70.5	56	45.8	36.7	29.8	25.3	70
75	143	108	89.5	67.5	53.7	44	35.2	28.5	24.1	75
80	134	104	86	65	51.6	42.3	33.8	27.3	23.1	80
85	126	100	83	62.5	49.5	40.7	32.4	26.2	22.1	85
90	119	96	80	60	47.7	39.2	31.2	25.2	21.3	90
95	111	92.5	77	57.9	45.9	37.7	30	24.2	20.4	95
100	103	89.5	74.5	55.9	44.2	36.3	28.9	23.2	19.6	100
105	96	86	72	54	42.6	35	27.8	22.3	18.9	105
110	89.5	83	69.5	52.3	41.2	33.8	26.8	21.5	18.2	110
115	83.5	80	67	50.6	39.9	32.7	25.9	20.7	17.5	115
120	78	77	65	49	38.6	31.6	24.9	19.9	16.8	120
125	73	72.5	62.5	47.3	37.5	30.6	24	19.1	16.1	125
130	68.5	69.5	60.5	45.7	36.3	29.6	23.2	18.4	15.5	130
135	64	66	58.6	44.2	35.2	28.8	22.5	17.7	14.9	135
140	60	62.5	56.8	42.7	34	27.9	21.8	17.1	14.3	140
145	56.4	58.9	55.2	41.2	32.9	27.1	21.1	16.5	13.8	145
150	53	55.5	53.8	39.8	31.7	26.3	20.4	15.9	13.2	150
155	49.8	52.3	52	38.6	30.7	25.4	19.8	15.4	12.8	155
160	46.8	49.3	50.1	37.5	29.6	24.5	19.2	14.9	12.3	160
165	43.5	46.5	48	36.5	28.6	23.7	18.6	14.4	11.9	165
170	37.9	43.8	45.4	35.6	27.7	22.9	18	13.9	11.4	170
175	26.3	41.3	43	34.8	26.9	22.1	17.3	13.4	11	175
180		39	40.6	33.9	26.2	21.3	16.7	13	10.6	180
185		36.7	38.3	33.1	25.5	20.6	16	12.5	10.3	185
190		34.6	36.2	32.3	24.9	20	15.4	12.1	9.9	190
195		29.3	34.2	31.6	24.3	19.4	14.7	11.7	9.5	195
200			32.4	30.8	23.6	18.9	14.2	11.2	9.1	200
205			30.6	30.1	23	18.4	13.6	10.7	8.7	205
210			28.8	29.3	22.4	17.9	13.2	10.2	8.3	210
215			25.1	28.2	21.8	17.4	12.9	9.7	8	215
220				26.8	21.2	16.9	12.5	9.4	7.6	220
225				25.3	20.6	16.4	12.1	9	7.2	225
230				23.8	20.1	15.9	11.8	8.7	6.9	230
235				21.1	19.6	15.4	11.4	8.4	6.6	235
240				17.2	19.2	15	11.1	8.2	6.3	240
245					18.9	14.5	10.7	7.9	6	245
250					18.5	14.1	10.4	7.6	5.7	250
255					17.6	13.7	10.1	7.4	5.5	255
260					14.7	13.4	9.8	7.1	5.2	260
265						13.2	9.5	6.8	4.9	265
270						13	9.2	6.6	4.7	270
275						12.7	8.9	6.3	4.4	275
280						11.6	8.7	6.1	4.2	280
285						9.5	8.6	5.9	4	285
290							8.4	5.7	3.8	290
295							8.3	5.4	3.6	295
300							8.1	5.3	3.4	300
305							7.2	5.2	3.2	305
310								5.1	3	310
315								4.9	2.8	315
320								4.8	2.7	320

\* adapter · pièce d'adaptateur  
\*\* optional · en option

# Lifting capacities Forces de levage



**TY3NZF**



ft	155 ft + 7 ft*									ft
	20 ft**	46 ft	69 ft	92 ft	115 ft	138 ft	161 ft	184 ft	207 ft	
38	159									38
40	158									40
45	150									45
50	143	87								50
55	135	85.5								55
60	129	83								60
65	122	80.5	65							65
70	117	78	63	47.7						70
75	112	76	61	46.8						75
80	107	74	59.3	45.3						80
85	103	72	57.6	43.9	34.7					85
90	99	70	56	42.5	33.6					90
95	95.5	68.5	54.5	41.3	32.6	26.2				95
100	92	67	53	40.1	31.5	25.9				100
105	89	65.5	51.7	39	30.6	25				105
110	86	64.5	50.4	38	29.7	24.2				110
115	83	63	49.3	37	28.8	23.5	17.9			115
120	79.5	62	48.2	36	28	22.7	17.6			120
125	74.5	61	47.2	35.1	27.2	22	17			125
130	69.5	59.8	46.3	34.3	26.5	21.4	16.4	12.5		130
135	65	58.8	45.3	33.6	25.8	20.7	15.8	12.2		135
140	61	58	44.4	32.9	25.1	20.2	15.2	11.7	9.4	140
145	57.3	57.4	43.5	32.1	24.5	19.6	14.6	11.3	9.4	145
150	53.8	56.4	42.7	31.4	23.9	19	14.1	10.8	9	150
155	50.5	54.1	42	30.7	23.3	18.4	13.6	10.4	8.6	155
160	47.4	51.3	41.3	30.1	22.8	17.9	13.2	10	8.3	160
165		48.3	40.8	29.4	22.3	17.4	12.8	9.6	7.9	165
170		45.5	40.3	28.8	21.8	17	12.4	9.3	7.6	170
175		42.8	39.9	28.2	21.3	16.6	12	9	7.2	175
180		40.3	39.4	27.7	20.8	16.2	11.7	8.7	6.9	180
185			38.9	27.4	20.3	15.8	11.4	8.4	6.7	185
190			38.3	27	19.9	15.4	11.1	8.1	6.3	190
195			36.2	26.7	19.5	15	10.8	7.8	6.1	195
200			34.1	26.4	19.2	14.7	10.5	7.6	5.8	200
205			32.1	26	18.9	14.3	10.3	7.4	5.6	205
210				25.7	18.6	14	10	7.1	5.3	210
215				25.4	18.4	13.7	9.8	6.9	5.1	215
220				25.2	18.1	13.4	9.5	6.7	4.9	220
225				25	17.9	13.2	9.3	6.5	4.7	225
230					17.6	13	9.1	6.3	4.5	230
235					17.4	12.8	8.9	6.1	4.3	235
240					17.2	12.7	8.7	5.9	4.1	240
245					17.1	12.5	8.5	5.7	3.9	245
250					17.1	12.3	8.4	5.6	3.7	250
255					17.1	12.1	8.3	5.4	3.6	255
260						12	8.1	5.2	3.4	260
265						11.8	8	5.1		265
270						11.7	7.9	5		270
275						11.7	7.8	4.9		275
280							7.6	4.8		280
285							7.5	4.7		285
290							7.4	4.6		290
295							7.4	4.5		295
300							7.4	4.4		300
305								4.3		305
310								4.2		310
315								4.2		315
320								4.2		320

\* adapter · pièce d'adaptateur

\*\* optional · en option

# Lifting capacities Forces de levage



**TY3NZF**


ft	155 ft + 7 ft*							ft
	20 ft**	46 ft	69 ft	92 ft	115 ft	138 ft	161 ft	
38	95							38
40	95							40
45	91.5							45
50	89							50
55	86.5							55
60	84	64						60
65	82	62.5						65
70	80	61.5						70
75	78	60.5	39.6					75
80	76	59.7	39.4					80
85	74.5	58.8	38.6					85
90	73	58	37.9					90
95	71.5	57.3	37.1	26.2				95
100	70.5	56.5	36.5	26				100
105	69	55.9	35.8	25.5				105
110	68	55.4	35.3	24.9				110
115	67	54.9	34.7	24.4	18			115
120	66	54.5	34.2	24	17.8			120
125	65.5	54.1	33.8	23.5	17.4			125
130	65	53.7	33.4	23.1	17			130
135	64	53.3	33.1	22.7	16.6	12.6		135
140		53	32.8	22.4	16.2	12.5		140
145		52.8	32.5	22	15.9	12.2		145
150		52.8	32.2	21.8	15.6	11.9		150
155			32	21.5	15.3	11.6	8	155
160			31.7	21.3	15	11.4	7.9	160
165			31.6	21.1	14.7	11.1	7.7	165
170			31.5	20.9	14.5	10.9	7.5	170
175			31.5	20.7	14.4	10.7	7.3	175
180				20.5	14.2	10.5	7.1	180
185				20.4	14	10.4	7	185
190				20.3	13.9	10.2	6.8	190
195				20.3	13.7	10.1	6.6	195
200					13.6	10	6.5	200
205					13.5	9.9	6.3	205
210					13.4	9.8	6.2	210
215					13.4	9.7	6.1	215
220					13.4	9.6	6	220
225						9.5	6	225
230						9.4	5.9	230
235						9.4	5.8	235
240						9.4	5.7	240
245							5.6	245
250							5.6	250
255							5.5	255
260							5.5	260
265							5.5	265

\* adapter · pièce d'adaptateur  
\*\* optional · en option

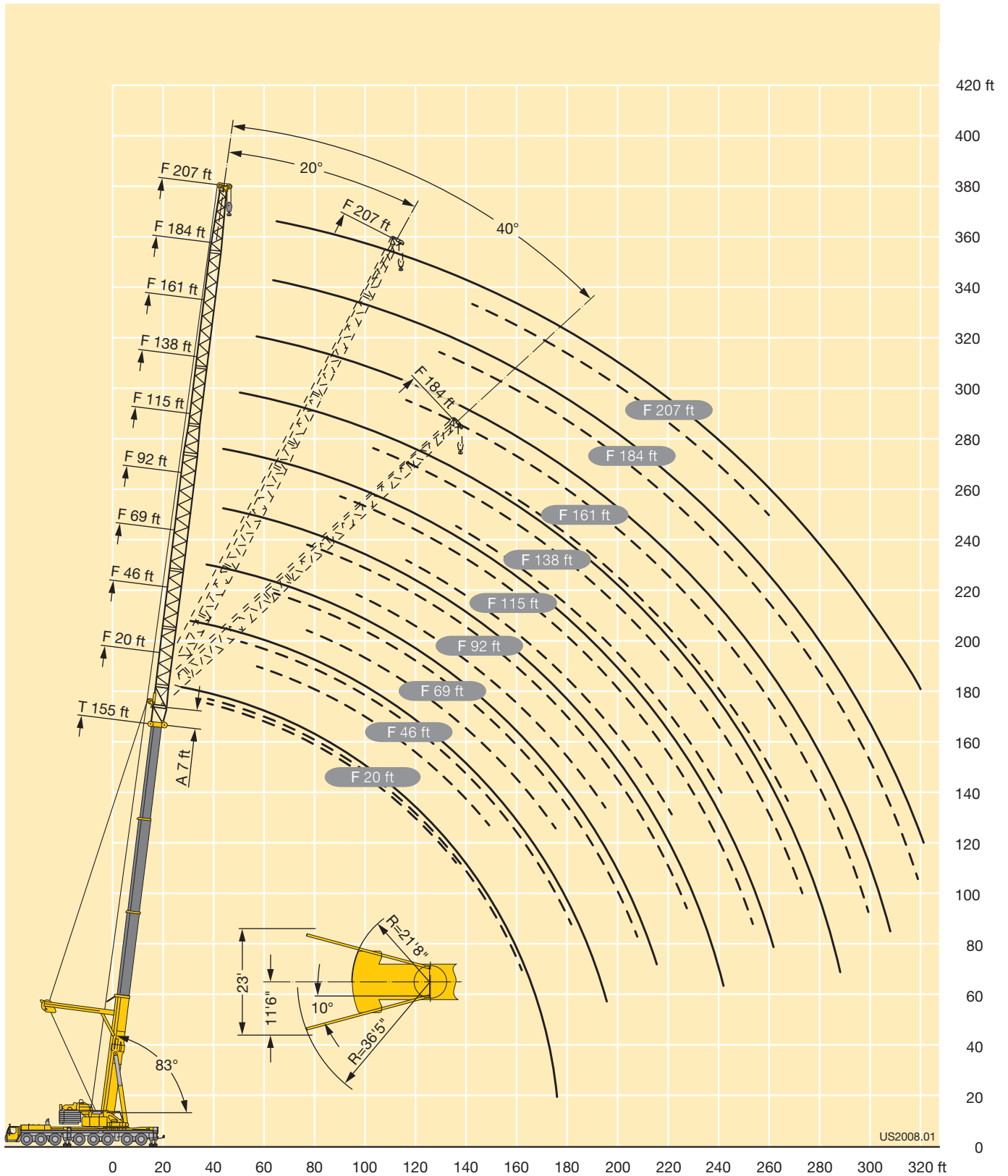
TAB 221568

O

# Lifting heights Hauteurs de levage



**TY3NZF**



US2008.01



# Lifting capacities Forces de levage



**TY3ENZF**



ft	155 ft + 7 ft*																		ft
	20 ft**			46 ft			69 ft			92 ft			115 ft			138 ft			
	0°	20°	40°	0°	20°	40°	0°	20°	40°	0°	20°	40°	0°	20°	40°	0°	20°	40°	
32	252																		32
34	248																		34
36	241																		36
38	234	158		184															38
40	227	157		183															40
45	207	149	103	174			121			92									45
50	190	142	101	166	112		116			88			69						50
55	176	136	98.5	159	110		110			84			67.5			53.1			55
60	163	130	96	152	107		105			80			64			52.6			60
65	152	125	94	144	104	82	101	69.5		76			61.5			50.3			65
70	143	120	92	136	101	81	96.5	67.5		73			58.6			48.3			70
75	134	115	90.5	128	98.5	79.5	92.5	65.5		70	48.8		56.1			46.3			75
80	126	111	88.5	121	96	78.5	88.5	63.5		67	48.4		53.9			44.4			80
85	118	107	87	114	94	77	85.5	62	48.4	64	46.9		51.8			42.7			85
90	111	104	86	108	92	76	82.5	60	47.6	62	45.5		49.6	35.2		41.1			90
95	105	101	84.5	103	90	74.5	79.5	58.5	46.9	60	44.1		47.8	34.4		39.5			95
100	98.5	97.5	83.5	97	88	73.5	76.5	57.1	46.2	57.8	42.9	31.8	46.1	33.3		37.9	27.2		100
105	93	93.5	82.5	92	86.5	72.5	74	55.8	45.6	55.7	41.7	31.8	44.6	32.3		36.5	27.2		105
110	87.5	88.5	81.5	87	85	71.5	71.5	54.4	44.9	53.6	40.5	31.3	43	31.4		35.3	26.2		110
115	82	83.5	81	82.5	82.5	70.5	69	53.1	44.4	51.8	39.5	30.8	41.5	30.5	23.4	34.2	25.4		115
120	76.5	78	78.5	78.5	79.5	70	66.5	52	43.9	50.2	38.6	30.3	40	29.6	23.2	33	24.7		120
125	71.5	73	74	74.5	76	69	64	51	43.4	48.6	37.7	29.8	38.6	28.8	22.8	31.8	23.9		125
130	67	68.5	69	69.5	72	68.5	62	50	43	46.9	36.7	29.4	37.4	28.1	22.4	30.7	23.3		130
135	62.5	64	64.5	65.5	68.5	68	60.5	49	42.6	45.3	35.9	29.1	36.3	27.4	22	29.6	22.6	16.2	135
140	58.8	59.8		61.5	64.5	66	58.7	48	42.3	43.8	35.1	28.7	35.2	26.7	21.6	28.7	21.9	16	140
145	55	56		57.7	60.5	62	56.9	47.2	41.9	42.5	34.4	28.3	34	26	21.2	27.9	21.3	15.7	145
150	51.6	52.5		54.3	56.8	58.4	55.2	46.5	41.7	41.4	33.6	28	32.9	25.4	20.9	27	20.8	15.4	150
155	48.4	49.2		51.1	53.4		52.7	45.7	41.5	40.2	32.9	27.7	31.9	24.8	20.6	26.2	20.2	15.1	155
160	44.5	45.5		48.1	50.2		49.9	45	41.4	39	32.3	27.5	30.9	24.2	20.3	25.3	19.7	14.8	160
165	39.4			45.3	47.2		47	44.3	41.3	37.8	31.7	27.2	30.1	23.7	20	24.5	19.2	14.5	165
170	33.2			42.6	44.3		44.4	43.8	41.1	36.5	31.2	27	29.2	23.2	19.7	23.8	18.7	14.3	170
175	22.5			40.1	41.7		41.9	43.3	41.1	35.6	30.6	26.9	28.3	22.7	19.5	23.1	18.2	14	175
180				37.5	39.2		39.5	41.9		34.8	30.1	26.7	27.4	22.2	19.3	22.4	17.8	13.8	180
185				34.5			37.3	39.7		33.9	29.6	26.6	26.5	21.8	19.1	21.7	17.4	13.6	185
190				30.4			35.1	37.4		33.1	29.2	26.5	25.8	21.4	18.9	21	16.9	13.4	190
195				25.4			33.2	35.2		32.3	28.8	26.5	25.1	21	18.7	20.3	16.5	13.2	195
200							31.2	33.1		31.4	28.5		24.5	20.6	18.6	19.7	16.1	13	200
205							28.8	31.1		30.4	28.1		23.9	20.2	18.5	19	15.8	12.9	205
210							25.6			29	27.8		23.3	19.9	18.4	18.5	15.5	12.7	210
215							21.8			27.4	27.5		22.6	19.7	18.4	18	15.2	12.6	215
220										25.8	27.1		22	19.4	18.4	17.5	14.8	12.5	220
225										23.9	26.2		21.4	19.1		17.1	14.5	12.4	225
230										21.3			21	18.9		16.6	14.3	12.3	230
235										18.3			20.6	18.6		16.1	14	12.2	235
240										14.7			20.1	18.5		15.6	13.8	12.2	240
245													19.3	18.4		15.2	13.6		245
250													17.7	18.3		14.8	13.4		250
255													15.3	18.2		14.5	13.1		255
260													12.4			14.1	13		260
265																13.8	12.9		265
270																13.3	12.8		270
275																12.2	12.7		275
280																10.3			280

\* adapter · pièce d'adaptateur  
\*\* optional · en option

TAB 223294 / 223296 / 223298

P



# Lifting capacities Forces de levage



**TY3ENZF**



ft	155 ft + 7 ft*								ft
	161 ft			184 ft		207 ft			
	0°	20°	40°	0°	20°	0°	20°		
55	41.9							55	
60	41.6							60	
65	39.9			31.7		26.9		65	
70	38.3			30.6		26.1		70	
75	36.8			29.4		25.2		75	
80	35.4			28.3		24.2		80	
85	34.0			27.2		23.3		85	
90	32.7			26.1		22.5		90	
95	31.5			25.1		21.7		95	
100	30.4			24.2		20.8		100	
105	29.2			23.3		20.0		105	
110	28.1			22.4		19.3		110	
115	27.1	19.8		21.5		18.6		115	
120	26.2	19.5		20.7		17.9		120	
125	25.3	18.8		19.9		17.2		125	
130	24.5	18.2		19.2	14.0	16.6		130	
135	23.6	17.6		18.6	13.7	16.0		135	
140	22.8	17.1		17.9	13.2	15.4	9.9	140	
145	21.9	16.5		17.3	12.7	14.9	9.9	145	
150	21.2	16.1		16.6	12.2	14.3	9.5	150	
155	20.6	15.6	11.0	15.9	11.8	13.8	9.2	155	
160	20.0	15.1	10.9	15.4	11.4	13.2	8.9	160	
165	19.3	14.7	10.7	14.9	11.0	12.7	8.5	165	
170	18.7	14.2	10.4	14.4	10.7	12.2	8.2	170	
175	18.1	13.8	10.2	13.9	10.3	11.7	8.0	175	
180	17.5	13.4	10.1	13.4	10.0	11.3	7.7	180	
185	16.9	13.0	9.9	12.9	9.7	10.9	7.4	185	
190	16.4	12.7	9.7	12.4	9.5	10.5	7.1	190	
195	15.9	12.3	9.5	11.9	9.2	10.1	6.9	195	
200	15.4	12.0	9.4	11.5	8.9	9.7	6.6	200	
205	14.9	11.7	9.2	11.1	8.6	9.3	6.4	205	
210	14.4	11.4	9.1	10.8	8.4	8.9	6.2	210	
215	13.9	11.0	9.0	10.4	8.2	8.6	5.9	215	
220	13.4	10.8	8.9	10.0	7.9	8.2	5.7	220	
225	12.9	10.6	8.7	9.7	7.7	7.9	5.5	225	
230	12.5	10.4	8.7	9.3	7.5	7.7	5.3	230	
235	12.2	10.1	8.5	9.0	7.3	7.4	5.1	235	
240	11.8	9.9	8.5	8.6	7.1	7.1	4.9	240	
245	11.4	9.7	8.4	8.3	6.9	6.7	4.7	245	
250	11.1	9.5	8.4	8.1	6.8	6.4	4.5	250	
255	10.7	9.4	8.3	7.9	6.6	6.1	4.3	255	
260	10.4	9.2	8.3	7.6	6.4	5.9	4.2	260	
265	10.0	9.1	8.3	7.4	6.3	5.7	4.0	265	
270	9.8	9.0		7.1	6.1	5.4	3.9	270	
275	9.6	8.8		6.9	6.0	5.2	3.7	275	
280	9.4	8.7		6.7	5.9	5.0	3.6	280	
285	9.2	8.6		6.4	5.8	4.8	3.4	285	
290	8.9	8.6		6.3	5.6	4.6	3.3	290	
295	8.7	8.5		6.1	5.5	4.4	3.2	295	
300	7.9	8.5		5.9	5.4	4.2	3.1	300	
305	6.3			5.8	5.4	4.0	3.0	305	
310				5.6	5.3	3.8	2.9	310	
315				5.4	5.3	3.6		315	
320				5.3	5.3	3.5		320	
325						3.3		325	

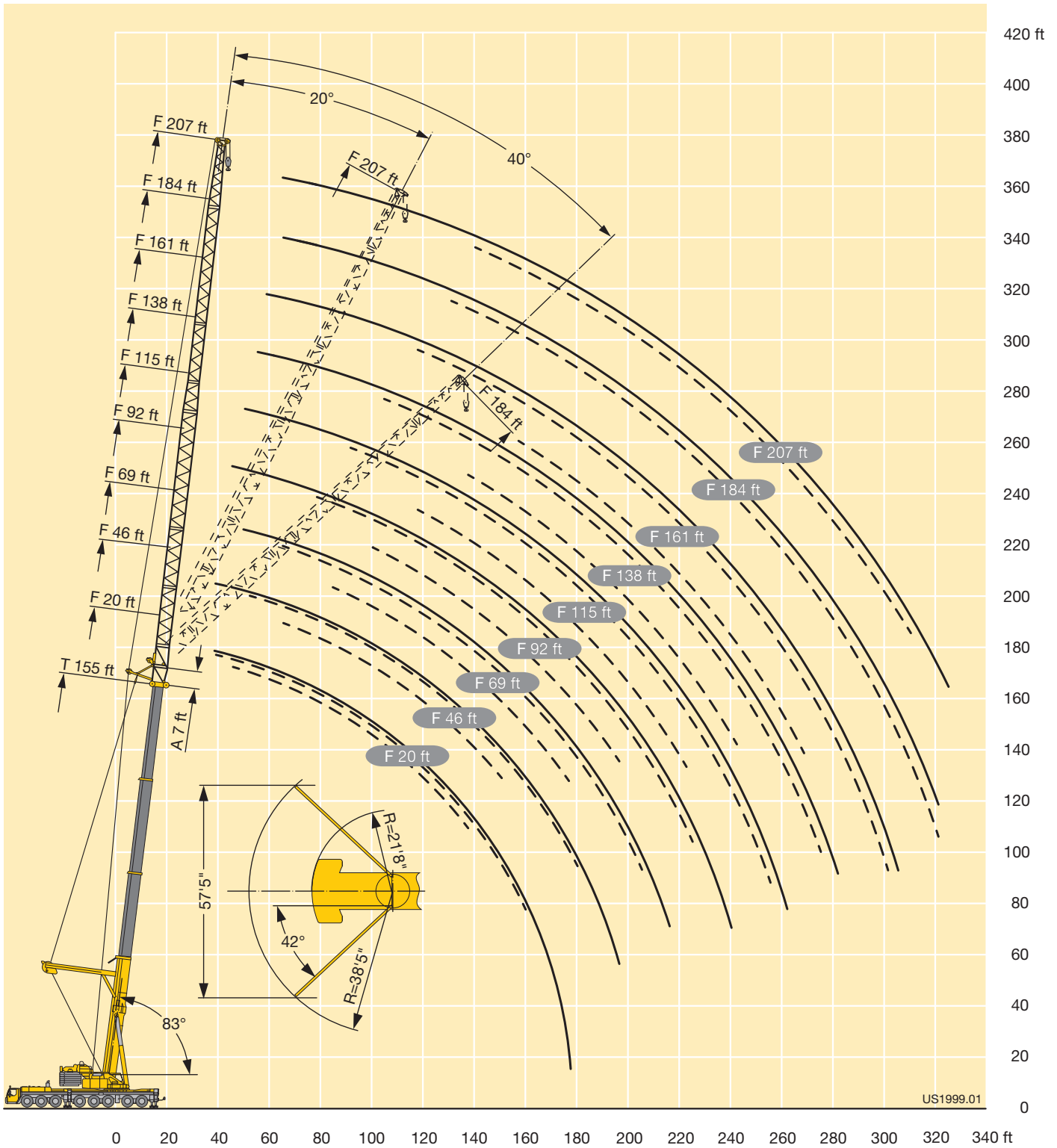
\* adapter · pièce d'adaptateur

TAB 223294 / 223296 / 223298

**Lifting heights**  
**Hauteurs de levage**



**TY3ENZF**






A

# Boom/jib combinations Configurations de flèche



- T** Telescopic boom · Flèche télescopique
- Y3** Y-shaped guying system · Haubanage Y
- F** Fixed lattice jib · Fléchette treillis fixe
- NZF** Hydraulically adjustable lattice jib · Fléchette treillis à bras réglable hydrauliquement
- N** Luffing fly jib · Fléchette treillis à volée variable
- E** Eccentric · Axe excentrique
- S** Spacer · Haubanage



**T**                      **TY3**                      **TF**                      **TF**                      **TY3F**                      **TY3F**  
**TNZF**                      **TNZF**                      **TY3NZF**                      **TY3NZF**

**B**                      **C**                      **D / N**                      **D / N**                      **F / O**                      **F / O**

**Boom/jib combinations**  
**Configurations de flèche**



A



**TY3EF**  
**TY3ENZF**

**TY3EF**  
**TY3ENZF**

**TN**

**TY3N**

**TY3SN**

G/P

G/P

I

K

M

S2708.02

# Lifting capacities Forces de levage



T

B

53-276 ft

360°

363800 lbs
297600 lbs
231500 lbs

85%

ft	ft														ft		
	53	70	87	104	121	138	155	172	189	206	223	241	258	276			
9	578	578													9		
10	1081	578													10		
11	947	578	578												11		
12	830	578	578												12		
13	729	578	578	547											13		
14	642	578	574	537											14		
15	577	577	567	525											15		
16	575	575	549	511	403										16		
17	562	562	531	497	397										17		
18	542	542	513	483	387	320									18		
20	503	503	478	456	367	317									20		
22	471	471	446	432	351	301	255								22		
24	441	441	417	407	337	286	249								24		
26	414	414	391	382	322	273	238	204							26		
28	391	391	368	361	307	261	228	197	161						28		
30	369	369	346	341	293	249	219	190	160						30		
32	350	350	327	324	279	239	210	182	155	132					32		
34	331	331	310	308	267	229	202	176	150	129					34		
36	313	313	294	292	256	219	195	169	146	126					36		
38	294	294	278	277	244	210	187	163	141	122	103	90.6			38		
40	277	277	263	262	233	201	180	157	137	118	102	89.9			40		
45	243	243	232	231	209	179	163	143	127	110	95.5	84.4	73.3		45		
50			206	205	193	164	147	131	118	103	89.4	79.4	70.2	60.4	46.1	50	
55			185	184	179	152	133	120	109	96.4	83.8	74.8	66.4	59	44.9	55	
60			163	165	166	140	119	109	100	90.3	78.5	70.5	62.9	56.3	42.5	60	
65			127	150	151	130	110	100	92.8	84.9	73.8	66.5	59.4	53.7	40.4	65	
70				136	138	120	102	91.7	85.8	79.5	69.5	62.9	56.2	51	38	70	
75				124	125	111	94.5	85	79.3	74.3	65.3	59.5	53.3	48.4	35.9	75	
80					115	103	87.3	79.8	73.1	69.2	61.3	56.3	50.5	46	33.8	80	
85					105	94.3	80.4	75	67.3	64	57.3	53.4	47.9	43.7	31.9	85	
90					97	89	75.8	70.6	63.3	60.3	54	50.6	45.4	41.7	30.2	90	
95					83.3	83.4	71.4	66.4	59.7	56.9	51	47.7	42.9	39.7	28.5	95	
100						77.5	67.3	62.4	56.2	53.7	48.1	44.8	40.4	37.8	26.8	100	
105						71.4	63.4	58.7	53	50.7	45.3	42	38.2	35.9	25	105	
110						65.4	59.7	55.1	49.9	47.9	42.7	39.3	36.2	33.7	23.1	110	
115							56.2	51.7	47	45.3	40	36.9	34.3	31.8	21.4	115	
120							52.8	48.4	44.2	42.7	37.3	34.8	32.4	30	19.8	120	
125							49.4	45.2	41.5	40.2	34.6	33	30.6	28.4	18.4	125	
130							44.1	42.1	39	37.9	32	31.3	28.9	26.9	17.1	130	
135								39.2	36.5	35.6	30	29.6	27.3	25.4	15.8	135	
140									36.3	34	33.4	28.2	27.9	25.7	14.6	140	
145									22.3	31.7	31.3	26.6	26	24.1	22.6	13.4	145
150									20.6	29.4	29.2	24.9	24.3	22.6	21.3	12.3	150
155										27.2	27.2	23.4	22.6	21.1	20	11.2	155
160										20.4	25.3	21.9	20.9	20	18.8	10.1	160
165											23.3	20.4	19.4	19	17.6	9.1	165
170											21.5	19	18.3	18	16.9	8.5	170
175											19.6	17.6	17.2	17	16.1	7.9	175
180											12.4	16.3	16.1	16	15.4	7.4	180
185												15	15.1	15	14.7	6.8	185
190												13.7	14.1	14.1	14	6.3	190
195												12.3	13.1	13.2	13.2	5.8	195
200													12.2	12.3	12.4	5.3	200
205													11.3	11.4	11.7	4.8	205
210													7.7	10.6	10.9		210
215													7.1	9.8	10.2		215
220														8.9	9.5		220
225														8.2	8.8		225
230															8.1		230
235															7.4		235
240															6.8		240

\* over rear lifting capacities above 577600 lbs only with special equipment  
en arriere forces de levage plus de 577600 lbs seulement avec équipement supplémentaire

TAB 231003 / 231005 / 231006 / 231008 / 231558 / 231001

# Lifting capacities Forces de levage



T

B

53-276 ft T 360° 198400 lbs 85%

ft	53 ft	70 ft	87 ft	104 ft	121 ft	138 ft	155 ft	172 ft	189 ft	206 ft	223 ft	241 ft	258 ft	276 ft	ft
9	578														9
10	578														10
11	578	578													11
12	578	578													12
13	578	578	547												13
14	566	563	537												14
15	550	545	525												15
16	527	522	511	403											16
17	506	502	495	397											17
18	487	482	478	387	320										18
20	449	444	443	367	317										20
22	416	411	410	351	301	255									22
24	385	380	379	337	286	249									24
26	357	351	351	322	273	238	204								26
28	333	328	327	307	261	228	197	161							28
30	311	305	305	293	249	219	190	160							30
32	291	285	285	279	239	210	182	155	132						32
34	274	268	267	265	229	202	176	150	129						34
36	258	251	251	250	219	195	169	146	126						36
38	241	235	234	235	210	187	163	141	122	103	90.5				38
40	227	220	219	221	201	180	157	137	118	102	90				40
45	196	189	189	191	179	163	143	127	110	95.5	84.5	73.5			45
50		165	164	166	160	147	131	118	103	89.5	79.5	70	60.5	46.1	50
55		144	143	145	141	133	120	109	96.5	84	75	66.5	59	44.9	55
60		129	125	127	124	119	109	100	90.5	78.5	70.5	63	56.4	42.6	60
65		121	111	113	109	108	100	93	85	74	66.5	59.4	53.7	40.4	65
70			98.5	100	96.5	97.5	91.5	86	79.5	69.5	63	56.2	51	38.1	70
75			88	89.5	85.5	88.5	84	79.5	74.5	65.5	59.5	53.3	48.4	35.9	75
80				80	76	80	77	73	69	61.5	56.3	50.5	46	33.8	80
85				71.5	67.5	72	68.5	67.5	64	57.3	53.4	47.9	43.7	31.9	85
90				64.5	60.5	65	61.5	63	60.5	54.1	50.6	45.4	41.7	30.2	90
95				58.4	54.2	58.3	55.1	57.3	56.9	51	47.7	42.9	39.7	28.5	95
100					48.5	52.5	49.3	51.5	53.3	48.1	44.8	40.4	37.8	26.8	100
105					43.4	47.3	44	46.2	48.8	45.3	42	38.2	35.9	25	105
110					39.7	42.8	39.4	41.6	44.2	42.7	39.3	36.2	33.7	23.1	110
115						38.5	35.2	37.4	39.9	40	36.9	34.3	31.8	21.4	115
120						34.4	31.8	33.6	36	37.1	34.9	32.4	30	19.8	120
125						30.7	29.7	30.5	32.4	33.8	33	30.6	28.4	18.4	125
130						28.5	27.8	28.9	29.1	30.5	31.3	28.9	26.9	17.1	130
135							25.9	27.4	26.4	27.5	29.3	27.3	25.4	15.8	135
140								24.1	25.9	24.3	24.6	27	25.7	24	140
145								22.3	24.5	22.7	22	24.3	24.1	22.6	145
150								20.6	23.1	21.1	20.4	21.8	22.6	21.3	150
155									21.7	19.6	19.3	19.4	20.9	20	155
160									20.4	18.1	18.3	17.2	18.9	18.8	160
165										16.6	17.4	15	16.9	17.6	165
170										15.2	16.5	13.1	15.4	16.7	170
175										13.8	15.6	12.2	14.5	14.8	175
180										12.4	14.8	11.5	13.8	12.9	180
185											13.9	10.9	13.1	11.1	185
190											13.1	10.2	12.4	10	190
195											12.3	9.6	11.5	9	195
200												8.9	10.6	8	200
205												8.3	9.6	7.1	205
210												7.7	8.8	6.2	210
215												7.1	7.9	5.4	215
220													7.2	4.6	220
225													6.3		225

TAB 231009

# Lifting capacities Forces de levage



T

B

53-276 ft T 360° 165300 lbs 85%

ft	53 ft	70 ft	87 ft	104 ft	121 ft	138 ft	155 ft	172 ft	189 ft	206 ft	223 ft	241 ft	258 ft	276 ft	ft
9	578														9
10	578														10
11	578	578													11
12	578	578													12
13	578	578	547												13
14	561	559	537												14
15	542	537	525												15
16	520	515	511	403											16
17	499	494	493	397											17
18	479	474	473	387	320										18
20	440	435	434	367	317										20
22	405	400	399	351	301	255									22
24	374	368	368	337	286	249									24
26	346	341	340	322	273	238	204								26
28	322	316	316	307	261	228	197	161							28
30	300	293	293	291	249	219	190	160							30
32	279	273	272	273	239	210	182	155	132						32
34	261	255	254	256	229	202	176	150	129						34
36	245	239	238	240	219	195	169	146	126						36
38	229	222	222	223	210	187	163	141	122	103	90.5				38
40	214	207	207	208	200	180	157	137	118	102	90				40
45	184	177	176	178	173	163	143	127	110	95.5	84.5	73.5			45
50		153	152	154	150	146	131	118	103	89.5	79.5	70	60.5	46.1	50
55		137	132	133	130	128	120	109	96.5	84	75	66.5	59	44.9	55
60		128	114	116	112	112	109	100	90.5	78.5	70.5	63	56.4	42.6	60
65		116	100	102	98	102	95.5	93	85	74	66.5	59.4	53.7	40.4	65
70			88.5	90	86	90.5	84.5	84	79.5	69.5	63	56.2	51	38.1	70
75			79.5	80	76	80	74.5	75.5	74	65.5	59.5	53.3	48.4	35.9	75
80				70.5	67	71.5	66	67	68.5	61.5	56.3	50.5	46	33.8	80
85				62	58.5	63.5	58.6	59.7	61.5	57.3	53.4	47.9	43.7	31.9	85
90				54.7	51.1	56.2	52.1	53.4	55.1	54.1	50.6	45.4	41.7	30.2	90
95				49.7	46.6	49.6	46.3	47.7	49.5	49.8	47.7	42.9	39.7	28.5	95
100					43.9	43.7	41.4	42.6	44.5	45.1	44.8	40.4	37.8	26.8	100
105					41.5	38.4	38.1	37.9	39.9	40.6	42	38.2	35.9	25	105
110					39.3	35.4	35.9	35.5	35.9	36.6	38.4	36.2	33.7	23.1	110
115						33.3	33.8	33.6	33.3	33	34.9	34.3	31.8	21.4	115
120							31.6	31.7	32	31.4	29.6	31.6	32.2	30	120
125							29.9	29.7	30.5	29.5	26.6	28.5	29.9	28.4	125
130							28.3	27.8	28.9	27.7	24.9	25.7	27.1	26.9	130
135								25.9	27.4	26	23.6	23.2	24.7	25.4	135
140								24.1	25.9	24.3	22.4	20.8	22.7	23.7	140
145								22.3	24.5	22.7	21.3	18.8	21.3	21.6	145
150								20.6	23.1	21.1	20.3	17.5	19.9	19.5	150
155									21.7	19.1	19.3	16.2	18.6	17.6	155
160									20.4	17.2	18.3	14.9	17.3	15.7	160
165										15.4	17.4	13.7	16.1	13.7	165
170										14	16.5	13	15.3	11.6	170
175										12.8	15.6	12.2	13.7	10.3	175
180										11.7	14.8	11.5	12	9.1	180
185											13.9	10.9	10.6	8	185
190											13.1	10.2	9.5	6.8	190
195											12.3	9.6	8.2	5.7	195
200												8.9	7.1		200
205												8	5.9		205
210												7			210
215												6.1			215

TAB 231010

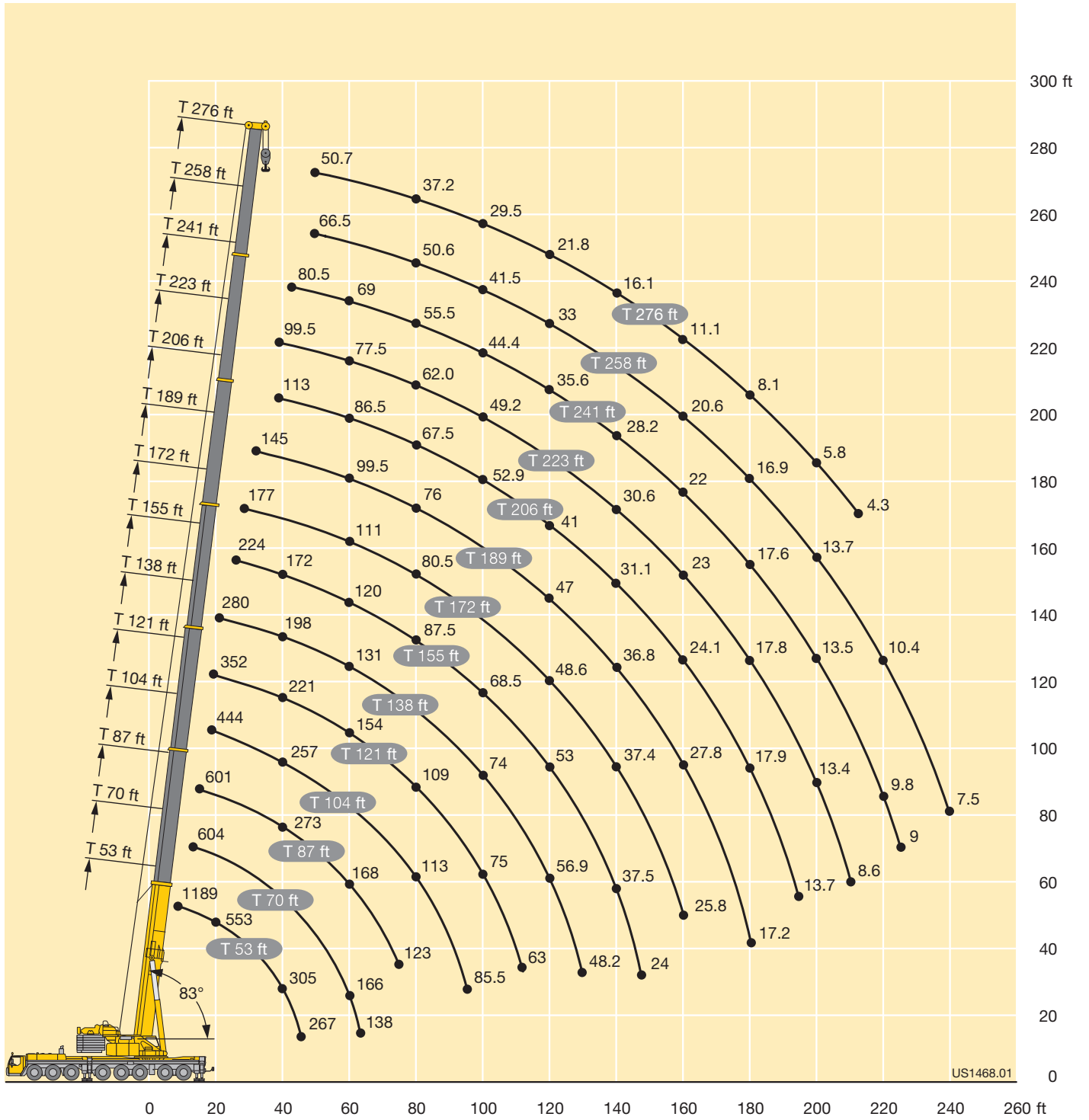


# Lifting heights Hauteurs de levage



T

B





# Lifting capacities Forces de levage



**TY3**



ft	104 ft	121 ft	138 ft	155 ft	172 ft	189 ft	206 ft	223 ft	241 ft	258 ft	276 ft	ft
16	453											16
17	451											17
18	447	372										18
20	439	371										20
22	431	363	285									22
24	421	356	282									24
26	409	349	276	270								26
28	389	341	270	265	248							28
30	368	333	265	260	247							30
32	348	322	260	254	242	212						32
34	331	310	255	249	237	210						34
36	316	298	250	245	233	207						36
38	300	286	246	240	228	204	179					38
40	286	274	241	235	224	200	178					40
45	256	245	231	225	213	191	172	154	136			45
50	229	229	214	215	203	182	166	150	133	114	97	50
55	209	213	196	201	190	174	160	144	129	112	96	55
60	194	194	182	185	176	167	153	139	125	109	93	60
65	180	180	176	171	167	160	147	134	121	105	90	65
70	165	166	163	162	156	152	141	129	117	102	86.5	70
75	151	152	152	152	146	144	134	124	113	99	84	75
80	139	141	143	140	138	135	128	118	109	96	81	80
85	128	133	132	129	131	126	122	112	105	93	78	85
90	118	123	122	123	122	117	116	107	101	90.5	75.5	90
95	102	115	114	116	113	110	110	103	96.5	87.5	73	95
100		107	106	109	105	105	103	98.5	92	85	70.5	100
105		99.5	98.5	102	98	100	96	95	87.5	82.5	68.5	105
110		91.5	92	95.5	91.5	94	90	90.5	82.5	79.5	66.5	110
115			86	89.5	86	88.5	84	85.5	77.5	77	64	115
120			80.5	84	80.5	83	78.5	80.5	72.5	73.5	62	120
125			75	79	75	78	73	75.5	68.5	69.5	59.8	125
130			63	74.5	70.5	73	68.5	71	64	65.5	58.1	130
135				70	66.5	69	64.5	66.5	60.5	61.5	56.4	135
140				65	62.5	65	60.5	62.5	56.6	58.1	54.7	140
145				57.7	58.6	61	56.6	59	52.9	54.8	52.9	145
150				40.1	55.2	57.7	53.2	55.5	49.4	51.7	50.9	150
155					52	54.5	50	52.3	46.2	48.6	48.2	155
160					46	51.5	46.9	49.3	43.2	45.6	45.6	160
165						48.7	44.1	46.4	40.3	42.7	43	165
170						46	41.4	43.7	37.7	40.1	40.5	170
175						41.4	38.9	41.2	35.2	37.5	38	175
180						33.6	36.5	38.9	32.8	35.2	35.7	180
185							34	36.6	30.6	32.9	33.4	185
190							30.8	34.5	28.4	30.8	31.3	190
195							24.8	32.5	26.2	28.8	29.3	195
200								30.6	24.1	26.6	27.3	200
205								27.9	22.1	24.5	25.5	205
210									20	22.4	23.8	210
215									18	20.6	22.1	215
220									15.8	18.8	20.5	220
225										17	19	225
230										15.2	17.6	230
235										13.4	16.2	235
240										11.3	14.9	240
245											13.5	245
250											11.8	250
255											9.6	255

TAB 233020

# Lifting capacities Forces de levage



**TY3**

104-276 ft



**85%**

**C**

ft	104 ft	121 ft	138 ft	155 ft	172 ft	189 ft	206 ft	223 ft	241 ft	258 ft	276 ft	ft
14	359											14
15	336											15
16	419											16
17	451											17
18	447	372										18
20	439	371										20
22	431	363	285									22
24	421	356	282									24
26	409	349	276	270								26
28	389	341	270	265	248							28
30	368	333	265	260	247							30
32	348	322	260	254	242	212						32
34	329	310	255	249	237	210						34
36	310	298	250	245	233	207						36
38	292	286	246	240	228	204	179					38
40	276	273	241	235	224	200	178					40
45	243	244	231	225	213	191	172	154	136			45
50	222	222	211	212	203	182	166	150	133	114	97	50
55	204	204	193	196	189	174	160	144	129	112	96	55
60	185	186	181	178	173	166	153	139	125	109	93	60
65	168	168	168	167	159	158	147	134	121	105	90	65
70	153	156	155	154	151	145	141	129	117	102	86.5	70
75	139	144	143	143	142	135	132	122	113	99	84	75
80	127	132	131	134	130	128	123	115	109	96	81	80
85	116	121	120	124	120	121	114	111	104	93	78	85
90	107	112	111	114	111	113	106	105	97	90.5	75.5	90
95	96.5	104	103	106	102	105	99	99	90	87.5	73	95
100		96	95	98.5	94.5	97.5	92	92.5	84	84	70.5	100
105		89.5	88.5	91.5	88	90.5	86	86.5	78	79	68.5	105
110		83	82.5	85.5	82	84.5	80	81	73	74	66.5	110
115			76.5	80	76.5	79	74.5	76.5	68	69	64	115
120			71.5	75	71	73.5	69	71.5	63.5	64.5	62	120
125			66.5	70	66.5	69	64	66.5	59.4	60.5	59.6	125
130			61	65.5	62	64.5	59.9	62.5	55.5	56.9	56	130
135				61.5	57.9	60.5	55.9	58.3	51.9	53.4	52.6	135
140				57.8	54.1	56.7	52.1	54.5	48.3	50	49.4	140
145				52.9	50.6	53.2	48.6	51	44.8	46.9	46.4	145
150				39.3	47.4	50	45.3	47.7	41.6	44	43.5	150
155					44.4	47	42.3	44.7	38.6	41	40.9	155
160					41.4	44.2	39.5	41.9	35.7	38.2	38.4	160
165						41.5	36.8	39.2	33	35.5	35.9	165
170						39.1	34.3	36.7	30.6	33	33.5	170
175						36.8	32	34.4	28.2	30.7	31.1	175
180						31.6	29.8	32.2	26	28.4	28.9	180
185							27.7	30.1	23.9	26.4	26.8	185
190							25.8	28.1	22	24.4	24.8	190
195							23.4	26.2	20.1	22.5	23	195
200								24.5	18.4	20.7	21.2	200
205								22.8	16.7	19	19.5	205
210									15.1	17.4	17.9	210
215									13.6	15.9	16.4	215
220									12.3	14.5	14.9	220
225										13.1	13.5	225
230										11.8	12.2	230
235										10.9	11.2	235
240										9.9	10.2	240
245											9.2	245
250											8.1	250
255											7	255

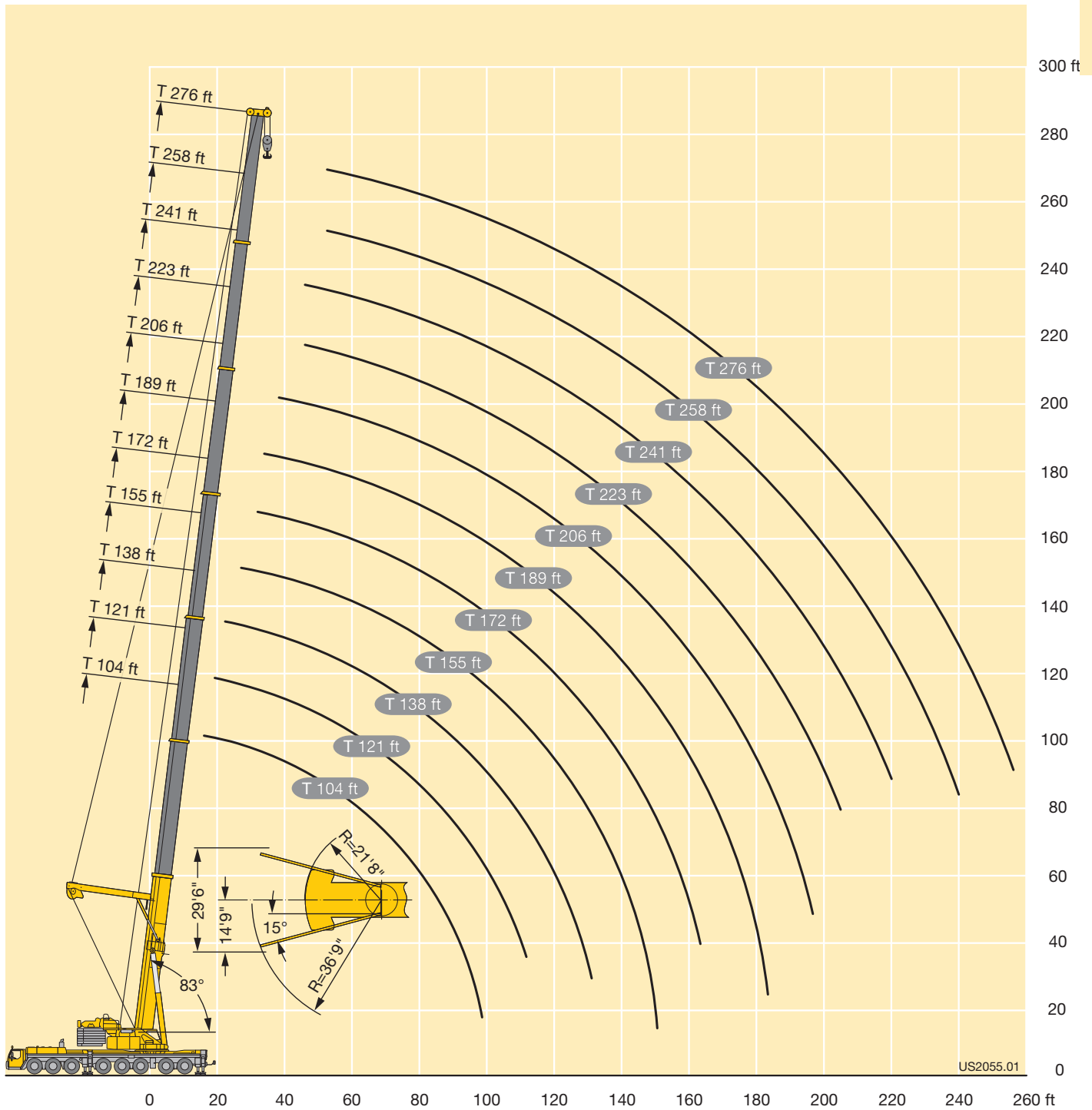
TAB 233021

# Lifting capacities Forces de levage



**TY3**

**C**



# Lifting capacities Forces de levage



53-258 ft  
 20-184 ft  
 360°  
 297600 lbs  
 85%

D

ft	53 ft + 7 ft*																		ft		
	20 ft**			46 ft			69 ft			92 ft			115 ft			138 ft		161 ft		184 ft	
	0°	20°	40°	0°	20°	40°	0°	20°	40°	0°	20°	40°	0°	20°	40°	0°	20°	0°		0°	
13	300																			13	
14	288																			14	
15	275																			15	
16	263				178															16	
17	252				174															17	
18	242	152			168			122												18	
20	222	150			156			121												20	
22	205	143			145			114			89.5									22	
24	190	136			135			107			87									24	
26	179	130	93.5		126			101			82			68						26	
28	169	124	91		117			95			78			65.5			54.2			28	
30	161	118	88.5		108			89.5			74			62			53.6			30	
32	153	114	86		102	71.5		84.5			70			59.3			51.2		41.3	32	
34	145	110	83.5		97	70		80			67			56.7			49.1		40.3	34	
36	139	106	81.5		93	67.5		75.5			63.5			54.2			47.1		38.7	36	
38	132	102	79.5		88.5	64.5		71.5			60.5			51.8			45.1		37.1	29.8	38
40	125	99	78		84.5	62		67.5			57.5			49.5			43.2		35.5	29.5	40
45	111	91	74		76	56.7	46.3	61	44.8		51.5			44.4			39.1		32.3	26.7	45
50	98	84	70.5		68.5	52.4	44	55.6	41.8		46.6			40			35.4		29.4	24.3	50
55	88.5	78	67.5		61.5	48.6	41.3	50.6	38.4		42.5	31.7		36.4			32.1		26.7	22.2	55
60	81	73.5			55.1	45.2	39	46.1	35.4		38.9	29.1		33.5			29.2		24.3	20.2	60
65	74.5	70			49.1	42.1	37.1	41.9	32.9	28.3	35.7	26.8		31	23.9		26.9		22.1	18.3	65
70	69.5	67			44.7	39.2	35.4	38	30.8	26.9	32.8	24.8		28.6	22.3		25.1		20.3	16.6	70
75					41.2	36.8	33.9	34.4	28.8	25.4	30	23		26.4	20.6		23.4	16.6	18.8	15.2	75
80					38.3	34.8	32.6	31	27	24	27.4	21.5	18.5	24.3	19		21.8	16.3	17.5	13.9	80
85					35.6	32.9	31.6	28.2	25.3	22.9	24.9	20.1	17.5	22.3	17.5		20.2	15.1	16.3	12.8	85
90					33.3	31.6		26.2	23.6	21.9	22.6	18.9	16.5	20.5	16.3		18.7	13.9	15.1	11.9	90
95					31.3	30.5		24.5	22.3	20.9	20.5	17.7	15.5	18.8	15.2		17.3	12.9	14.1	11	95
100								22.9	21.1	20	18.6	16.6	14.7	17.1	14.3	11.6	16	11.9	13.1	10.1	100
105								21.3	20	19.3	17.2	15.5	14	15.5	13.5	11	14.7	11.1	12.1	9.3	105
110								20	19.1	18.8	16.2	14.5	13.4	13.9	12.7	10.4	13.4	10.4	11.2	8.5	110
115								18.9	18.4		15.1	13.6	12.8	12.7	11.9	9.9	12.2	9.8	10.4	7.8	115
120								17.9			14.2	12.9	12.2	11.8	11.2	9.5	11.1	9.3	9.5		120
125											13.2	12.3	11.8	11.1	10.5	9	10	8.7	8.7		125
130											12.3	11.8	11.4	10.5	9.8	8.6	9.1	8.2	7.8		130
135											11.7	11.3		9.8	9.2	8.3	8.4	7.7	7		135
140											11.2	11		9.2	8.8	7.9	7.9	7.2			140
145														8.7	8.3	7.6	7.4	6.8			145
150														8.1	7.9	7.3	6.9	6.3			150
155														7.7	7.6	7.1	6.5	6			155
160														7.3	7.3		6.1	5.6			160
165														6.9			5.7				165
170														6.6			5.3				170
175																	5				175
180																		4.7			180
185																		4.4			185
190																		4.1			190

\* adapter · pièce d'adaptateur  
 \*\* optional · en option

TAB 231463 / 231464 / 231465

# Lifting capacities Forces de levage



TF

53-258 ft

20-184 ft

360°

297600 lbs

85%

ft	155 ft + 7 ft*																		ft			
	20 ft**			46 ft			69 ft			92 ft			115 ft			138 ft		161 ft		184 ft		
	0°	20°	40°	0°	20°	40°	0°	20°	40°	0°	20°	40°	0°	20°	40°	0°	20°	0°		0°		
28	166																				28	
30	165																					30
32	159																					32
34	153																					34
36	148																					36
38	143	127		106				78														38
40	139	126		105				77														40
45	129	120	86	99				72				55.9			43.8							45
50	120	114	84	93	61.5			68				53.3			41.7							50
55	111	107	82	88	60			64				50.2			39.2			31.3				55
60	103	101	79.5	83	57.3			60.5	41.4			47.4			37			29.5		24.4	19.1	60
65	95.5	94.5	78	78.5	54.8	42.5		57.2	39.5			44.9			35			27.9		23	17.9	65
70	89	88.5	76	74.5	52.6	41.5		54.2	37.8			42.5	29.4		33.2			26.4		21.7	16.8	70
75	83	83	74.5	71	50.4	40.3		51.5	36.2	27.3		40.3	28.7		31.5			25		20.5	15.8	75
80	77.5	77.5	73	68	48.5	39.3		49	34.7	27.1		38.2	27.4		29.9			23.8		19.4	14.9	80
85	72.5	72.5	71.5	65	46.7	38.3		46.9	33.2	26.3		36.3	26.2		28.3	20.2		22.6		18.4	14	85
90	68	68	67.5	61.5	45.2	37.3		45	31.9	25.5		34.8	25		27	19.3		21.4		17.5	13.2	90
95	63.5	63	63	58.2	43.8	36.5		43.2	30.7	24.9		33.3	24	16.9	25.7	18.4		20.4	14	16.6	12.4	95
100	59.1	58.7	58.8	54.8	42.4	35.7		41.5	29.6	24.2		32	22.9	16.7	24.6	17.5		19.4	13.8	15.7	11.7	100
105	54.8	54.4	54.7	51.5	41.2	35.1		39.9	28.6	23.5		30.7	22	16.2	23.6	16.7		18.5	13.2	14.8	11	105
110	50.6	50.3	50.8	48.5	40	34.4		38.4	27.7	22.9		29.5	21.1	15.7	22.7	16		17.7	12.6	14.1	10.3	110
115	46.5	46.4	47.1	45.6	38.8	33.8		36.8	26.8	22.4		28.4	20.3	15.3	21.7	15.3	10.8	16.9	12	13.4	9.7	115
120	42.6	42.9	43.8	42.7	37.7	33.3		35.3	26	21.9		27.3	19.6	14.8	20.9	14.6	10.7	16.2	11.5	12.7	9.1	120
125	39.1	39.9	40.9	39.8	36.6	32.7		33.7	25.2	21.5		26.3	18.9	14.4	20.1	14	10.4	15.5	11	12.1	8.6	125
130	36.5	37.2	38.2	36.9	35.6	32.2		32.3	24.4	21		25.2	18.3	14	19.3	13.4	10.1	14.9	10.5	11.5	8.1	130
135	34.1	34.7	35.6	34	34.2	31.7		30.8	23	20.6		24.1	17.7	13.6	18.6	13	9.8	14.3	10.1	11	7.6	135
140	31.9	32.2		31.4	32.5	31.3		29.4	23	20.3		23	17.1	13.3	17.8	12.6	9.5	13.7	9.7	10.5	7.1	140
145	29.7	29.9		29.1	30.5	30.8		28.1	22.3	19.9		22	16.5	13	17.1	12.1	9.3	13.1	9.3	10	6.7	145
150	27.6	27.9		27.2	28.5	29.3		26.6	21.7	19.6		21	16	12.8	16.5	11.8	9	12.6	9	9.5	6.3	150
155	25.5	26.1		25.4	26.6			25	21.1	19.3		19.9	15.5	12.5	15.7	11.4	8.8	12.1	8.7	9	5.9	155
160	23.7			23.8	24.8			23.3	20.5	18.9		19	15	12.3	15	11	8.6	11.6	8.3	8.6	5.5	160
165	22.1			22.1	23			21.7	20	18.7		18	14.5	12.1	14.3	10.7	8.4	11.1	8	8.2		165
170	20.8			20.5	21.4			20.4	19.5	18.5		17.1	14	11.9	13.6	10.3	8.2	10.6	7.8	7.7		170
175				19	19.9			19.1	19.1	18.4		16.3	13.6	11.7	12.9	10	8.1	10.1	7.5	7.3		175
180				17.6	18.5			17.8	18.5			15.6	13.1	11.5	12.2	9.7	7.9	9.7	7.3	6.9		180
185				16.2				16.6	17.5			15.1	12.8	11.3	11.5	9.4	7.7	9.3	7	6.5		185
190				15.2				15.4	16.3			14.6	12.5	11.2	10.9	9.1	7.6	8.8	6.7	6.2		190
195				14.2				14.3	15.2			14	12.2	11.1	10.4	8.8	7.4	8.4	6.5	5.8		195
200								13.1	14.1			13.2	11.9		10.1	8.5	7.3	7.9	6.3	5.5		200
205								12.1	13			12.3	11.7		9.7	8.2	7.2	7.5	6	5.1		205
210								11.2				11.4	11.4		9.4	8	7	7	5.8	4.8		210
215								10.6				10.5	11.2		9.1	7.8	7	6.8	5.6	4.4		215
220												9.7	10.6		8.8	7.7	7	6.5	5.4	4.1		220
225												8.9	9.8		8.5	7.5	7	6.3	5.2			225
230												8.2			8	7.3	6.9	6.1	5			230
235												7.7			7.3	7.2	6.9	5.8	4.9			235
240															6.6	7.1	6.9	5.6	4.7			240
245															6	6.9	6.9	5.4	4.6			245
250															5.3	6.6		5	4.5			250
255															4.8	5.8		4.5	4.4			255
260																		3.9	4.3			260
265																			4.2			265
270																			4.1			270
275																			3.5			275

D

\* adapter · pièce d'adaptateur  
\*\* optional · en option

TAB 231463 / 231464 / 231465

# Lifting capacities Forces de levage



53 - 258 ft  
 T

20 - 184 ft  
 F

360°

297600 lbs

85%

D

ft	189 ft + 7 ft*																		ft	
	20 ft**			46 ft			69 ft			92 ft			115 ft			138 ft		161 ft		184 ft
	0°	20°	40°	0°	20°	40°	0°	20°	40°	0°	20°	40°	0°	20°	40°	0°	20°	0°		0°
38	103																			38
40	103																			40
45	95																			45
50	88.5	92.5	82.5	79																50
55	83	82	80.5	70.5	58.5															55
60	77.5	76.5	76.5	66	58.1															60
65	72.5	72	72	62.5	56.1															65
70	68	67.5	67.5	58.7	54.2	40.9	51	36.5												70
75	64	63.5	63.5	55.4	52.3	40.3	48.3	35.8												75
80	60	59.6	60	52.2	50.5	39.4	45.8	34.6												80
85	56.6	56.1	56.5	49.1	48.9	38.5	43.4	33.3												85
90	53.4	52.9	53.3	46.4	46.7	37.7	41.1	32.2	25.2	33.7	24.8									90
95	50.4	50	50.4	43.8	44.4	36.9	38.8	31.1	24.9	32.4	23.9									95
100	47.6	47.2	47.6	41.5	42	36.2	36.7	30.1	24.3	31.1	23	16.1	23.8	17.4						100
105	45	44.6	44.9	39.2	39.8	35.5	34.7	29.1	23.7	30	22.2	16.1	22.8	16.7						105
110	42.5	42.2	42.4	37.2	37.7	34.8	32.8	28.2	23.2	28.8	21.4	15.7	22	16						110
115	40	39.8	39.9	35.2	35.8	34.2	31.1	27.3	22.7	27.5	20.7	15.3	21.1	15.4						115
120	37.4	37.5	37.5	33.3	33.9	33.5	29.5	26.6	22.2	26.1	19.9	14.9	20.4	14.8	10.3					120
125	34.9	35.1	35.2	31.5	32.1	32.4	28	25.9	21.8	24.8	19.3	14.6	19.6	14.3	10.3	16.1	11	11.5	8	125
130	32.5	32.7	33	29.8	30.5	30.6	26.5	25.2	21.3	23.5	18.7	14.2	18.9	13.7	10.1	15.5	10.6	11	7.5	130
135	30.1	30.2	30.7	28.2	28.8	28.9	25.1	24.6	21	22.3	18.1	13.9	18.3	13.2	9.8	14.9	10.2	10.5	7.1	135
140	27.7	27.8	28.5	26.5	27.2	27.2	23.7	23.9	20.6	21.1	17.6	13.6	17.7	12.7	9.6	14.3	9.8	10	6.7	140
145	25.3	25.6	26.4	24.8	25.5	25.7	22.4	23.2	20.3	19.9	17.1	13.3	17.1	12.3	9.4	13.8	9.5	9.6	6.2	145
150	23.2	23.7	24.4	23.1	23.9	24.1	21.1	22.1	20	18.9	16.6	12.9	16.3	11.9	9.2	13.3	9.1	9.1	5.9	150
155	21.5	21.9	22.6	21.4	22.4	22.7	19.9	20.8	19.8	17.8	16.2	12.7	15.4	11.6	8.9	12.8	8.8	8.7	5.5	155
160	19.9	20.2	20.8	19.7	20.9	21.3	18.7	19.6	19.4	16.8	15.7	12.5	14.6	11.3	8.7	12.4	8.5	8.3		160
165	18.4	18.6		17.9	19.4	19.9	17.4	18.4	18.9	15.8	15.3	12.3	13.7	11	8.5	12	8.2	7.9		165
170	17	17		16.4	17.9	18.6	16.1	17.3	18	14.8	14.9	12.2	12.9	10.7	8.3	11.5	8	7.5		170
175	15.6	15.6		15.2	16.6	17.3	14.8	16.1	17	13.9	14.5	12	12.1	10.4	8.2	10.9	7.8	7.2		175
180	14.3	14.4		14.2	15.3		13.6	15	15.9	13	14.1	11.8	11.3	10.1	8	10.3	7.5	6.8		180
185	13	13.3		13.1	14		12.4	13.9	14.9	12	13.5	11.7	10.5	9.9	7.9	9.6	7.3	6.4		185
190	11.7	12.2		12.1	12.8		11.3	13.1	13.9	11	12.8	11.5	9.8	9.6	7.8	8.9	7.1	6.1		190
195	10.7	11.2		11.1	11.7		10.4	12.1	13.1	10	12	11.4	9.1	9.4	7.7	8.3	6.9	5.8		195
200	9.9			10.1	10.7		9.4	11.2		9	11.2	11.2	8.3	9.1	7.5	7.7	6.6	5.4		200
205				9.1	9.8		8.6	10.2		8.1	10.4	10.9	7.6	8.9	7.4	7.1	6.4	5		205
210				8.1	8.9		7.7	9.3		7.3	9.7	10.3	6.8	8.6	7.3	6.5	6.3			210
215				7.1	8		6.9	8.3		6.5	8.8	9.6	6	8.1	7.2	5.9	6.1			215
220				6.4			6.1	7.4		5.8	8	8.9	5.3	7.6	7.1	5.3	5.9			220
225							5.3	6.5		5	7.1		4.7	7	7	4.7	5.7			225
230							4.5	5.6			6.3		4.2	6.3	6.9		5.5			230
235							3.8	4.8			5.4		3.8	5.7	6.6		5.2			235
240											4.7			5	6		4.7			240
245														4.2	5.3		4.2			245
250															4.5					250
255															3.6					255

\* adapter · pièce d'adaptateur  
\*\* optional · en option



# Lifting capacities Forces de levage



TF

53 - 258 ft  
  
T

20 - 184 ft  
  
F

360°

297600 lbs

85%

	223 ft + 7 ft*																					
	20 ft**			46 ft			69 ft			92 ft			115 ft			138 ft		161 ft		184 ft		
	0°	20°	40°	0°	20°	40°	0°	20°	40°	0°	20°	40°	0°	20°	40°	0°	20°	0°		0°		
45	70.5																			45		
50	66.5	64.5																		50		
55	62.5	62.5	59.8	52.4																55		
60	58.5	58.8	59.1	49.5																60		
65	55	55.2	55.8	46.7	46.3			42.1				35.6								65		
70	51.9	52.1	52.6	44.1	44.2			37.8				31.9								70		
75	48.9	49.1	49.5	41.7	42	38.5	35.9	32.7				30.3						20.7		10.6	75	
80	46.1	46.3	46.7	39.5	40	38.2	34.1	32.5				28.8						19.9	14.6	10.5	80	
85	43.4	43.6	44.1	37.4	38	37.4	32.4	31.6				27.4						19.1	13.9	9.9	85	
90	40.8	41.1	41.6	35.4	36.2	36.2	30.7	30.6				26.2	22.9					18.4	13.3	9.4	90	
95	38.4	38.8	39.2	33.4	34.4	34.7	29.2	29.5	23.7			24.9	22.5					17.7	12.8	8.9	95	
100	36.2	36.5	37	31.5	32.6	33.2	27.6	28.2	23.6			23.7	21.8			15.6		17	12.2	8.4	100	
105	34.1	34.4	34.8	29.6	30.8	31.7	26.1	27	23.1			22.4	21.2			15.6		16.3	11.7	8	105	
110	32.2	32.4	32.8	27.9	29.1	30.1	24.6	25.8	22.7			21.2	20.6			15.1		15.6	11.3	7.6	110	
115	30.3	30.6	30.9	26.3	27.5	28.6	23.1	24.6	22.3			20	19.9	14.6				14.9	10.5	10.9	7.2	115
120	28.6	28.8	29.1	24.8	25.9	27	21.7	23.4	21.9			18.8	19.3	14.5	16.8	14.2		14.2	10.4	10.4	6.9	120
125	26.9	27.1	27.4	23.4	24.4	25.5	20.4	22.2	21.5			17.6	18.8	14.2	15.9	13.8		13.5	10.1	10	6.5	125
130	25.4	25.5	25.8	22	23	24.1	19.2	20.9	21.1			16.5	18.2	13.9	14.9	13.3		12.8	9.8	9.6	6.2	130
135	23.8	24	24.2	20.7	21.7	22.7	18	19.7	20.7			15.4	17.6	13.6	13.9	12.9	9.4	12.1	9.5	9.1		135
140	22.4	22.5	22.7	19.5	20.4	21.3	16.9	18.5	20.1			14.4	16.9	13.4	12.9	12.5	9.4	11.3	9.2	8.6		140
145	20.9	21.1	21.3	18.3	19.2	20.1	15.8	17.4	19.2			13.4	16.1	13.1	12.1	12.1	9.2	10.4	8.9	8		145
150	19.6	19.7	19.9	17.2	18	18.9	14.7	16.3	18.2			12.5	15.1	12.9	11.2	11.7	9	9.7	8.6	7.3		150
155	18.3	18.3	18.5	16.1	16.9	17.7	13.7	15.3	17.1			11.6	14.2	12.7	10.4	11.4	8.8	8.9	8.4	6.6		155
160	17	17	17.2	15	15.8	16.5	12.7	14.3	16			10.8	13.3	12.4	9.7	11	8.6	8.2	8.1	6		160
165	15.7	15.7	15.9	13.9	14.7	15.4	11.8	13.3	15			9.9	12.4	12.2	8.9	10.7	8.5	7.5	7.9			165
170	14.4	14.6	14.9	12.9	13.7	14.4	10.8	12.4	14			9.1	11.5	12	8.2	10.3	8.3	6.9	7.6			170
175	13.1	13.5	13.9	11.9	12.7	13.3	10	11.5	13.1			8.3	10.7	11.9	7.5	9.6	8.1	6.2	7.4			175
180	11.9	12.5	12.8	10.9	11.7	12.3	9.2	10.7	12.2			7.5	9.9	11.4	6.8	8.8	8	5.6	7.2			180
185	10.9	11.3		10	10.8	11.4	8.4	9.8	11.3			6.8	9.2	10.6	6.1	8.1	7.9		6.9			185
190	9.8	10.2		9.1	9.8	10.4	7.6	9	10.4			6.1	8.4	9.8	5.5	7.5	7.7		6.6			190
195	8.8	9.1		8.1	9	9.6	6.8	8.2	9.6			5.4	7.7	9	4.9	6.8	7.6		6.1			195
200	7.9	8.1		7.3	8.2		6.1	7.5	8.8			4.8	7	8.3		6.2	7.4		5.6			200
205	6.9	7.2		6.4	7.4		5.4	6.7	8				6.3	7.5		5.5	7.1		5			205
210	6	6.3		5.6	6.5			6	7.2				5.7	6.8		4.9	6.5					210
215	5.1	5.4		4.8	5.7			5.3	6.5				5	6.1		4.4	5.8					215
220	4.3	4.5		4.8				4.6	5.7				4.4	5.4			5.2					220
225													4.8				4.6					225

\* adapter · pièce d'adaptateur  
\*\* optional · en option

TAB 231463 / 231464 / 231465

# Lifting capacities Forces de levage










D

ft	258 ft + 7 ft*																ft		
	20 ft**			46 ft			69 ft			92 ft			115 ft			138 ft			
	0°	20°	40°	0°	20°	40°	0°	20°	40°	0°	20°	40°	0°	20°	40°	0°		20°	
50	47.2																		50
55	45.9	44																	55
60	43.3	43.5		35.5															60
65	41	41.2	41.5	33.5				27.8											65
70	39	39.1	39.5	31.7				26.5											70
75	37	37.1	37.4	30.1	29.8			25.1			20.9								75
80	35.2	35.2	35.5	28.6	29.4			23.8			19.8			16.4					80
85	33.5	33.5	33.7	27.2	27.9			22.7			18.7			15.5			12.7		85
90	31.7	31.9	32.1	25.9	26.5	27	21.6	22.5			17.8			14.6			12		90
95	30	30.4	30.5	24.7	25.2	26.1	20.6	21.8			16.9			13.8			11.2		95
100	28.4	28.8	29.1	23.5	24	24.8	19.6	20.7			16	16.8		13.1			10.5		100
105	26.6	27.2	27.6	22.4	22.8	23.6	18.7	19.6			15.2	16.8		12.3			9.9		105
110	25	25.6	26.1	21.1	21.7	22.5	17.8	18.7	19.6	14.5	16			11.7			9.3		110
115	23.5	24.1	24.7	19.8	20.6	21.4	16.9	17.8	19	13.7	15.1			11	12.3		8.7		115
120	22.1	22.6	23.2	18.6	19.6	20.4	16.1	16.9	18.1	13	14.3			10.4	12.1		8.2		120
125	20.8	21.3	21.8	17.3	18.6	19.4	15.1	16	17.1	12.3	13.5			9.8	11.4		7.6		125
130	19.5	20	20.4	16.2	17.5	18.5	14.1	15.3	16.3	11.6	12.8	13.2		9.2	10.8		7.1	8.6	130
135	18.3	18.7	19.2	15.1	16.4	17.6	13.2	14.5	15.4	10.9	12.1	13		8.6	10.2		6.6	8.3	135
140	17.2	17.5	17.9	14.1	15.3	16.7	12.3	13.7	14.7	10.1	11.4	12.6		8.1	9.5		6.1	7.9	140
145	16.1	16.4	16.8	13.1	14.3	15.8	11.4	13	13.9	9.3	10.8	12		7.4	8.9			7.4	145
150	15	15.3	15.7	12.1	13.3	14.8	10.5	12.2	13.1	8.5	10.2	11.3		6.9	8.4	8.6		6.9	150
155	14	14.3	14.6	11.2	12.3	13.8	9.7	11.4	12.4	7.8	9.5	10.7		6.3	7.8	8.4		6.4	155
160	13	13.3	13.5	10.3	11.4	12.8	9	10.6	11.7	7.1	8.9	10		5.6	7.3	8.3		5.9	160
165	12	12.3	12.6	9.5	10.6	11.9	8.2	9.8	11	6.4	8.3	9.4			6.7	8		5.4	165
170	11.1	11.3	11.6	8.6	9.7	11	7.5	9	10.3	5.7	7.7	8.8			6.3	7.6		4.9	170
175	10.2	10.4	10.6	7.8	8.9	10.1	6.8	8.3	9.6	5.1	7.1	8.2			5.8	7			175
180	9.3	9.5	9.7	7	8.1	9.3	6.1	7.6	8.8		6.4	7.7			5.2	6.5			180
185	8.4	8.6	8.8	6.3	7.4	8.5	5.4	6.9	8		5.8	7.1				6			185
190	7.6	7.8	8	5.6	6.6	7.7	4.7	6.2	7.3		5.1	6.6				5.5			190
195	6.7	7	7.2	4.9	5.9	7		5.5	6.5		4.5	6				5.1			195
200	6	6.3	6.5		5.2	6.3		4.8	5.8			5.4				4.6			200
205	5.3	5.6				5.5			5.2			4.7							205
210		4.9																	210
215		4.2																	215

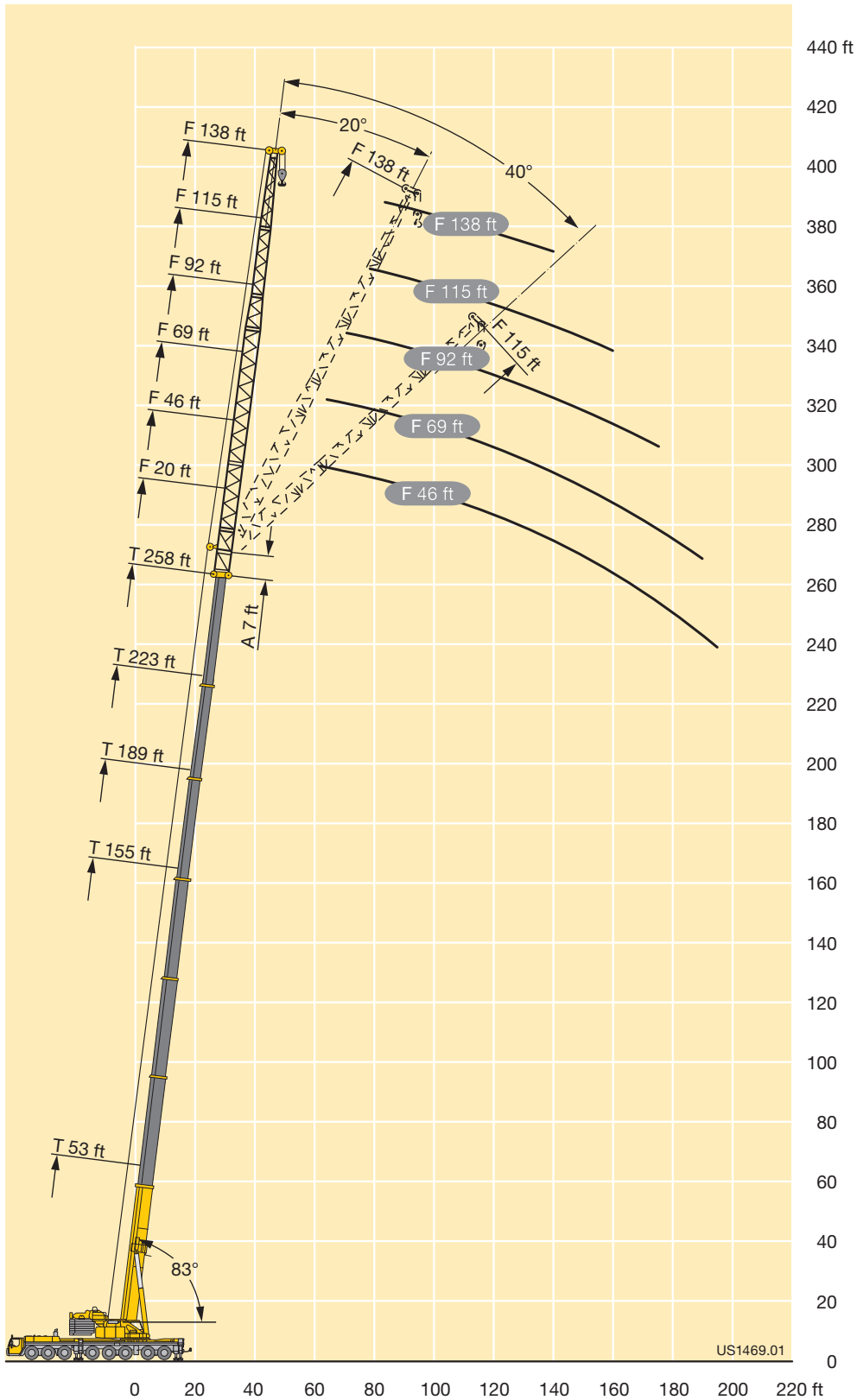
\* adapter · pièce d'adaptateur  
\*\* optional · en option

# Lifting heights Hauteurs de levage



TF

D



# Lifting capacities Forces de levage



F

ft	155 ft + 7 ft*																		ft	
	20 ft**			46 ft			69 ft			92 ft			115 ft			138 ft		161 ft		184 ft
	0°	20°	40°	0°	20°	40°	0°	20°	40°	0°	20°	40°	0°	20°	40°	0°	20°	0°		0°
28	207																			28
30	207																			30
32	206			147																32
34	205			145																34
36	203			142																36
38	201	143	85	138			102													38
40	198	142	84.5	135			101													40
45	184	135	82	128			95			69.5			54							45
50	171	128	79.5	122	69.5		90			66.5			51.6			38.5		28.8		50
55	158	122	77.5	116	68.5		85.5	43		63			48.8			37.5		28	21.5	55
60	146	116	75.5	111	66.5		81.5	42.8		59.8			46.4			35.6		26.5	21.3	60
65	135	110	73.5	107	65	44.3	77.5	41.5		57.1			44.2			33.9		25.1	20.1	65
70	125	106	72	102	63.5	44.1	74.5	40.3		54.6	27.3		42.3			32.4		23.8	19	70
75	117	101	70.5	98	62	43.8	71	39.2	25.7	52.3	26.8		40.5			31		22.7	18	75
80	109	97	69	94	61	43.6	68	38.2	25.7	50.1	26		38.8			29.7		21.6	17	80
85	102	93.5	67.5	90	59.7	43.3	65	37.3	25.4	47.9	25.2		37.2	19.1		28.4		20.6	16.2	85
90	95.5	90	66	86.5	58.7	43.2	62.5	36.4	25.2	45.8	24.6		35.5	18.4		27.2		19.7	15.4	90
95	89	86.5	65	83.5	57.8	43.2	60	35.6	25	43.9	23.9	15.4	33.9	17.7		26	12.9	18.8	14.6	95
100	83	83	64	80.5	56.9	43.1	57.9	34.8	24.8	42	23.3	15.3	32.4	17.2		24.9	12.8	18	13.9	100
105	77.5	79.5	62.5	77.5	56	43	55.7	34.1	24.6	40.5	22.7	15	31	16.6		23.8	12.3	17.1	13.2	105
110	71.5	74	61.5	74	55.3	43	53.5	33.5	24.4	39.1	22.1	14.8	29.7	16.1		22.8	11.8	16.4	12.6	110
115	66	68.5	61	70	54.5	43	51.4	32.9	24.4	37.6	21.6	14.6	28.7	15.6	9.5	21.8	11.3	15.6	11.9	115
120	60.5	62.5	59.8	66	53.8	43	49.5	32.4	24.3	36.2	21.2	14.4	27.7	15.1	9.4	20.9	10.9	14.9	11.3	120
125	55.3	57.3	58.5	61	53.1	43	47.7	31.8	24.2	34.8	20.7	14.2	26.7	14.6	9.1	20.2	10.5	14.2	10.7	125
130	50.7	52.5	53.6	56.6	52.6	43	46.2	31.3	24.2	33.4	20.4	14.1	25.7	14.2	8.9	19.5	10	13.6	10.2	130
135	46.4	48.1		52.3	52.1	43	44.8	30.8	24.2	32.2	20	14	24.7	13.9	8.6	18.8	9.7	13	9.6	135
140	42.5	44		48.3	50.8	43	43.6	30.4	24.2	31	19.6	13.9	23.7	13.6	8.4	18.1	9.3	12.5	9.1	140
145	38.7	40.1		44.6	48.2	43	42.3	30	24.2	30.1	19.3	13.9	22.7	13.3	8.2	17.3	8.9	12	8.6	145
150	35.3	36.5		41.1	44.5	43	41.2	29.8	24.2	29.2	18.9	13.8	21.8	13	8.1	16.6	8.7	11.6	8.2	150
155	32.1	32.6		37.9	41.1	41.8	40	29.5	24.2	28.3	18.6	13.8	21.1	12.7	8	15.9	8.5	11.1	7.8	155
160	27.9			34.9	37.8		38.2	29.3	24.2	27.5	18.3	13.8	20.4	12.5	8	15.2	8.3	10.6	7.5	160
165	22.3			32	34.7		35.6	29	24.2	26.8	18.1	13.8	19.8	12.2	8	14.6	8.2	10.2	7.1	165
170	15.3			29.4	31.8		32.9	28.8	24.2	26	17.9	13.8	19.2	12	7.9	14.1	8	9.7	6.7	170
175				26.9	29		30.4	28.6	24.2	25.3	17.8	13.8	18.6	11.7	7.9	13.6	7.8	9.3	6.4	175
180				24.5	26.1		28	28.4	24.2	24.5	17.6	13.8	18	11.5	7.9	13.2	7.7	8.9	6.1	180
185				21.8			25.7	27.9		23.8	17.5	13.8	17.5	11.4	7.9	12.8	7.5	8.5	5.8	185
190				17.6			23.6	26.5		23.2	17.4	13.8	16.9	11.3	7.9	12.4	7.4	8.2	5.5	190
195							21.6	24.3		22.7	17.2	13.8	16.4	11.2	7.9	12	7.2	8	5.2	195
200							19.7	22.1		21.8	17.1	13.8	15.9	11.1	7.9	11.6	7.1	7.7	4.9	200
205							17.5	19.6		20.3	17		15.5	11	7.9	11.2	7	7.4	4.7	205
210							14.7			18.6	16.9		15.1	10.9	7.9	10.9	6.9	7.2	4.5	210
215							10.8			17	16.8		14.7	10.8	7.9	10.5	6.8	6.9	4.2	215
220										15.4	16.7		14.4	10.7	7.9	10.2	6.8	6.7	4	220
225										13.6	16.1		14.1	10.6	7.9	9.9	6.7	6.4		225
230										11.3			13.7	10.5		9.7	6.6	6.2		230
235										8.6			13.1	10.5		9.5	6.5	6		235
240													12.1	10.4		9.3	6.5	5.8		240
245													10.8	10.4		9.1	6.4	5.6		245
250													9.1	10.3		8.9	6.4	5.4		250
255													6.9	10		8.7	6.4	5.3		255
260																8.5	6.4	5.1		260
265																7.9	6.4	5		265
270																6.6	6.4	4.8		270
275																4.8	6.4	4.7		275
280																		4.6		280
285																		4.4		285

\* adapter · pièce d'adaptateur

\*\* optional · en option

# Lifting capacities Forces de levage



ft	189 ft + 7 ft*																		ft		
	20 ft**			46 ft			69 ft			92 ft			115 ft			138 ft		161 ft		184 ft	
	0°	20°	40°	0°	20°	40°	0°	20°	40°	0°	20°	40°	0°	20°	40°	0°	20°	0°		0°	
38	154																			38	
40	154																			40	
45	153	136	83.5	122				93												45	
50	147	132	81.5	118				89.5			64									50	
55	139	126	79.5	113	70.5			85.5			62.5			46.4						55	
60	131	121	78	109	70			82			59.8			46.1						60	
65	123	117	76	105	68.5			78.5			57.4			44			33.6		26.2	65	
70	115	112	74.5	102	67.5	45.4	76	41.7			55.3			42.3			32.3		25.1	18.4	70
75	108	107	73	98	66.5	45.4	73	41.2			53.3			40.7			31.1		24.1	17.9	75
80	101	102	71.5	94.5	65	45.3	70.5	40.3			51.5			39.2			29.9		23.1	17.1	80
85	94.5	96	70.5	90.5	64	45.2	68.5	39.5			49.8	28.1		37.9			28.8		22.3	16.3	85
90	89	90.5	69	86	63	45.1	66	38.7	26		48.2	27.5		36.7			27.9		21.5	15.6	90
95	84	85.5	68	81	62.5	45.1	64	38	25.9		46.6	26.9		35.5	17.9		27		20.7	14.9	95
100	79	80.5	66.5	77	61.5	45	62	37.3	25.8		45.2	26.3	15.2	34.4	17.8		26.1	12.2	20	14.3	100
105	74.5	76	65.5	73	60.5	45	60	36.6	25.7		43.8	25.7	15.2	33.3	17.3		25.3	12.2	19.2	13.7	105
110	70	71.5	64.5	69	59.7	45	58.5	36	25.6		42.4	25.1	15.1	32.3	16.9		24.5	11.8	18.5	13.1	110
115	66	67.5	64	65.5	58.9	45	56.9	35.5	25.5		41.2	24.6	15	31.3	16.5		23.7	11.4	17.9	12.6	115
120	62.5	63.5	62.5	62	58.1	45	55.5	35	25.4		40	24.1	14.9	30.3	16.1	9.2	22.9	11.1	17.2	12.1	120
125	58.7	59.9	61	58.7	57.4	45	54.1	34.5	25.4		39	23.7	14.8	29.4	15.7	9.2	22.1	10.8	16.6	11.6	125
130	54.4	56.2	57.5	55.6	56.6	45	52.6	34.1	25.4		38	23.3	14.8	28.5	15.3	9.1	21.3	10.5	16	11.1	130
135	50.2	52.1	53.3	52.6	55.3	45	51	33.7	25.4		37.1	22.9	14.7	27.7	15	8.9	20.6	10.2	15.4	10.7	135
140	46.2	48	49.1	49.7	53.3	45	49	33.3	25.4		36.1	22.5	14.6	27	14.7	8.8	20	10	14.9	10.2	140
145	42.5	44.1	45.1	46.7	50.4	45	46.6	32.9	25.3		35.1	22.2	14.6	26.2	14.4	8.7	19.4	9.7	14.3	9.8	145
150	39.1	40.6	41.5	43.3	47	45	44.3	32.5	25.3		34	21.9	14.6	25.5	14.1	8.5	18.8	9.4	13.8	9.4	150
155	35.9	37.3	38	40.1	43.6	44.5	41.9	32.2	25.3		33	21.6	14.6	24.7	13.9	8.4	18.3	9.2	13.4	9	155
160	32.9	34.2		37.1	40.3	42.6	39.3	31.9	25.3		32	21.3	14.5	24	13.7	8.3	17.8	9	12.9	8.6	160
165	30	31.2		34.2	37.3	39.3	36.6	31.6	25.3		31.2	21	14.5	23.2	13.4	8.3	17.2	8.8	12.5	8.2	165
170	27.4	28.5		31.5	34.5	36.3	33.9	31.4	25.3		30.4	20.7	14.5	22.4	13.2	8.3	16.6	8.6	12.1	7.9	170
175	24.9	25.9		29	31.8	33.4	31.4	31.2	25.3		29.7	20.5	14.5	21.7	13	8.3	16	8.5	11.7	7.6	175
180	22.5	23.4		26.7	29.2	30.7	29	31	25.3		29	20.2	14.5	21.2	12.8	8.3	15.5	8.4	11.4	7.3	180
185	20.3	20.9		24.4	26.8		26.8	30.3	25.3		28.1	20	14.5	20.6	12.6	8.3	14.9	8.3	11	7	185
190	18.2	17.9		22.3	24.5		24.6	28.3	25.3		26.5	19.9	14.5	20.1	12.4	8.3	14.5	8.1	10.6	6.7	190
195	14.8			20.3	22.3		22.7	26.1	25.3		24.6	19.7	14.5	19.6	12.3	8.3	14.1	8	10.2	6.4	195
200				18.4	20.3		20.8	24	24.9		22.6	19.6	14.5	19.1	12.1	8.3	13.7	7.9	9.8	6.2	200
205				16.7	18.3		18.9	21.9	23.7		20.8	19.5	14.5	18.7	12	8.3	13.4	7.8	9.5	5.9	205
210				14.9	16.4		17.2	20			19.1	19.4	14.5	18.2	11.9	8.3	13	7.7	9.2	5.6	210
215				12.9	14.5		15.6	18.2			17.4	19.3	14.5	17.8	11.8	8.3	12.7	7.5	8.9	5.4	215
220				10.4			14	16.4			15.9	18.8	14.5	17.2	11.7	8.3	12.3	7.4	8.7	5.2	220
225							12.6	14.7			14.4	17.8	14.5	16.2	11.6	8.3	12	7.4	8.4	5	225
230							11.3	13.1			12.9	16.1		14.8	11.6	8.3	11.7	7.3	8.2	4.8	230
235							10	11.7			11.7	14.5		13.4	11.5	8.3	11.4	7.2	8	4.6	235
240							8	9.6			10.6	13		12.2	11.4	8.3	11.1	7.2	7.8	4.4	240
245											9.6	11.6		11.1	11.4	8.3	10.8	7.2	7.6	4.2	245
250											8.6	10.5		10.1	11.3		10.5	7.1	7.3	4.1	250
255											7.4	9.4		9.2	11.2		9.9	7.1	7.1	3.9	255
260											5.6	8.3		8.3	10.6		9	7	6.9	3.7	260
265														7.3	9.7		8.2	7	6.7	3.6	265
270														6.2	8.7		7.3	6.9	6.5	3.4	270
275														5.1	7.7		6.2	6.9	6.4	3.2	275
280															6.4		5.2	6.9	6		280
285															5.1		4.2	6.8	5.4		285
290																		6.4	4.5		290
295																		5.2	3.5		295
300																		4.1			300

F

\* adapter - pièce d'adaptateur  
\*\* optional - en option

TAB 231487 / 231489 / 231491

# Lifting capacities Forces de levage



F

ft	223 ft + 7 ft*																		ft		
	20 ft**			46 ft			69 ft			92 ft			115 ft			138 ft		161 ft		184 ft	
	0°	20°	40°	0°	20°	40°	0°	20°	40°	0°	20°	40°	0°	20°	40°	0°	20°	0°		0°	
45	113																			45	
50	112	112		94																50	
55	110	110	78.5	93				71												55	
60	107	108	78	91				70.5												60	
65	104	104	76.5	88	67.5			68			52.5									65	
70	99.5	99.5	75	85	66			65.5			50.8			39.2						70	
75	95.5	95.5	74	82	64.5	46.5	63.5	41.7			49.1			38.4			28.2			75	
80	91	91.5	72.5	79	63	46.5	61.5	41.5			47.6			37.2			28			80	
85	86.5	87	71.5	76	61.5	46.5	59.8	40.8			46.1			36			27.1		21.2	14.9	85
90	82	82.5	70.5	73.5	60	46.5	58.2	40.2			44.8	27.4		34.9			26.2		20.5	14.4	90
95	77.5	78.5	69.5	71	59	46.5	56.7	39.5	26.6		43.6	27.1		33.9			25.5		19.8	13.9	95
100	73.5	74.5	68.5	69	57.8	46.5	55.2	39	26.6		42.4	26.5		33			24.8		19.2	13.3	100
105	69	70.5	67.5	66	56.6	46.5	53.8	38.4	26.5		41.3	26.1		32.1			24.1		18.6	12.8	105
110	65.5	67	66	63.5	55.5	46.3	52.5	37.9	26.5		40.3	25.6		31.2	16.8		23.5		18.1	12.4	110
115	62	63.5	64.5	60.5	54.5	45.9	51.2	37.4	26.5		39.3	25.2	15	30.4	16.5		22.9	10.8	17.6	11.9	115
120	58.8	60	62	57.5	53.6	45.5	49.9	37	26.4		38.3	24.8	15	29.7	16.2		22.3	10.7	17.1	11.5	120
125	55.7	56.9	58.7	54.7	52.7	45	48.7	36.5	26.4		37.4	24.4	15	28.9	15.9		21.8	10.5	16.7	11.1	125
130	52.7	53.9	55.8	52	51.8	44.6	47.6	36	26.4		36.4	24	14.9	28.2	15.6		21.3	10.3	16.2	10.7	130
135	49.8	51	52.9	49.4	50.8	44.2	46.5	35.4	26.4		35.6	23.7	14.9	27.5	15.3	8.7	20.8	10.1	15.8	10.4	135
140	47.1	48.2	50.2	46.9	49.3	43.8	45.1	34.8	26.4		34.7	23.3	14.9	26.8	15.1	8.7	20.3	9.9	15.4	10	140
145	44.5	45.5	47.5	44.6	47.2	43.6	43.3	34.2	26.4		33.9	23	14.9	26.1	14.8	8.6	19.8	9.7	15	9.7	145
150	42	43.1	44.7	42.3	45	43.4	41.3	33.6	26.4		33.2	22.8	14.8	25.5	14.6	8.6	19.3	9.5	14.6	9.3	150
155	39	40.3	41.5	40.1	42.8	43.2	39.3	33.1	26.4		32.5	22.5	14.8	24.9	14.3	8.5	18.9	9.3	14.1	9	155
160	36	37.5	38.3	38.1	40.7	42.3	37.4	32.6	26.4		31.8	22.3	14.8	24.4	14.1	8.5	18.5	9.2	13.7	8.7	160
165	33.2	34.5	35.3	36	38.7	40.6	35.6	32.1	26.4		31.1	22.1	14.8	23.8	13.9	8.4	18.1	9	13.3	8.4	165
170	30.5	31.8	32.5	33.5	36.6	38.6	33.8	31.6	26.4		30.4	21.8	14.8	23.3	13.7	8.4	17.6	8.8	12.9	8.1	170
175	28	29.2	29.9	31.2	34.1	36.1	32.1	31.1	26.4		29.7	21.6	14.8	22.8	13.5	8.3	17.3	8.7	12.6	7.8	175
180	25.6	26.8	27.4	28.8	31.6	33.5	30.1	30.7	26.4		28.9	21.4	14.8	22.3	13.4	8.3	16.9	8.6	12.3	7.5	180
185	23.4	24.4		26.6	29.3	30.9	28.1	30.2	26.4		28.1	21.2	14.8	21.8	13.2	8.3	16.4	8.4	11.9	7.3	185
190	21.3	22.3		24.5	27	28.5	26.2	29.7	26.4		26.9	21	14.8	21.3	13.1	8.3	16	8.3	11.6	7	190
195	19.3	20.2		22.5	24.8	26.3	24.2	27.9	26.3		25.2	20.8	14.8	20.8	12.9	8.3	15.6	8.2	11.3	6.8	195
200	17.4	18.3		20.6	22.8	24.1	22.3	25.9	26.3		23.5	20.6	14.8	20.2	12.8	8.3	15.1	8.2	11	6.5	200
205	15.6	16.4		18.8	20.9	22.1	20.5	23.9	25.7		21.8	20.3	14.8	19.8	12.7	8.3	14.7	8.1	10.8	6.3	205
210	13.9	14.6		17	19		18.8	22	24		20.2	20	14.8	19.3	12.5	8.3	14.3	8	10.5	6.1	210
215	12.3	12.9		15.4	17.3		17.1	20.2	22.1		18.6	19.8	14.8	18.9	12.4	8.3	13.9	7.9	10.2	5.9	215
220	10.8	10.7		13.9	15.6		15.6	18.4	20.2		17	19.6	14.8	17.9	12.3	8.3	13.6	7.8	9.9	5.7	220
225	8.9			12.4	13.9		14.1	16.8	18.4		15.5	19	14.8	16.5	12.2	8.3	13.3	7.7	9.6	5.5	225
230				11.2	12.3		12.7	15.2			14	17.7	14.8	15.1	12.1	8.3	13	7.7	9.3	5.3	230
235				10.1	11.2		11.5	13.7			12.6	16.2	14.8	13.8	12.1	8.3	12.7	7.6	9.1	5.1	235
240				9.1	10		10.4	12.3			11.5	14.7	14.8	12.5	12	8.3	12.4	7.5	8.9	4.9	240
245				7.7	8.9		9.4	11.1			10.5	13.3	14.5	11.4	12	8.3	11.8	7.4	8.7	4.7	245
250							8.4	10			9.6	11.9	13.6	10.4	12	8.3	10.8	7.4	8.5	4.5	250
255							7.3	8.9			8.6	10.9	12.2	9.5	11.9	8.3	9.8	7.4	8.3	4.4	255
260							6.1	7.8			7.6	9.8		8.5	11.4	8.3	8.8	7.4	8.1	4.2	260
265							4.8	6.6			6.6	8.8		7.5	10.5	8.3	7.8	7.3	7.8	4.1	265
270											5.4	7.8		6.5	9.5	8.3	6.8	7.3	7.4	4	270
275											4.4	6.7		5.6	8.6	8.3	5.9	7.3	6.5	3.8	275
280												5.5		4.6	7.6		5	7.3	5.6	3.7	280
285												4.3		3.7	6.6		4.2	7.2	4.8	3.5	285
290															5.5			6.8	4	3.4	290
295																		5.9	3.2	3.1	295
300																		4.9			300
305																		4			305

\* adapter · pièce d'adaptateur  
\*\* optional · en option

TAB 231487 / 231489 / 231491

# Lifting capacities Forces de levage



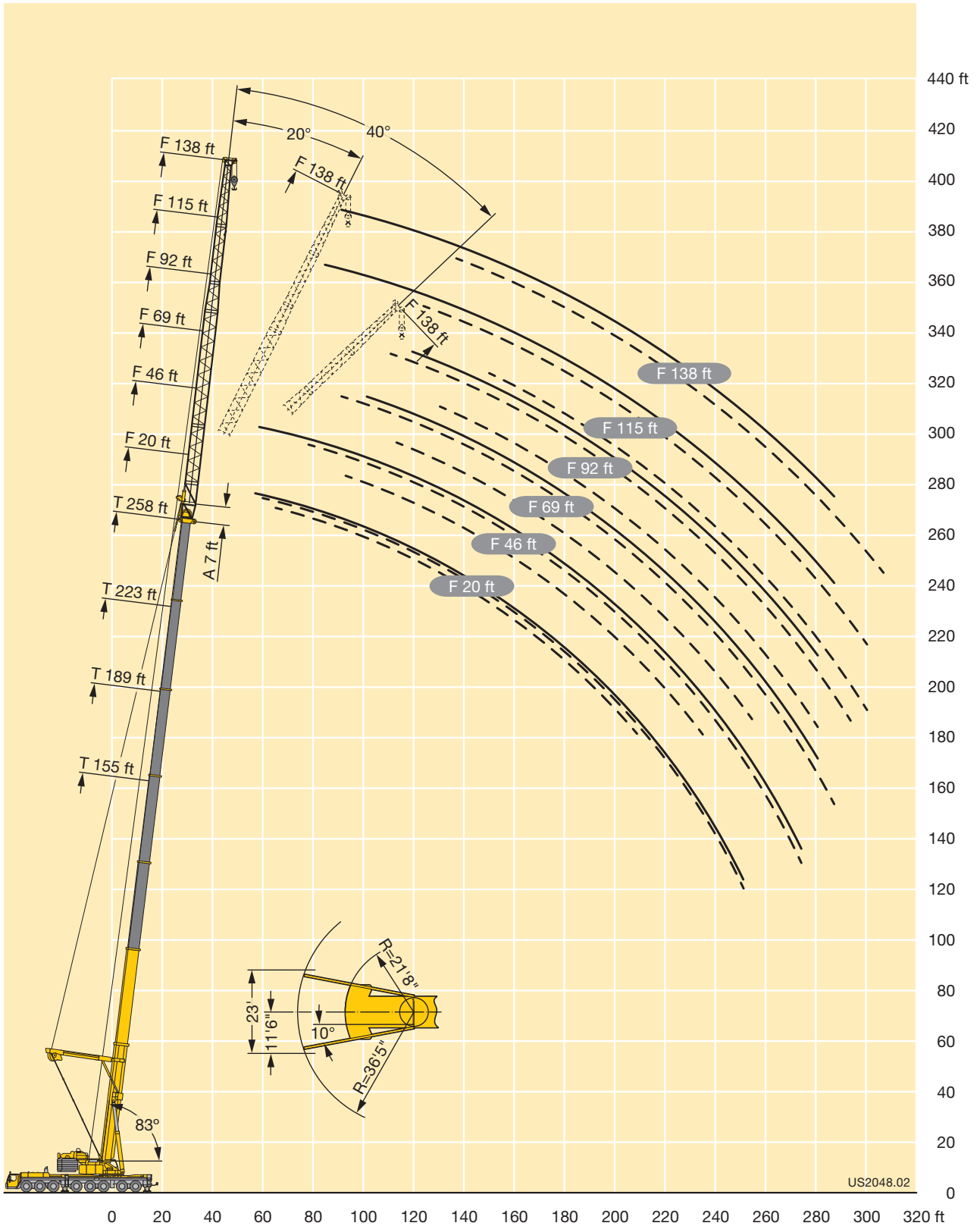
ft	258 ft + 7 ft*																ft		
	20 ft**			46 ft			69 ft			92 ft			115 ft			138 ft			
	0°	20°	40°	0°	20°	40°	0°	20°	40°	0°	20°	40°	0°	20°	40°	0°		20°	
50	82																	50	
55	80.5	74.5		64														55	
60	77.5	74		63.5														60	
65	75	72	71.5	61			49.5											65	
70	73	70	69.5	59			48			38.5								70	
75	71	68.5	68	57.2	50.7		46.4			37.6								75	
80	69.5	67	66	55.6	50.4		44.9			36.2								80	
85	67.5	65.5	64.5	54.1	48.9		43.5			35			28.1					85	
90	65	64	63	52.7	47.7	41.5	42.3	34.9		33.9			27.2				21.9	90	
95	63	62.5	61.5	51.4	46.5	41	41.2	34.4		32.8			26.3				21.4	95	
100	61	61	60	50.2	45.4	40.2	40.1	33.6		31.9			25.5				20.6	100	
105	59.4	59.2	58.5	49	44.3	39.4	39	32.8		31			24.7				20	105	
110	57.6	57.3	57.1	47.9	43.3	38.7	38.1	32.1	26.1	30.1	23.9		24				19.3	110	
115	55.8	55.3	55.5	46.8	42.3	38.1	37.2	31.5	26	29.3	23.5		23.4				18.8	115	
120	53.8	53.4	53.8	45.7	41.4	37.4	36.3	30.8	25.7	28.6	23		22.8	15.9			18.2	120	
125	51.9	51.6	52.1	44.6	40.5	36.7	35.4	30.2	25.3	27.8	22.5		22.2	15.8			17.7	125	
130	49.7	49.9	50.4	43.3	39.6	36.2	34.6	29.6	24.9	27.1	22	14.5	21.6	15.6			17.3	130	
135	47.3	48.2	48.7	42	38.7	35.6	33.8	28.9	24.5	26.4	21.5	14.5	21.1	15.3			16.8	9.7	135
140	45	46.3	46.9	40.6	37.9	34.9	33	28.3	24.1	25.8	21	14.5	20.5	15.1			16.4	9.7	140
145	42.7	44.3	44.9	39.2	37	34.2	32.2	27.7	23.7	25.1	20.5	14.5	20	14.9			15.9	9.5	145
150	40.5	42.1	42.7	38	36.2	33.5	31.4	27.1	23.3	24.5	20	14.5	19.5	14.7	8.4		15.5	9.4	150
155	38.5	40	40.6	36.8	35.4	32.9	30.7	26.6	23	23.9	19.6	14.5	19	14.5	8.4	8.4	15.1	9.2	155
160	36.5	38	38.6	35.6	34.6	32.3	29.9	26	22.6	23.3	19.1	14.5	18.5	14.3	8.4	8.4	14.7	9.1	160
165	34.5	36	36.7	34.3	33.9	31.7	29.3	25.5	22.3	22.7	18.7	14.5	18	14.1	8.4	8.4	14.3	9	165
170	32.7	34.1	34.8	32.8	33.2	31.2	28.6	24.9	22	22.1	18.3	14.5	17.5	13.8	8.4	8.4	13.9	8.9	170
175	30.7	32	32.8	31.2	32.4	30.7	28	24.4	21.7	21.6	17.9	14.5	17	13.5	8.4	8.4	13.6	8.7	175
180	28.6	29.8	30.6	29.6	31.4	30.1	27.4	23.8	21.4	21.1	17.6	14.5	16.6	13.2	8.4	8.4	13.2	8.6	180
185	26.4	27.6	28.3	28	30.2	29.6	26.7	23.3	21	20.6	17.2	14.4	16.2	12.9	8.4	8.4	12.8	8.5	185
190	24.3	25.4	26	26.4	28.9	29.1	26	22.8	20.7	20.1	16.8	14.3	15.8	12.6	8.4	8.4	12.4	8.4	190
195	22.3	23.4	23.9	24.6	27.1	28.2	24.8	22.3	20.3	19.6	16.4	14.1	15.4	12.3	8.4	8.4	12.1	8.3	195
200	20.4	21.4	21.9	22.9	25.2	26.7	23.5	21.8	20	19.2	16.1	13.8	15	12.1	8.4	8.4	11.8	8.2	200
205	18.6	19.5	20	21.1	23.4	24.8	22	21.4	19.7	18.7	15.7	13.6	14.6	11.8	8.4	8.4	11.4	8.1	205
210	16.9	17.7		19.4	21.6	22.9	20.4	20.9	19.4	18.3	15.3	13.3	14.2	11.6	8.4	8.4	11.1	8.1	210
215	15.3	16.1		17.7	19.8	21.1	18.9	20.6	19.1	17.9	15	13.1	13.9	11.3	8.4	8.4	10.8	7.8	215
220	13.7	14.5		16.2	18.1	19.3	17.4	20	18.8	17.2	14.6	12.8	13.6	11.1	8.4	8.4	10.5	7.6	220
225	12.3	13		14.7	16.5	17.6	16	18.9	18.5	16.3	14.3	12.6	13.2	10.8	8.4	8.4	10.3	7.4	225
230	11.1	11.6		13.3	15	15.9	14.5	17.3	18.2	15	14	12.4	12.9	10.5	8.4	8.4	10	7.1	230
235	10	10.5		12	13.5	14.4	13.1	15.8	17.3	13.7	13.7	12.2	12.6	10.3	8.4	8.4	9.7	6.9	235
240	8.9	9.4		10.9	12.2		12	14.4	16	12.5	13.4	11.9	12.3	10	8.3	8.3	9.4	6.7	240
245	7.8	8.2		9.9	11.1		10.9	13	14.4	11.4	13.2	11.7	11.7	9.7	8.2	8.2	9.2	6.5	245
250	6.4	7		8.9	10		9.9	11.8	13	10.3	12.8	11.5	10.7	9.5	8	8	8.9	6.2	250
255	4.9	5.5		8	9		9	10.7	11.7	9.3	12	11.3	9.7	9.3	7.8	7.8	8.7	6	255
260				6.8	8		7.9	9.8		8.3	11	11.1	8.7	9.1	7.7	7.7	8.4	5.7	260
265				5.7	6.9		6.9	8.8		7.3	10	10.9	7.7	8.9	7.6	7.6	8	5.5	265
270				4.6	5.7		5.9	7.8		6.3	9	10.4	6.8	8.7	7.4	7.4	7.3	5.2	270
275				3.5	4.5		4.9	6.7		5.4	8	9.4	5.9	8.5	7.3	7.3	6.4	5	275
280							3.9	5.6		4.5	6.9	8.3	5	8	7.1	7.1	5.5	4.7	280
285								4.6			6		4.1	7.3	6.8	6.8	4.7	4.5	285
290											5			6.3	6.5	6.5	3.9	4.1	290
295											4			5.4	6.1	6.1	3.1	3.8	295
300														4.5	5.7	5.7		3.4	300
305														3.6				3.1	305

F

\* adapter - pièce d'adaptateur  
\*\* optional - en option

TAB 231487 / 231489 / 231491

# Lifting heights Hauteurs de levage



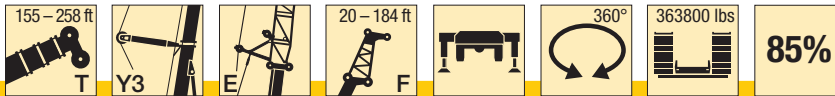
US2048.02



# Lifting capacities Forces de levage



**TY3EF**



ft	155 ft + 7 ft*																		ft	
	20 ft**			46 ft			69 ft			92 ft			115 ft			138 ft		161 ft		184 ft
	0°	20°	40°	0°	20°	40°	0°	20°	40°	0°	20°	40°	0°	20°	40°	0°	20°	0°		0°
28	226																			28
30	225																			30
32	222																			32
34	219																			34
36	216																			36
38	214	159		178			129													38
40	211	158		177			128													40
45	205	150	103	168			122			92										45
50	189	143	101	160	96.5		116			88			69			57.3				50
55	173	136	98.5	153	96		110			83.5			67.5			56		43.1		55
60	159	130	96	146	95		105			80			64			53.3		42.8		60
65	147	125	94	140	93.5		100	60		76			61.5			51		40.8	32.8	65
70	137	120	92	132	91	60	96	59.8		73			58.6			48.8		39.1	31.6	70
75	127	116	90.5	124	88.5	60	92	59.3		70	35.6		56.2			46.7		37.5	30.3	75
80	118	111	89	116	86.5	59.8	88.5	58.9	32.8	67	35.5		54			44.7		35.9	29	80
85	109	108	87	109	84	59.1	85.5	58.4	33	64	35		51.8	30.2		43		34.3	27.8	85
90	100	102	86	102	82	58.3	82.5	58	33.4	62	34.6		49.6	29.9		41.3		33.1	26.6	90
95	92	95	84.5	95.5	80	57.5	79.5	57.4	33.8	59.9	34.3	21.4	47.8	29.4		39.6	21.2	31.9	25.5	95
100	84	87	83.5	88.5	78	56.8	76.5	56.5	34.3	57.7	34	21.4	46.2	28.9		38.1	21.1	30.6	24.5	100
105	77	79.5	81.5	82	76.5	56.2	73.5	55.1	34.8	55.6	33.8	21.3	44.6	28.4		36.8	20.6	29.4	23.6	105
110	70.5	73	75	76.5	75	55.5	71.5	53.8	35.1	53.5	33.6	21.3	43.1	28		35.6	20.3	28.3	22.6	110
115	64.5	67	68.5	70.5	73.5	55	69	52.5	35	51.7	33.4	21.3	41.5	27.7	13.5	34.4	19.9	27.3	21.7	115
120	59.1	61.5	62.5	65	70.5	54.5	66	51.2	34.8	50.1	33.2	21.3	40	27.3	13.5	33.1	19.6	26.4	20.8	120
125	54	56		60	65	54	63	50.1	34.6	48.5	33	21.3	38.6	26.9	13.4	31.9	19.3	25.5	20.1	125
130	49.4	51.3		55.5	60	53.6	59	49.1	34.3	46.9	32.9	21.3	37.5	26.7	13.4	30.7	19	24.6	19.4	130
135	45.1	46.8		51.2	55.5	53.4	54.9	48	33.9	45.3	32.7	21.3	36.4	26.4	13.4	29.7	18.8	23.7	18.7	135
140	41.1	42.7		47.2	51.2	52.2	50.9	47	33.6	43.8	32.5	21.3	35.2	26.2	13.4	28.9	18.5	22.8	18	140
145	37.4	38.8		43.4	47.2	49.7	47.1	46.1	33.2	42.6	32.2	21.3	34.1	25.9	13.4	28	18.3	22	17.3	145
150	34	35.2		40	43.5	45.6	43.7	45.3	32.8	41.4	32	21.3	32.9	25.7	13.4	27.2	18.1	21.3	16.6	150
155	30.8	31.9		36.8	40		40.4	44.3	32.6	40.2	31.7	21.3	31.9	25.3	13.4	26.3	17.9	20.7	16	155
160	27.4			33.7	36.7		37.4	42.2	32.5	38.9	31.4	21.3	31	24.8	13.4	25.5	17.7	20	15.4	160
165	23.2			30.9	33.6		34.5	39	32.3	37.2	30.9	21.3	30	24.4	13.4	24.6	17.4	19.3	14.9	165
170	16.3			28.2	30.7		31.9	36.1	32.1	34.5	30.3	21.3	29.1	23.9	13.4	23.8	17.2	18.7	14.3	170
175				25.7	27.9		29.3	33.3	32	32	29.8	21.3	28.2	23.5	13.4	23.1	16.9	18	13.8	175
180				23.4	25.3		26.9	30.6		29.6	29.2	21.3	27.2	23	13.4	22.3	16.7	17.4	13.3	180
185				20.7			24.7	28		27.3	28.6	21.3	26.3	22.6	13.4	21.5	16.4	16.8	12.7	185
190				16.9			22.5	25.6		25.2	28	21.3	25.5	22.1	13.4	20.8	16.1	16.2	12.2	190
195							20.5	23.3		23.1	27	21.3	24.8	21.7	13.4	20	15.8	15.6	11.7	195
200							18.6	21.1		21.2	25.3		23.5	21.2	13.4	19.3	15.5	15	11.3	200
205							16.4	19		19.4	23.2		21.8	20.8	13.4	18.6	15.2	14.4	10.9	205
210							13.5			17.7	21.1		20.1	20.4	13.4	18.1	14.8	13.8	10.5	210
215							9.8			16	19.2		18.4	20.1	13.4	17.5	14.5	13.2	10.1	215
220										14.4	17.3		16.8	19.8	13.4	17	14.1	12.7	9.7	220
225										12.6	15.5		15.3	19		16.3	13.8	12.3	9.3	225
230										10.4			13.9	17.6		15.3	13.5	11.9	8.9	230
235										7.7			12.5	15.9		13.9	13.3	11.5	8.5	235
240													11.3	14.3		12.6	13	11.2	8.2	240
245													10	12.7		11.5	12.8	10.8	7.9	245
250													8.3	11.3		10.5	12.6	10.5	7.6	250
255													6.1	10.1		9.5	12.3	10.1	7.3	255
260																8.6	11.3	9.4	7	260
265																7.4	10.2	8.6	6.8	265
270																5.9	9.1	7.8	6.5	270
275																3.9	8	6.8	6.2	275
280																		5.8	5.9	280
285																		4.6	5.4	285
290																			4.8	290
295																			4	295
300																			3.1	300

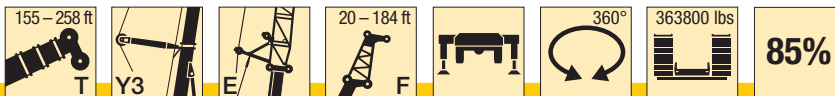
**G**

\* adapter - pièce d'adaptateur  
\*\* optional - en option

# Lifting capacities Forces de levage



**TY3EF**



ft	189 ft + 7 ft*																		ft		
	20 ft**			46 ft			69 ft			92 ft			115 ft			138 ft		161 ft		184 ft	
	0°	20°	40°	0°	20°	40°	0°	20°	40°	0°	20°	40°	0°	20°	40°	0°	20°	0°		0°	
38	199																			38	
40	198																			40	
45	189	149		163																45	
50	175	145	101	158				112			86									50	
55	161	140	100	150				110			84			63			52.1			55	
60	148	135	98	142	96.5			106			80.5			62.5			51.8			60	
65	137	131	96	132	94.5			102			77.5			60			49.7		39.2	65	
70	128	126	94.5	123	92.5	60		98			74.5			57.9			47.7		38	30.2	70
75	119	120	92.5	115	90	60	94.5	59			71.5			55.7			45.9		36.5	30.2	75
80	111	113	91	108	88	60	91	59.1			69			53.7			44.3		35.1	30	80
85	104	106	89.5	101	86	60	88	59.3			66.5	36.8		51.6			42.7		33.9	29.2	85
90	97.5	99	88.5	95	84	59.9	85	59.5			64.5	36.7		50			41.1		32.7	28.2	90
95	91.5	93	87	89.5	82	59.5	82.5	59	32		62.5	36.6		48.3	28.5		39.7		31.5	27.2	95
100	85	87	85.5	84.5	80.5	58.8	80	57.9	32.6		60	36.6		46.7	28.4		38.4		30.3	26.2	100
105	79	81.5	83	80	79	58.1	77	56.6	33.4		58.4	36.6	21.9	45.1	28.2		37.1		29.4	25.2	105
110	73	76	77.5	75	77.5	57.5	73.5	55.3	34		56.8	36.6	22	43.7	28		35.9	20	28.4	24.3	110
115	67.5	70	72	70	74	57	69.5	54.1	34.5		55.1	36.6	22.2	42.4	27.8		34.7	19.8	27.5	23.5	115
120	62.5	65	66.5	65	70	56.4	65.5	53.1	35		53.5	36.6	22.5	41.2	27.7	12.7	33.6	19.7	26.5	22.7	120
125	57.7	60	61.5	60.5	65.5	55.9	61.5	52	35.4		51.8	36.5	22.9	40	27.6	12.7	32.7	19.5	25.6	21.9	125
130	53.2	55.2	56.6	56.5	61.5	55.5	57.4	50.9	35		50.2	36.1	23.3	38.8	27.4	12.7	31.7	19.4	24.9	21.1	130
135	48.9	50.8	52	52.6	57.2	55.1	53.7	49.8	34.6		48.9	35.6	23.6	37.6	27.3	12.8	30.8	19.2	24.2	20.4	135
140	44.9	46.7	47.8	49	53.3	54.2	50.2	48.9	34.2		47.7	35.1	24	36.5	27.2	12.9	29.9	19.1	23.4	19.7	140
145	41.2	42.9	43.8	45.5	49.6	52.5	46.9	48.1	33.8		46.4	34.6	24.2	35.5	27	13	28.9	19	22.7	19.1	145
150	37.7	39.3	40.2	42.1	45.9	48.6	43.8	47.2	33.5		44.5	34.1	23.9	34.6	26.6	13.2	28	18.9	22	18.5	150
155	34.5	36		38.9	42.5	44.9	40.9	45.7	33.2		41.8	33.6	23.6	33.8	26.3	13.5	27.3	18.7	21.3	18	155
160	31.5	32.9		35.9	39.2	41.5	38.2	43.3	32.9		39.2	33	23.2	32.9	26	13.7	26.6	18.6	20.6	17.4	160
165	28.6	29.9		33	36.2	38.2	35.5	40.4	32.6		36.7	32.4	22.9	32	25.7	14	25.9	18.4	20	16.8	165
170	25.4	27.1		30.3	33.3	35.2	32.8	37.5	32.4		34.3	31.8	22.7	31.2	25.4	14.2	25.2	18.2	19.4	16.2	170
175	22.5	24.3		27.8	30.6	32.3	30.3	34.7	31.9		32	31.3	22.4	30.3	24.9	14.5	24.5	18	18.9	15.6	175
180	19.8	21.4		25.5	28.1		28	32.1	31.3		29.8	30.6	22.2	29.3	24.4	14.7	23.9	17.8	18.4	15.1	180
185	17.2	18.6		23.2	25.7		25.7	29.6	30.7		27.7	29.9	22	28.3	23.9	14.9	23.2	17.6	17.9	14.7	185
190	14.5	15.8		21.1	23.4		23.6	27.3	29.6		25.5	29	21.8	27.2	23.5	15	22.5	17.3	17.4	14.3	190
195	11.9			19.1	21.2		21.6	25.1	27.3		23.5	28	21.6	25.4	23	14.8	21.8	16.9	16.9	13.8	195
200				17.2	19.1		19.7	22.9			21.6	26.3	21.5	23.6	22.5	14.6	21.2	16.6	16.3	13.4	200
205				15.2	17.1		17.8	20.9			19.8	24.2	21.4	21.8	22.1	14.5	20.5	16.2	15.8	13	205
210				13	15		16.1	19			18.1	22.2	21.3	20	21.7	14.3	19.8	15.8	15.3	12.5	210
215				10.8	12.6		14.5	17.1			16.4	20.4	21.1	18.4	21.3	14.1	19.1	15.4	14.9	12.1	215
220				8.6			12.9	15.4			14.9	18.6	20.2	16.8	20.9	14	17.8	15.1	14.4	11.7	220
225							11.3	13.7			13.3	16.9		15.3	20	13.9	16.3	14.8	13.9	11.4	225
230							9.6	12			11.9	15.2		13.9	18.3	13.8	14.8	14.5	13.5	11	230
235							7.7	9.8			10.9	13.6		12.5	16.7	13.8	13.5	14.2	13	10.6	235
240							5.8				9.8	12.2		11.3	15.2	13.4	12.2	14	12.5	10.3	240
245											8.5	10.8		10.3	13.6		11.1	13.7	11.9	9.9	245
250											6.9	9.5		9.4	12.2		10.2	13.3	11.1	9.6	250
255											5.2	7.5		8.4	11.1		9.2	12.7	10.2	9.2	255
260												5.5		7.2	10		8.3	11.7	9.2	8.9	260
265														5.8	8.8		7.3	10.7	8.2	8.3	265
270															7.4		6.3	9.7	7.3	7.4	270
275															5.6		5.3	8.7	6.3	6.5	275
280															3.8		4.3	7.8	5.4	5.6	280
285																		6.7	4.5	4.7	285
290																		5.5		3.9	290
295																		4.3		3.1	295


\* adapter · pièce d'adaptateur  
\*\* optional · en option

TAB 232056 / 232065 / 232074

# Lifting capacities Forces de levage



**TY3EF**



ft	223 ft + 7 ft*																		ft		
	20 ft**			46 ft			69 ft			92 ft			115 ft			138 ft		161 ft		184 ft	
	0°	20°	40°	0°	20°	40°	0°	20°	40°	0°	20°	40°	0°	20°	40°	0°	20°	0°		0°	
50	145																				50
55	141	132		118																	55
60	134	131		117																	60
65	127	127	95.5	112				93.5			71										65
70	119	120	94	107				91			69			54.8							70
75	111	113	92.5	102	88			88			67			53.8			41.6				75
80	104	106	91	97.5	87.5			84.5			65			52.1			41.2				80
85	97.5	99	90	93.5	86	60	81	58.4			63			50.5			39.9		31.3		85
90	91.5	93	88.5	88.5	84	59.6	77.5	58.3			61			49.1			38.7		30.3	25.5	90
95	86.5	87.5	86.5	84	82	59.1	74.5	57.8			59.4			47.6			37.6		29.4	25	95
100	81.5	82.5	84	79.5	79.5	58.5	71.5	56.9	30.8	57.8	35.5			46.2			36.5		28.5	24.2	100
105	76.5	78	79.5	75	77	57.9	69	55.7	31.7	56.3	35.7			44.9			35.3		27.6	23.4	105
110	70	73.5	75	71	73.5	57.4	66	54.6	32.6	54.8	36.1			43.7			34.3		26.8	22.7	110
115	65	69	70.5	67	70	56.8	63.5	53.6	33.6	53.3	36.4			42.5	26.4		33.4		26	22	115
120	60	64	66.5	63.5	66.5	56.3	61.5	52.6	34.6	51.8	36.7	21.2	41.4	26.5			32.5		25.2	21.3	120
125	55.9	59.5	62	59.9	63	55.9	58.5	51.6	35.3	50.3	36.9	21.6	40.2	26.6			31.6	18.3	24.5	20.6	125
130	51.7	54.8	57.4	56.1	59.6	55.5	55.7	50.7	34.9	48.9	36.4	22.2	39.2	26.8			30.7	18.3	23.8	20	130
135	47.5	50.3	52.9	52.4	56.5	55.2	52.6	49.8	34.6	47.3	35.9	22.8	38.3	26.9			29.9	18.3	23.2	19.4	135
140	43.5	46.3	48.6	49	53.3	54.4	49.5	49	34.3	45.8	35.4	23.4	37.4	26.9	11.8		29.1	18.4	22.5	18.9	140
145	40	42.9	44.7	45.8	49.8	53	46.3	48.3	34	44.3	34.9	23.7	36.6	26.8	11.9		28.4	18.4	21.8	18.3	145
150	36.9	39.5	41.2	42.8	46.6	49.7	43.4	47.5	33.7	42.8	34.4	23.6	35.7	26.7	12.1		27.8	18.4	21.3	17.7	150
155	33.9	36.1	37.6	39.4	43.6	46.5	40.7	45.7	33.4	40.8	33.8	23.5	34.8	26.5	12.3		27.1	18.5	20.7	17.1	155
160	30.8	32.7	34.2	36.4	40.8	43.5	38.1	43.3	33.1	38.5	33.3	23.3	33.9	26.3	12.6		26.4	18.5	20.2	16.6	160
165	27.8	29.6	31	33.8	38	40.6	35.6	40.6	32.8	36.1	32.7	23.2	33	26	12.9		25.7	18.5	19.7	16.2	165
170	24.8	27	28.1	31.2	35.4	37.8	33.2	38	32.4	33.9	32.1	22.9	32	25.6	13.3		25	18.6	19.2	15.8	170
175	22.3	24.4		28.7	32.7	35.1	30.8	35.6	31.9	31.7	31.5	22.7	30.9	25.2	13.7		24.3	18.6	18.7	15.4	175
180	20	21.8		26.1	30.1	32.4	28.4	33.3	31.4	29.7	30.8	22.4	29.6	24.8	14.1		23.5	18.4	18.1	14.9	180
185	17.8	19.2		23.5	27.4	29.8	26.2	31.1	30.8	27.7	29.9	22.2	28	24.4	14.3		22.7	18.1	17.6	14.5	185
190	15.5	16.6		20.9	24.8	27.1	23.9	29	30.3	25.8	29	22	26.2	23.9	14.3		21.9	17.7	17.2	14.1	190
195	13.2	14.4		18.9	22.2	24.3	21.6	26.9	29.1	24.1	28.2	21.8	24.5	23.5	14.4		21.2	17.3	16.8	13.6	195
200	11	12.2		17	19.8		19.4	24.7	27.2	22.4	26.9	21.7	22.9	23.1	14.4		20.4	17	16.4	13.2	200
205	8.9	10.1		15	17.7		17.2	22.5	24.9	20.7	25.4	21.5	21.3	22.8	14.4		19.6	16.6	16	12.8	205
210	7	8		13	15.6		15.2	20.2	22.3	19.1	23.7	21.4	19.8	22.4	14.4		18.8	16.3	15.6	12.5	210
215	5.1	5.9		11.1	13.5		13.5	17.9	19.8	17.1	21.9	21.1	18.3	22	14.3		18	15.9	15.2	12.2	215
220				9.1	11.4		11.7	15.7	17.3	15	20.1	20.1	16.9	21.5	14.2		16.9	15.7	14.8	11.8	220
225				7.3	9.4		10	13.8		13.2	18.3	18.6	15.5	20.5	14		15.7	15.4	14.5	11.5	225
230				5.9	7.4		8.3	11.9		11.6	16.6	17.2	14.1	19	13.9		14.4	15.1	14.1	11.2	230
235				4.6	5.9		6.6	10		10.1	14.5	15.7	12.7	17.4	13.8		13.2	14.8	13.2	10.9	235
240					4.4		4.9	8.1		8.5	12.5	14.2	11.3	15.9	13.3		12.1	14.5	12.2	10.5	240
245								6.3		7	10.7		9.9	14.5	12.6		10.9	14	11.2	10.2	245
250										5.5	9		8.6	13	11.8		9.9	13.4	10.1	9.6	250
255										4	7.3		7.3	11.5	11		8.8	12.4	9.1	8.7	255
260											5.7		5.9	9.8	10.2		7.8	11.4	8	7.7	260
265													4.6	8.3	9.2		6.8	10.4	6.9	6.8	265
270														6.9			5.9	9.4	5.8	5.8	270
275														5.5			4.9	8.4	4.8	4.8	275
280														4.2			4.1	7.4	4.2	3.8	280
285																		6.5	3.7		285
290																		5.5			290
295																		4.4			295
300																		3.5			300

**G**


\* adapter · pièce d'adaptateur  
\*\* optional · en option

TAB 232056 / 232065 / 232074

# Lifting capacities Forces de levage



**TY3EF**



ft	258 ft + 7 ft*																ft		
	20 ft**			46 ft			69 ft			92 ft			115 ft			138 ft			
	0°	20°	40°	0°	20°	40°	0°	20°	40°	0°	20°	40°	0°	20°	40°	0°		20°	
65	85																	65	
70	82	77.5	74	67														70	
75	78.5	76	73	66				53.2										75	
80	75	73.5	70.5	63.5				52.8										80	
85	72	71	68.5	61.5	54.9			51			41.3							85	
90	68	68	66.5	59.3	53.3			49.4			40			33.5			30.2	90	
95	64.5	65.5	64.5	57.3	51.7	45.9	47.8	38.1			38.7			32.8			30	95	
100	61	63	62	55.5	50.3	45.8	46.3	37.9			37.5			31.7			29.5	100	
105	57.1	60.5	59.9	53.8	48.8	45.6	44.8	37.5			36.2			30.7			28.6	105	
110	54.2	57.7	57.3	52.1	47.4	44.5	43.4	36.8	27.6		35.1	24.9		29.7			27.7	110	
115	51.3	54.7	54.7	50.3	46.1	43.5	42.1	36.1	27.6	34	24.6			28.8			26.9	115	
120	48.5	51.7	52.1	48.5	44.9	42.5	40.8	35.3	27.6	32.9	24.2			27.8	15.9		26.1	120	
125	45.7	48.6	49.4	46.7	43.6	41.5	39.5	34.5	27.6	32	23.8			26.9	15.9		25.2	125	
130	42.8	45.6	46.7	44.8	42.4	40.5	38.4	33.6	27.6	31	23.6	15		26.1	15.5		24.4	130	
135	40.3	43	43.9	42.9	41.1	39.5	37.3	32.8	27.6	30	23.3	14.8		25.4	15.2		23.7	11.1	135
140	38	40.7	41.3	41	39.8	38.5	36.2	31.9	27.5	29.1	23	14.7		24.6	14.9		23	10.9	140
145	36	38.5	38.9	39.1	38.5	37.4	35.2	31	27.4	28.3	22.6	14.5		23.8	14.6		22.4	10.6	145
150	34	36.2	36.7	37.3	37.2	36.4	34.1	30.2	27.1	27.5	22.3	14.4		23	14.4	8.5	21.7	10.3	150
155	31.9	34	34.5	35.4	35.9	35.4	33.1	29.5	26.9	26.7	22	14.3		22.3	14.1	8.3	21	10.2	155
160	29.9	31.8	32.3	33.6	34.5	34.3	32	28.7	26.6	25.9	21.6	14.2		21.7	13.9	8.1	20.3	10	160
165	27.8	29.6	30.2	31.7	33	33.2	30.8	27.9	26	25.1	21.2	14.2		21.1	13.8	8	19.8	9.8	165
170	25.7	27.4	28.1	29.9	31.3	31.9	29.2	27.2	25.4	24.3	20.6	14.2		20.5	13.6	7.8	19.3	9.7	170
175	23.5	25.2	25.9	28	29.5	30.2	27.7	26.4	24.7	23.5	20	14.2		19.8	13.5	7.7	18.7	9.6	175
180	21.4	23	23.8	26.1	27.8	28.4	26.2	25.5	24	22.5	19.4	14.2		19.2	13.3	7.6	18.2	9.5	180
185	19.2	20.8	21.6	24.2	26.1	26.7	24.6	24.3	23.3	21.2	18.7	14.2		18.6	13.1	7.5	17.6	9.4	185
190	17	18.7	19.5	22.2	24.4	24.9	23.1	23	22.6	19.9	18.1	14.1		17.9	12.9	7.5	17.1	9.3	190
195	14.9	16.7	17.3	20.1	22.5	23.2	21.5	21.6	21.3	18.7	17.4	14		17.1	12.6	7.5	16.5	9.2	195
200	12.9	14.7		18.1	20.7	21.4	19.9	20.2	20.1	17.4	16.6	13.8		16.2	12.3	7.4	16	9.1	200
205	11.2	12.8		16.1	18.8	19.5	18.1	18.9	18.8	16.2	15.5	13.7		15.4	12	7.4	15.5	9	205
210	9.5	10.8		14	16.8	17.7	16.4	17.5	17.5	14.9	14.4	13.5		14.5	11.7	7.4	15.1	8.8	210
215	7.8	8.8		12	15	15.8	14.7	16.1	16.2	13.6	13.2	12.6		13.7	11.5	7.4	14.7	8.7	215
220	6.1	7.1		10.3	13.1	13.9	12.9	14.6	14.9	12.3	12.1	11.5		12.8	10.8	7.3	14.3	8.6	220
225		5.5		8.8	11.2		11.2	13.2	13.7	10.9	10.9	10.3		12	10	7.3	13.8	8.5	225
230				7.3	9.6		9.4	11.7	12.4	9.6	9.7	9.2		11.1	9	7.3	13.4	8.3	230
235				5.9	7.9		7.8	10.2	11.1	8.3	8.7	8		9.8	8	6.8	13	8.2	235
240				4.4	6.4		6.7	8.7	9.8	6.9	7.7	6.9		8.5	7	5.9	12.2	7.8	240
245							5.7	7.3		5.6	6.7	5.8		7.3	6	4.8	11.2	7.2	245
250							4.8	6.1			5.7	4.7		6	5.1		10.1	6.6	250
255							3.9	5.2			4.8	3.6		4.7	4.3		9.1	6	255
260								4.3			3.8				3.7		7.9	5.4	260
265																	6.6	4.8	265
270																	5.3	4.2	270
275																	3.9	3.6	275

G

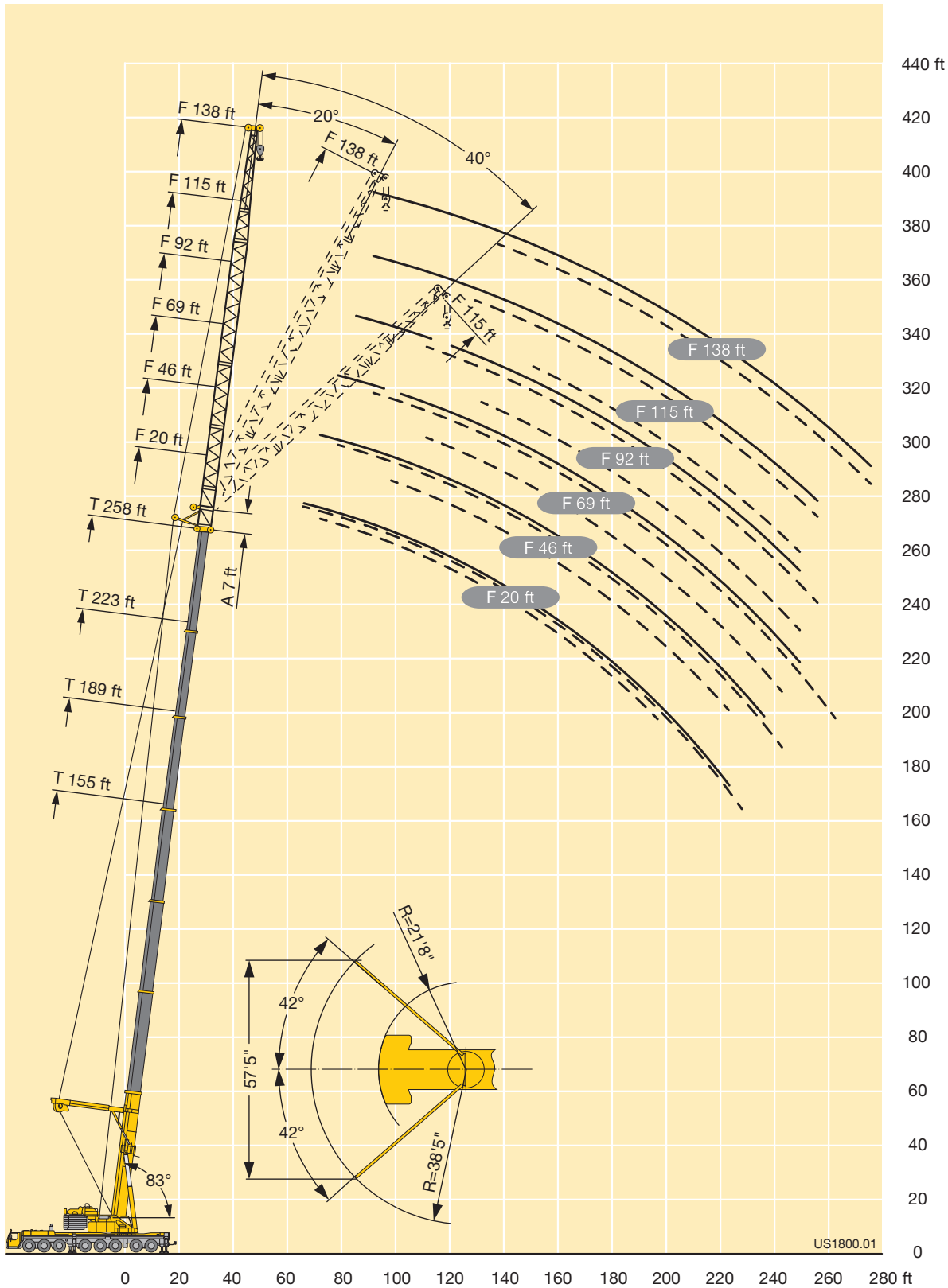
\* adapter · pièce d'adaptateur  
\*\* optional · en option

TAB 232056 / 232065 / 232074

# Lifting heights Hauteurs de levage



**TY3EF**



**G**

# Lifting capacities Forces de levage



85%

ft	53 ft + 13 ft*											87 ft + 13 ft*											ft	
	69 ft	92 ft	115 ft	138 ft	161 ft	184 ft	207 ft	230 ft	253 ft	276 ft	299 ft	69 ft	92 ft	115 ft	138 ft	161 ft	184 ft	207 ft	230 ft	253 ft	276 ft	299 ft		
38	175																						38	
40	173																							40
45	159	151									180													45
50	147	142									170													50
55	139	132	128								160	152												55
60	133	124	119	116							156	142	135											60
65	128	116	112	108	102						154	134	128	117										65
70	128	114	106	102	97						153	128	122	113										70
75	128	114	101	96.5	92	85.5					151	124	116	109	98									75
80		114	96	92	87	81.5	74.5					122	110	104	94.5	83.5								80
85		114	94	88	82.5	77.5	71	64				119	105	100	91.5	81	70.5							85
90		114	93.5	84.5	79	74.5	68.5	61.5				117	104	96.5	88	78.5	69							90
95		114	92.5	81.5	75.5	71	65.5	59.3	54			116	103	93	85.5	76.5	67	58.2						95
100			91.5	79.5	72.5	68.5	63	57.1	52.2	42.6		113	102	90	82.5	74	65.5	57	49.4					100
105			91	79.5	69.5	65.5	60.5	55.1	50.4	42.6			101	89	80	72	64	55.8	48.5	41				105
110			90	79	68.5	63	58.4	53.1	48.7	41.4	35.8		99	88.5	77.5	70	62.5	54.7	47.7	39.9	33.6			110
115			90	79	68	60.5	56.2	51.3	47.1	40.2	35.2		95	88	75.5	68.5	61	53.6	46.9	38.9	33.3			115
120			84.5	79	68	58.4	54	49.5	45.6	39.1	34.3		90.5	87	74	67	59.4	52.6	46.1	37.9	32.7			120
125				79	68	57	52	47.8	44.1	38	33.4			85	74	65	58	51.5	45.4	37	32			125
130				79	68	56.4	50.1	46.3	42.8	36.9	32.6			81	73.5	63.5	56.6	50.3	44.7	36.1	31.3			130
135				77.5	68	55.9	48.8	44.7	41.5	35.9	31.7			77.5	73	62	55.2	49.1	43.8	35.2	30.6			135
140				71.5	68	55.3	48	43.3	40.2	35	30.8			74.5	72	61.5	53.9	48	43	34.4	30			140
145					68	54.8	47.8	41.8	39	34.2	30			70.5	69.5	61.5	52.8	46.9	42.1	33.6	29.4			145
150					68	54.3	47.5	40.5	37.9	33.4	29.2			64	66.5	61.5	52.2	45.9	41.2	32.8	28.8			150
155					66	53.8	47.3	39.3	36.8	32.7	28.5				64	61.5	52.1	44.9	40.4	32.1	28.2			155
160					60.5	53.4	47	38.5	35.7	31.9	27.8				61.5	60	52.1	44.1	39.7	31.4	27.6			160
165					52.5	53	46.8	37.9	34.7	31.2	27.1				59	57.8	52.1	43.5	38.9	30.8	27.1			165
170					44	53	46.2	37.3	33.8	30.6	26.4				56.8	55.6	52.1	42.8	38.1	30.1	26.6			170
175						52.9	46.3	36.7	33.5	29.9	25.8					53.5	51.6	42.2	37.4	29.5	26.1			175
180						49.6	46	36.1	33.3	29.2	25.2					51.6	50.3	41.6	37.1	28.9	25.6			180
185						43.8	45.8	35.7	33.1	28.5	24.6					49.6	48.4	41	37	28.3	25.2			185
190						38.2	45.6	35.4	32.9	27.8	24					47.4	46.6	40.4	37	27.9	24.8			190
195							45.4	35.4	32.7	27.5	23.4					41.1	45	39.8	37	27.4	24.4			195
200							42	35.4	32.5	27.2	23.2						43.4	39.3	37	27.1	24.1			200
205							37	35.4	32.3	26.8	23.2						41.9	38.7	36.9	26.7	23.8			205
210							32	35.4	32.1	26.4	23.2						40.5	38.2	36.6	26.3	23.5			210
215							27.3	35.4	32	26	23.2						36.9	37.7	36	26	23.2			215
220								34.3	31.8	25.6	23							36.7	35	25.7	22.9			220
225								31.8	31.7	25.2	22.8							35.4	33.7	25.3	22.6			225
230								27.6	31.7	24.8	22.5							34.1	32.6	25	22.4			230
235								23.6	31.7	24.5	22.2							30.7	31.4	24.6	22.1			235
240									29.5	24.1	21.9							26.4	30.3	24.3	21.8			240
245									26.5	23.7	21.6								29.3	23.9	21.5			245
250									23.1	23.4	21.3								28.3	23.6	21.2			250
255									19.9	23	21.1								27.4	23.3	21			255
260									16.8	22.7	20.8								24.5	23	20.7			260
265										22.3	20.5									22.7	20.5			265
270										21.2	20.3									22.4	20.2			270
275										18	20									22.1	20			275
280										14.9	19.8									20.9	19.7			280
285											18.6									17.9	19.2			285
290											16.6										18.5			290
295											14.1										17.8			295
300											11.7										16.6			300
305											9.4										14.5			305

\* adapter - pièce d'adaptateur

TAB 231249

# Lifting capacities Forces de levage



85%

ft	121 ft + 13 ft*										155 ft + 13 ft*										ft		
	69 ft	92 ft	115 ft	138 ft	161 ft	184 ft	207 ft	230 ft	253 ft	276 ft	299 ft	69 ft	92 ft	115 ft	138 ft	161 ft	184 ft	207 ft	230 ft	253 ft		276 ft	299 ft
55	158										106												55
60	148	140									105												60
65	140	132	121								99.5	90											65
70	134	125	117								95	86.5	77										70
75	129	119	112	100							91.5	83	75.5	65.5									75
80	123	113	107	98	85.5						88	79.5	73	65									80
85	118	109	103	95.5	84	71					85	76.5	70.5	63	55.2								85
90		105	98	92	82.5	70					82	74	68	61.5	53.9	46.1							90
95		101	95	88.5	80.5	69	58.3				71	65.5	59.3	52.6	45.4								95
100		97.5	92	85.5	78.5	67.5	57.6	48.4			69	63	57.4	51.3	44.3	38.1							100
105			89.5	82.5	76	66	56.9	47.8	40.9			66.5	61.5	55.6	49.7	43.3	37.2	31.3					105
110			87	79.5	73.5	65	56.2	47.3	40.4	33.9		64.5	59.6	53.9	48.3	42.2	36.3	30.6	26.6				110
115			85	77.5	71.5	63.5	55.4	46.8	39.9	33.7			58	52.4	46.9	41	35.5	29.9	26.1				115
120			82.5	75.5	69.5	62	54.5	46.3	39.5	33.3	27		56.4	51.1	45.6	39.9	34.7	29.2	25.5	21.7			120
125			80.5	73.5	67.5	60.5	53.5	45.8	39.1	32.9	26.7		54.9	49.8	44.3	38.7	33.8	28.6	24.9	21.2	16.4		125
130			77	72	66	59.1	52.6	45.1	38.6	32.6	26.5		53.4	48.6	43.1	37.7	32.8	28	24.4	20.7	16		130
135				70.5	64.5	57.6	51.7	44.4	38.2	32.2	26.2			52	47.5	42.2	36.7	31.9	27.3	23.8	20.2	15.6	135
140				68.5	63	56.2	50.7	43.7	37.8	31.9	25.9				46.4	41.3	35.7	30.9	26.5	23.2	19.7	15.3	140
145				66	61.5	54.9	49.6	43.1	37.3	31.5	25.7				45.3	40.4	34.8	30.1	25.8	22.7	19.3	14.9	145
150				63.5	60	53.7	48.5	42.5	36.9	31	25.5				44.3	39.7	34.1	29.3	25	22	18.8	14.5	150
155					58.7	52.5	47.5	41.8	36.5	30.4	25.3				43.3	38.9	33.4	28.4	24.3	21.4	18.3	14.2	155
160					56.9	51.4	46.5	41	36.1	29.9	25.1					38.1	32.8	27.7	23.6	20.9	17.8	13.8	160
165					54.8	50.3	45.6	40.1	35.7	29.4	25					37.4	32.1	27.1	22.9	20.3	17.3	13.4	165
170					52.7	49.3	44.7	39.3	35.3	28.9	24.8					36.7	31.5	26.6	22.3	19.8	16.8	13.1	170
175					50.7	48.3	43.8	38.5	34.9	28.4	24.6					36	31	26.2	21.7	19.2	16.4	12.7	175
180						46.9	42.9	37.8	34.3	27.9	24.3					35.4	30.4	25.7	21.1	18.7	15.9	12.3	180
185						45.4	42.1	37.2	33.6	27.4	24						29.8	25.2	20.6	18.3	15.4	12	185
190						43.7	41.3	36.5	33	27	23.7						29.3	24.8	20.1	17.8	15	11.6	190
195						42.2	40.5	35.9	32.3	26.5	23.4						28.8	24.4	19.7	17.4	14.6	11.3	195
200							39.5	35.3	31.7	26.1	23.1						28.3	24	19.2	17.1	14.2	11.1	200
205							38.3	34.7	31.1	25.8	22.8							23.6	18.7	16.7	13.9	10.9	205
210							36.9	34.1	30.5	25.5	22.5							23.2	18.3	16.4	13.6	10.7	210
215							35.6	33.6	29.9	25.2	22.3							22.8	17.9	16.1	13.4	10.4	215
220							34.5	32.7	29.4	24.9	22							22.4	17.4	15.8	13.1	10.2	220
225								31.7	28.8	24.6	21.8							22	17	15.5	12.9	10	225
230								30.6	28.3	24.4	21.6								16.6	15.2	12.6	9.8	230
235								29.5	27.5	24.1	21.3								16.2	14.9	12.4	9.6	235
240								28.5	26.5	23.9	21.1								15.8	14.6	12.2	9.5	240
245									25.6	23.5	20.7								15.4	14.3	12	9.3	245
250									24.6	22.9	20.3								14	11.8	9.1		250
255									23.7	22	19.9									13.8	11.6	8.9	255
260									22.9	21.1	19.5									13.5	11.3	8.8	260
265									22.1	20.3	19									13.2	11.1	8.6	265
270										19.5	18.2									13	10.9	8.4	270
275										18.7	17.4									12.7	10.8	8.3	275
280										18	16.6										10.6	8.1	280
285										17.3	15.8										10.4	7.9	285
290											15.1										10.2	7.8	290
295											14.4										10	7.6	295
300											13.6											7.5	300
305											13											7.4	305
310											12.4											7.2	310
315																						7.1	315
320																						6.9	320

\* adapter · pièce d'adaptateur



# Lifting capacities Forces de levage



85%

ft	189 ft + 13 ft*										223 ft + 13 ft*							258 ft + 13 ft*						ft		
	69 ft	92 ft	115 ft	138 ft	161 ft	184 ft	207 ft	230 ft	253 ft	276 ft	69 ft	92 ft	115 ft	138 ft	161 ft	184 ft	207 ft	230 ft	69 ft	92 ft	115 ft	138 ft	161 ft		184 ft	
65	71																									65
70	68	59.4									45.4															70
75	64.5	58.1	50.9								44.3	37.1							25.1							75
80	61	55.9	50.4								42.4	36.7							24.8							80
85	58.6	53.4	48.7	42.9							40.3	35.3	30.8						23.6	18.4						85
90	56.2	51	46.9	41.6	35.5						38.5	33.8	29.7	24.7					22.4	17.4	13.4					90
95		48.9	45.1	40.2	34.8	28.8					36.8	32.2	28.6	24.1	19				21.2	16.3	12.9	9.7				95
100		47	43.3	39	33.7	28.5	23					30.6	27.4	23.1	18.8	13.1				15.3	12.1	9.6	6.5			100
105		45.5	41.5	37.7	32.6	27.6	23					29.2	26.1	22.1	17.9	13.1				14.2	11.4	9.1	6.5			105
110		44.1	40	36.2	31.6	26.8	22.2	17.6				28	24.9	21.1	17.2	12.5	9.2			13.5	10.9	8.6	6.1	3.3		110
115		42.7	38.6	34.9	30.6	25.9	21.5	17.1	13.3			26.9	23.7	20.1	16.3	11.8	8.9	5.8		12.8	10.3	8.2	5.7	3.2		115
120			37.3	33.6	29.5	24.8	20.7	16.4	13.2				22.6	19.1	15.5	11.2	8.5	5.7		12.2	9.9	7.7	5.4	2.9		120
125			36.2	32.3	28.4	23.9	19.7	15.8	12.8				21.7	18.2	14.6	10.6	8	5.4			9.4	7.3	5	2.7		125
130			35	31.2	27.3	22.9	18.7	15	12.3	9.6			20.8	17.4	13.8	10.1	7.5	5.1			9	6.9	4.6	2.5		130
135			34	30.2	26.3	22	17.9	14.3	11.9	9.4			20.1	16.6	13	9.6	7.1	4.8			8.6	6.5	4.3	2.2		135
140				29.3	25.3	21.2	17	13.6	11.4	9.1			19.3	15.9	12.3	9.1	6.7	4.4			8.3	6.2	3.9			140
145				28.4	24.5	20.3	16.2	12.9	10.9	8.8				15.2	11.6	8.7	6.2	4				5.9	3.6			145
150				27.5	23.8	19.6	15.4	12.4	10.5	8.5				14.6	10.9	8.2	5.9	3.6				5.6	3.3			150
155				26.7	23.1	18.8	14.6	11.9	10.1	8.2				14.1	10.6	7.8	5.5	3.2				5.3	3			155
160				25.9	22.4	18.1	13.9	11.3	9.6	7.8				13.5	10.3	7.4	5.1	2.9				5	2.8			160
165					21.7	17.5	13.2	10.8	9.2	7.5					10	7	4.7	2.6				4.8	2.6			165
170					21.1	16.9	12.5	10.3	8.8	7.1					9.7	6.8	4.4	2.4				4.6	2.4			170
175					20.5	16.3	12.1	9.9	8.4	6.8					9.5	6.5	4.1					4.6	2.2			175
180					19.9	15.8	11.8	9.4	8	6.4					9.2	6.3	3.7									180
185						15.2	11.5	9	7.6	6.1					9	6	3.5									185
190						14.7	11.2	8.6	7.3	5.8					8.7	5.8	3.3									190
195						14.2	11	8.3	6.9	5.5						5.6	3.2									195
200						13.7	10.7	8.1	6.5	5.1						5.4	3									200
205						13.3	10.4	7.8	6.3	4.9						5.2	2.9									205
210							10.2	7.6	6.1	4.6							2.7									210
215							10	7.4	5.9	4.3							2.6									215
220							9.8	7.2	5.7	4							2.4									220
225							9.5	7	5.5	3.8							2.3									225
230								6.7	5.4	3.7																230
235								6.5	5.2	3.6																235
240								6.3	5	3.5																240
245								6.1	4.9	3.4																245
250								5.9	4.7	3.3																250
255								5.8	4.6	3.1																255
260									4.4	3																260
265									4.3	2.9																265
270									4.1	2.8																270
275									4	2.7																275
280										2.6																280
285										2.5																285
290										2.4																290
295										2.3																295
300										2.2																300

\* adapter · pièce d'adaptateur

TAB 231249





# Lifting capacities Forces de levage



85%

ft	53 ft + 13 ft*										87 ft + 13 ft*										ft		
	69 ft	92 ft	115 ft	138 ft	161 ft	184 ft	207 ft	230 ft	253 ft	276 ft	299 ft	69 ft	92 ft	115 ft	138 ft	161 ft	184 ft	207 ft	230 ft	253 ft		276 ft	299 ft
55	138																						55
60	128																						60
65	119	115									144												65
70	116	109									136												70
75	115	103	100								129												75
80	115	98	94.5								123	117											80
85	114	93	89.5	86							122	111	107										85
90		92	85.5	82							121	106	102										90
95		92	81.5	78	75							102	97										95
100		91.5	79	74.5	71.5							101	92.5	89									100
105		91.5	78	72	68	64.5						101	89	85	80								105
110		91.5	78	69.5	64.5	61.5						101	86	81.5	77								110
115			78	67	62.5	58.7						97	85	79	74								115
120			78	65.5	60	56.1	53.1						85	76.5	71.5	66							120
125			78	65.5	58	53.6	50.8	47.4					84.5	74	69	63.5	57.7						125
130			78	65.5	56	51.6	48.7	45.5					82.5	72.5	67	61.5	56						130
135				65.5	55.1	50	46.6	43.7					79.5	72.5	64.5	59.6	54.4						135
140				65.5	54.7	48.6	44.8	41.9	39.3					72	63	57.8	52.8	47.3					140
145				65.5	54.7	47.2	43.4	40.2	37.9	34.6				71.5	61.5	56.3	51.3	46					145
150				65.5	54.7	45.8	42.1	38.6	36.4	33.4				69	61.5	54.8	50	44.8	40.5				150
155			60	54.7	45.2	40.8	37.2	35.1	32.3				66	61.5	53.3	48.7	43.6	39.7					155
160				54.7	45	39.6	36	33.8	31.2	27.6			63.5	52	47.5	42.4	38.8	33.1					160
165				54.7	45	38.5	35	32.5	30.2	26.7				59.3	51.1	46.3	41.4	37.8	32.4				165
170				54.7	45	37.9	34.1	31.5	29.2	25.9				57.1	51.1	45.2	40.5	36.9	31.7	27.4			170
175				54.7	45	37.9	33.1	30.6	28.2	25.1				55	51.1	44.2	39.7	36.1	31.1	27			175
180					45	37.9	32.2	29.7	27.2	24.4				53.1	50.8	43.7	38.9	35.3	30.5	26.6			180
185					45	37.9	31.5	28.9	26.3	23.6					49.9	43.7	38.1	34.6	29.9	26.1			185
190					45	37.9	31	28	25.6	22.9					48.1	43.7	37.4	33.9	29.3	25.7			190
195					45	37.9	31	27.2	24.9	22.2					46.5	43.7	36.6	33.3	28.7	25.3			195
200					43	37.9	31	26.6	24.2	21.5					44.9	43.1	36.4	32.7	28.2	24.9			200
205						37.9	31	26.2	23.6	20.9					43.4	42	36.4	32.1	27.7	24.5			205
210						37.9	31	26.2	22.9	20.3						40.5	36.4	31.5	27.3	24.1			210
215						37.9	31	26.2	22.2	19.6						39.2	36.4	31.4	26.8	23.8			215
220						36.7	31	26.2	21.6	18.9						37.9	36.2	31.4	26.3	23.4			220
225							31	26.2	21.2	18.2						36.7	35.5	31.4	25.9	23.1			225
230							31	26.2	21.2	17.6							34.3	31.3	25.5	22.7			230
235							31	26.2	21.2	17.1							33.2	31.2	25.2	22.3			235
240							31	26.2	21.2	16.9							32.1	30.4	24.9	22			240
245							29.2	26.2	21.2	16.9							31.1	29.4	24.6	21.7			245
250								26.2	21.2	16.9							30.2	28.3	24.3	21.5			250
255								26.2	21.2	16.9							29.2	27.4	24	21.4			255
260								26.2	21.2	16.9								26.5	23.8	21.2			260
265								24.9	21.2	16.9								25.6	23.5	20.9			265
270									21.2	16.9								24.8	23.1	20.7			270
275									21.2	16.9								24	22.4	20.5			275
280									21.2	16.9									21.6	19.8			280
285									20.9	16.9									20.8	19.1			285
290									19.7	16.9									20.1	18.3			290
295									16.3	16.9									19.4	17.6			295
300										16.9									18.8	16.9			300
305										16.9										16.2			305
310										16										15.6			310
315																				15			315
320																				14.4			320

\* adapter · pièce d'adaptateur

# Lifting capacities Forces de levage



85%

ft	121 ft + 13 ft*											155 ft + 13 ft*								ft					
	69 ft	92 ft	115 ft	138 ft	161 ft	184 ft	207 ft	230 ft	253 ft	276 ft	299 ft	69 ft	92 ft	115 ft	138 ft	161 ft	184 ft	207 ft	230 ft		253 ft	276 ft	299 ft		
80	106																							80	
85	100	97																							85
90	95.5	92										66.5													90
95	91.5	87.5										64.5													95
100	88.5	83	81.5									61.5	58.1												100
105		79	77.5									58.6	55.2												105
110		76.5	74	70.5								56.4	52.7	49.9											110
115		74	71	68.5									50.3	48.4											115
120		71.5	68	65.5	62.5								48.3	46.2	43.6										120
125			65	62.5	60								46.6	44.2	41.7										125
130			63.5	60.5	57.6	53.4							45.4	42.3	39.9	36.6									130
135			62.5	58	55.3	52							44.2	40.7	38.2	35.4									135
140			61	56.1	53.1	50	46.3							39.3	36.6	33.9	29.2								140
145			59.7	54.6	51.2	48.2	44.7							38.1	35.2	32.4	29								145
150			58.5	53.4	49.3	46.4	43.1	39						37	33.7	31.1	27.8	24.4							150
155				52.2	47.5	44.8	41.7	38						35.9	32.6	29.8	26.6	23.5							155
160				51	46.2	43.2	40.2	36.8	33.7						31.7	28.6	25.5	22.4	18.5						160
165				49.9	45.3	41.7	38.8	35.6	32.8						31.1	27.4	24.4	21.4	18.4						165
170				48.8	44.5	40.2	37.5	34.5	31.8	28.6					30.5	26.3	23.4	20.4	17.4	15.3					170
175					43.8	39.1	36.2	33.4	30.9	28					30	25.6	22.4	19.4	16.4	14.6					175
180					43.1	38.2	34.9	32.2	30	27.3	22.8				29.4	24.8	21.4	18.4	15.3	13.8	11.3				180
185					42.3	37.4	33.6	31.1	29.1	26.6	22.7					24.1	20.3	17.3	14.2	13.1	11.2				185
190					41.6	36.5	32.3	30	28.3	26	22.1					23.3	19.4	16.2	13	12.4	10.6	8.5			190
195					40.9	35.7	31.4	28.8	27.3	25.3	21.5					22.6	18.9	15.2	12.3	11.5	10.1	8			195
200						34.9	30.8	27.6	26.3	24.7	20.9					22	18.4	14.2	11.7	10.6	9.5	7.5			200
205						34.2	30.2	26.5	25.2	24	20.4						18	13.5	11.1	9.9	8.9	6.9			205
210						33.4	29.7	25.6	24.2	23.1	19.8						17.5	13	10.5	9.4	8.3	6.4			210
215						32.7	29.2	25	23.1	22.2	19.2						17.1	12.6	9.9	8.9	7.7	5.8			215
220							28.7	24.4	22.1	21.3	18.5						16.7	12.2	9.3	8.4	7.2	5.3			220
225							28.2	23.9	21.2	20.3	17.7						16.3	11.9	8.9	7.9	6.7	4.8			225
230							27.7	23.3	20.5	19.4	16.8							11.5	8.7	7.4	6.3	4.3			230
235							27.2	22.8	20.1	18.5	15.9							11.2	8.5	6.9	5.9	3.9			235
240							26.8	22.2	19.7	17.6	15.1							10.8	8.3	6.6	5.5	3.5			240
245								21.7	19.3	17	14.2							10.5	8.1	6.4	5.1	3.1			245
250								21.2	19	16.6	13.4								8	6.1	4.6	2.7			250
255								20.8	18.6	16.2	12.6								7.8	5.9	4.3	2.3			255
260								20.3	18.3	15.8	12								7.6	5.7	4.1				260
265									18	15.4	11.5								7.4	5.5	3.9				265
270									17.6	15	11.3								7.3	5.3	3.8				270
275									17.3	14.6	11.2								7.1	5.1	3.6				275
280									17	14.2	11										4.9	3.5			280
285									16.7	13.8	10.8										4.7	3.4			285
290										13.5	10.6										4.5	3.3			290
295										13.1	10.4										4.3	3.1			295
300										12.7	10.3											3			300
305										12.4	10.1											2.9			305
310											9.9											2.8			310
315											9.7											2.7			315
320											9.6											2.6			320
325											9.4														325

\* adapter - pièce d'adaptateur

TAB 231250

# Lifting capacities Forces de levage



85%

ft	189 ft + 13 ft*								223 ft + 13 ft*					258 ft + 13 ft*		ft
	69 ft	92 ft	115 ft	138 ft	161 ft	184 ft	207 ft	230 ft	69 ft	92 ft	115 ft	138 ft	161 ft	69 ft	92 ft	
100	40.7															100
105	38.6															105
110	36.7	32.6							20.5							110
115	35	31.4							19.7							115
120		29.8	26.1						18.5	12.9				7.1		120
125		28.3	26						17.3	12.8				7.1		125
130		26.9	24.7	21.8					16.2	12.1	10.1			6.7		130
135		25.8	23.5	20.9						11.4	9.7			6.2	3.2	135
140		24.7	22.3	19.8	15.6					10.8	9.2	6.8			3	140
145			21.2	18.6	15.5					10.3	8.7	6.8			2.7	145
150			20.3	17.6	14.5	10.9				9.8	8.3	6.3			2.4	150
155			19.4	16.6	13.4	10.4					7.8	5.9	3.6			155
160			18.6	15.6	12.5	9.8	7.2				7.4	5.5	3.5			160
165				14.8	11.8	9.3	7.1				7	5.1	3.1			165
170				14.2	11.2	8.8	6.6				6.7	4.8	2.8			170
175				13.7	10.8	8.3	6.2	3.9			6.4	4.5	2.5			175
180				13.2	10.3	7.9	5.8	3.7				4.2				180
185				12.8	9.9	7.5	5.3	3.3				4				185
190				12.3	9.6	7.1	4.9	3				3.7				190
195					9.3	6.7	4.6	2.5				3.5				195
200					9	6.3	4.2									200
205					8.7	6.1	3.8									205
210						5.8	3.4									210
215						5.5	3.1									215
220						5.3	2.9									220
225						5	2.7									225
230						4.8	2.4									230
235						4.6	2.3									235

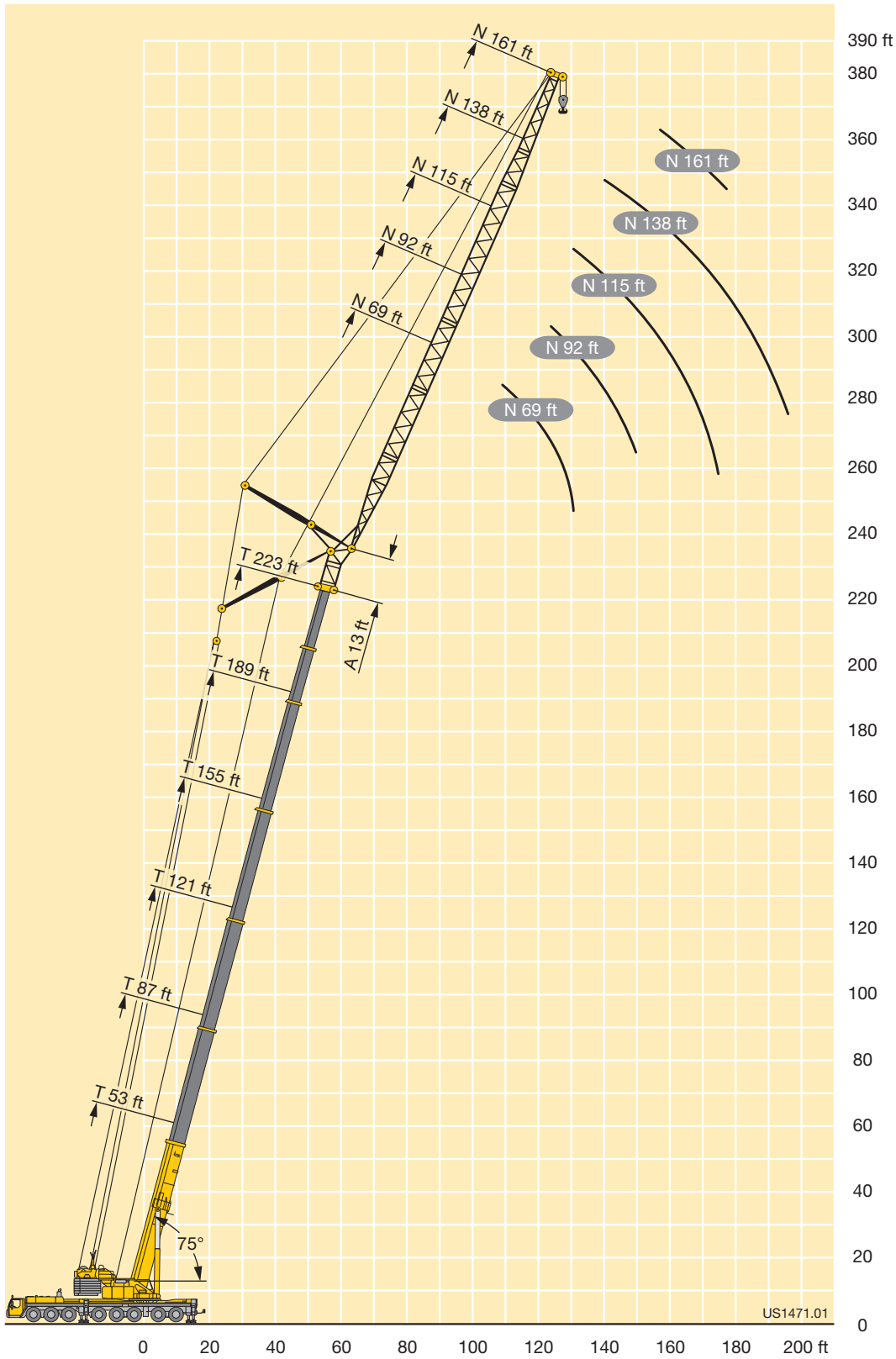
\* adapter · pièce d'adaptateur

TAB 231250

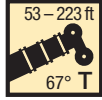
# Lifting heights Hauteurs de levage



TN



# Lifting capacities Forces de levage

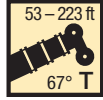


85%

ft	53 ft + 13 ft*										87 ft + 13 ft*										ft			
	69 ft	92 ft	115 ft	138 ft	161 ft	184 ft	207 ft	230 ft	253 ft	276 ft	299 ft	69 ft	92 ft	115 ft	138 ft	161 ft	184 ft	207 ft	230 ft	253 ft		276 ft	299 ft	
75	106																						75	
80	100																							80
85	96.5	92									119													85
90	96	87.5									113													90
95		83.5									108													95
100		80	77								103	98.5												100
105		78	73.5									94												105
110		78	70.5	66.5								90	85.5											110
115		78	68.5	64.5								87	83											115
120			66.5	62								83.5	79.5											120
125			65	59.9	56.7							81	76.5	73.5										125
130			65	57.7	54.3							77	74	70.5										130
135			65	56.9	52.4									71.5	68.5									135
140				56.8	50.7	47.1								69	67	62.5								140
145				56.8	49.3	45.2								66	64.5	60								145
150				56.8	47.9	43.7	40.5							63.5	62	57.9	54							150
155				56.8	46.8	42.4	39.1								59.6	56.6	52.5							155
160				56.8	46.2	41.2	37.5								57.3	55	50.7							160
165					46.2	40	36.3	33.9							55.1	53	49.1	45.6						165
170					46.2	38.9	35.3	32.5							53	51	48.2	44.2						170
175					46.2	38.5	34.3	31.1							51	49.1	47.2	42.9						175
180					46.2	38.3	33.3	30	28.9							47.3	45.8	41.9	38.2					180
185						38.3	32.4	29	27.7							45.6	44.1	41	37.2					185
190						38.3	31.5	28.2	26.7	25.2						43.9	42.5	40.1	36.2	33.5				190
195						38.3	31.1	27.5	25.7	24.3						42.4	41	39.2	35.3	32.8				195
200						38.3	31	26.7	24.9	23.3	20.3						39.5	37.9	34.5	31.9				200
205						38.3	31	26	24.1	22.4	20						38.1	36.6	33.7	31.1	28.4			205
210							31	25.2	23.4	21.4	19.1						36.8	35.2	33	30.2	27.8			210
215							31	24.8	22.6	20.6	18.2						35.5	34	32.3	29.4	27.2	23.4		215
220							31	24.7	21.8	20	17.3						34.4	32.8	31.4	28.6	26.5	23		220
225							31	24.7	21.2	19.4	16.7								31.7	30.5	27.7	25.9	22.5	225
230								24.7	20.9	18.8	16.2								30.6	29.4	27	25.1	22	230
235								24.7	20.9	18.2	15.7								29.6	28.4	26.4	24.4	21.5	235
240								24.7	20.9	17.6	15.1								28.7	27.4	25.5	23.7	20.9	240
245								24.7	20.9	17.1	14.6									26.4	24.5	22.9	20.3	245
250								24.7	20.9	16.5	14.1									25.5	23.6	21.9	19.7	250
255								24.7	20.9	16.2	13.6									24.6	22.7	21	19.1	255
260									20.9	16.2	13.1									23.8	21.8	20.1	18.3	260
265									20.9	16.2	12.6									23	21	19.3	17.4	265
270									20.9	16.2	12.1										20.2	18.5	16.6	270
275									20.9	16.2	11.6										19.4	17.7	15.7	275
280										16.2	11.3										18.7	16.9	14.9	280
285										16.2	11.2										18	16.2	14.1	285
290										16.2	11.2											15.5	13.4	290
295										16.2	11.2											14.8	12.6	295
300										16.2	11.2											14.1	12.2	300
305											11.2											13.5	11.7	305
310											11.2											12.9	11.3	310
315											11.2												10.9	315
320											11.2												10.6	320
325											11.2												10.2	325

\* adapter - pièce d'adaptateur

# Lifting capacities Forces de levage



85%

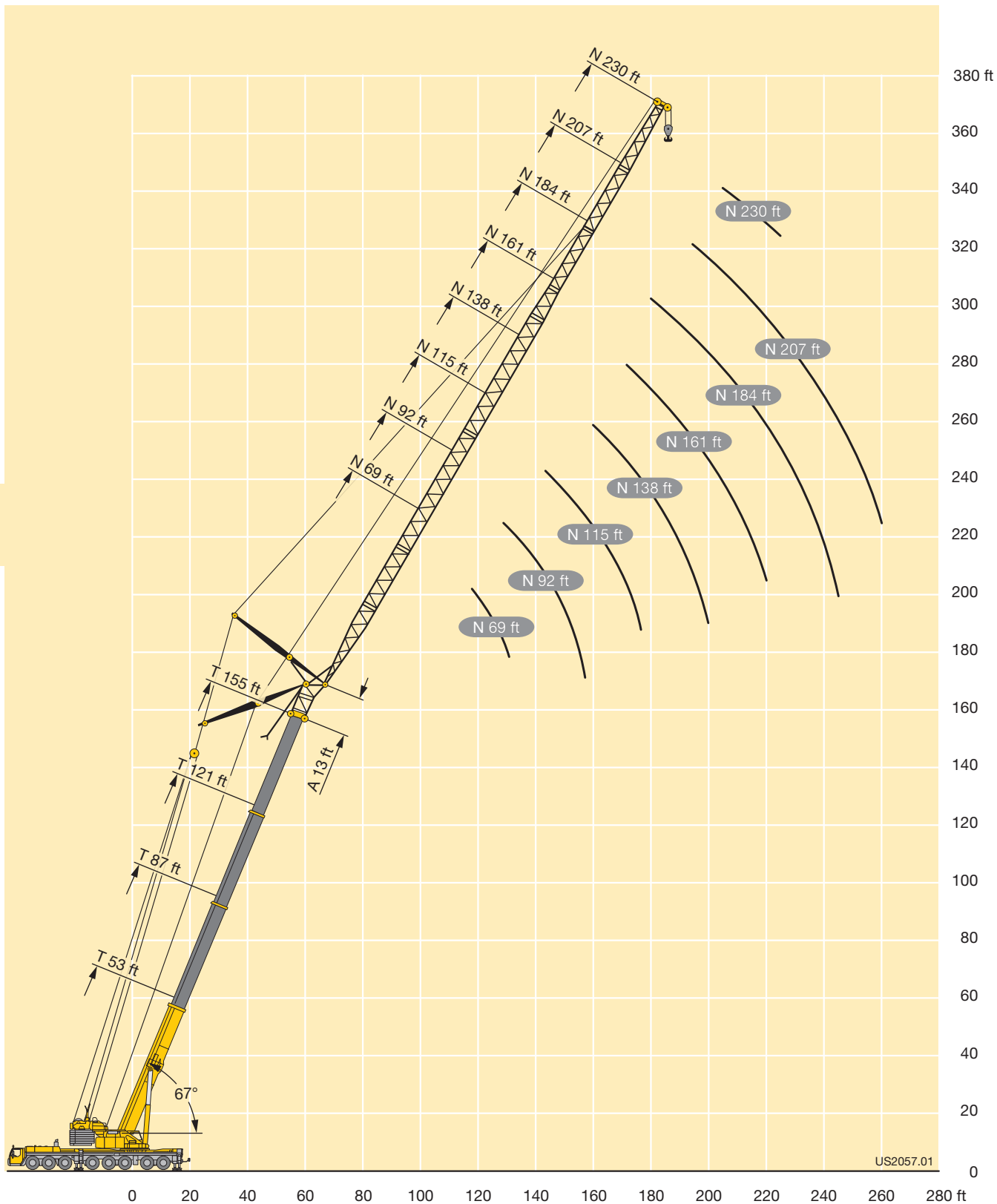
ft	121 ft + 13 ft*										155 ft + 13 ft*						189 ft + 13 ft*				223 + 13 ft*	ft					
	69 ft	92 ft	115 ft	138 ft	161 ft	184 ft	207 ft	230 ft	253 ft	276 ft	299 ft	69 ft	92 ft	115 ft	138 ft	161 ft	184 ft	207 ft	230 ft	69 ft	92 ft		115 ft	138 ft	69 ft		
105	74																									105	
110	70.5																										110
115	67.5																										115
120		62										40.6															120
125		59										38.5															125
130		56.4	54.8									36.5	33.3														130
135		54.4	53										32								19.7						135
140		52.6	50.7										30.3								19.1						140
145			48.6	46.8									28.7	27.4													145
150			46.6	44.8									27.3	25.9													150
155			45.2	43	40.1								26.1	24.6							12.4				5.6		155
160			44	41.3	39.2									23.4	21.2						11.8				5.2		160
165				39.7	37.6									22.2	20						11.1	9.2					165
170				38.2	36.1	33.3								21.2	18.9	16.1					10.4	9.1					170
175				37.2	34.7	32								20.3	17.8	15.2					9.9	8.6					175
180				36.4	33.3	30.6	27.6								16.8	14.2	10.6					8.1	6.1				175
185				35.6	32	29.3	27.3								15.8	13.3	10.4					7.6	5.8				180
190				34.9	31.2	28.1	26								15	12.5	9.8					7.1	5.4				185
195					30.4	26.9	24.8	22.2							14.4	11.7	9.2	7					6.7	5			190
200					29.7	25.8	23.7	21.5							13.8	11	8.7	6.6					4.6				195
205					29	24.8	22.6	20.3	18.3							10.5	8.2	6.1	3.7				4.2				200
210						24.1	21.6	19.3	18.3							10.2	7.7	5.6	3.7				3.8				205
215						23.5	20.6	18.3	17.2							9.8	7.2	5.2	3.3				3.6				210
220						22.9	19.8	17.3	16.2	14.3						9.5	6.8	4.7	2.9				3.3				215
225						22.4	19.2	16.4	15.3	13.9							6.4	4.3	2.5								220
225						21.8	18.6	15.5	14.5	13							6.1	3.9									225
230						21.3	18.1	14.6	13.8	12.1	10.1						5.7	3.5									230
235							17.6	14	13	11.5	9.7						5.5	3.3									235
240							17	13.5	12.3	10.9	9.1						5.2	3									240
245								16.5	13.1	11.6	10.4	8.6															245
250								16.1	12.8	10.9	9.8	8.1															250
255									12.4	10.4	9.4	7.6															255
260									12.1	10.1	8.9	7.1															260
265									11.8	9.9	8.5	6.7															265
270									11.4	9.6	8.1	6.2															270
275									11.1	9.4	7.7	5.8															275
280										9.1	7.3	5.4															280
285										8.9	7	5															285
290										8.7	6.7	4.7															290
295										8.5	6.6	4.4															295
300											6.4	4.1															300
305											6.3	3.8															305
310											6.1	3.5															310
315											6	3.2															315
320											5.9	3															320
325												3															325
330												2.9															330
340												2.8															340

\* adapter - pièce d'adaptateur

# Lifting heights Hauteurs de levage



TN





# Lifting capacities Forces de levage



**TY3N**



ft	121 ft + 13 ft*										155 ft + 13 ft*										ft			
	69 ft	92 ft	115 ft	138 ft	161 ft	184 ft	207 ft	230 ft	253 ft	276 ft	299 ft	69 ft	92 ft	115 ft	138 ft	161 ft	184 ft	207 ft	230 ft	253 ft		276 ft	299 ft	
50	200																						50	
55	195	179										175											55	
60	184	178										173											60	
65	174	168	163									162	154										65	
70	164	160	157	140								153	148	132									70	
75	154	151	149	138	114							145	141	130	114								75	
80	144	142	140	135	113							137	134	125	113								80	
85	134	133	131	130	112	90						128	126	121	110	97							85	
90		125	124	122	110	88.5						121	119	116	107	95							90	
95		118	116	115	108	87.5	72.5						112	110	104	93	76.5						95	
100		112	110	109	106	86	72	58.8					106	104	101	90.5	76.5	61.5					100	
105			104	103	102	85	71	57.6	49.5				99.5	98	97	88.5	76.5	61.5					105	
110			98.5	97.5	96	84	70.5	56.2	49.1				94.5	93	92	86.5	76	61.5					110	
115			94	92.5	91.5	83	70	54.9	48.6	38.2				88.5	87.5	84	75	61.5	49.1				115	
120			89	88	87	82	69.5	53.7	48	37.8				84	83	81	74	61.5	49.1	39.6	31.5		120	
125			85	84	82.5	80.5	69	52.5	47.5	37	32.2			80	79	77	73	61.5	49.1	39.6	31.5		125	
130			81	80	79	77.5	68.5	51.3	46.9	36.2	32			76.5	75.5	73.5	71.5	61	49.1	39.6	31.5	23.9	130	
135				76.5	75.5	74.5	68	50.2	46.1	35.4	31.4			73	72	70.5	69	60.5	48.5	39.6	31.5	23.9	135	
140				73.5	72	71	67.5	49.1	45.3	34.6	30.7				69	67	66	60	47.7	39.6	31.5	23.9	140	
145				70	69	68	66.5	48	44.6	33.9	30.1				66	64.5	63	59.4	46.8	39.6	31.5	23.9	145	
150				67.5	66	65	64	46.9	43.9	33.2	29.5				63.5	61.5	60.5	58.7	45.8	39.6	31.1	23.9	150	
155					63.5	62.5	61.5	45.9	43.2	32.5	28.9				60.5	59.1	58.1	56.7	44.9	39.6	30.6	23.9	155	
160					61	60	58.8	44.9	42.5	31.9	28.3					56.7	55.7	54.4	44	39.6	30.1	23.9	160	
165					58.6	57.7	56.5	44	41.9	31.2	27.8					54.5	53.5	52.2	43.2	39.6	29.7	23.9	165	
170					56.4	55.5	54.3	43.3	41.2	30.6	27.3					52.4	51.4	50.1	42.4	39.6	29.2	23.9	170	
175					54.4	53.4	52.2	42.6	40.5	30	26.7					50.4	49.5	48.2	41.8	39.3	28.8	23.9	175	
180						51.5	50.3	41.9	39.9	29.4	26.2					48.6	47.6	46.4	41.2	38.8	28.4	23.9	180	
185						49.6	48.5	41.2	39.4	28.8	25.7						45.9	44.6	40.6	38.2	28	23.9	185	
190						47.9	46.7	40.5	38.8	28.2	25.3						44.2	43	40	37.7	27.6	23.9	190	
195						46.2	45.1	39.9	38.3	27.7	24.8						42.7	41.4	39.5	37.3	27.1	23.9	195	
200							43.5	39.3	37.8	27.3	24.3						41.2	40	38.8	36.7	26.7	23.9	200	
205							42	38.7	37.3	26.8	23.9							38.6	37.8	35.9	26.3	23.9	205	
210							40.6	38.1	36.8	26.4	23.5								37.2	36.4	34.9	25.9	23.8	210
215							39.3	37.7	36.3	26	23.2								36	35.2	33.7	25.5	23.6	215
220							36.9	36.9	35.6	25.6	22.8								34.8	34	32.5	25.2	23.2	220
225								36	34.5	25.1	22.5								33.6	32.8	31.3	24.8	22.9	225
230								34.8	33.4	24.8	22.3									31.7	30.2	24.4	22.5	230
235								33.7	32.2	24.4	21.9									30.6	29.2	24.1	22.1	235
240								31.7	31.2	24	21.7									29.6	28.2	23.7	21.5	240
245									30.1	23.7	21.4									28.7	27.2	23.4	20.8	245
250									29.2	23.3	21.1										26.3	23.1	20.1	250
255									28.2	23	20.9										25.4	22.8	19.4	255
260									27.3	22.7	20.6										24.5	22.5	18.7	260
265									25.5	22.5	20.3										23.7	22.2	18.1	265
270										22.3	20.1										22.9	21.7	17.5	270
275										22.2	19.9										22.2	21	16.9	275
280										22	19.7											20.2	16.3	280
285										21.3	19.5											19.6	15.8	285
290											19.4											18.9	15.3	290
295											19.2											18.2	14.9	295
300											18.8												14.5	300
305											18.2												14	305
310											16.8												13.7	310
315																							13.5	315
320																							13.4	320

**K**

\* adapter · pièce d'adaptateur

TAB 231258

# Lifting capacities Forces de levage



**TY3N**



**85%**

ft	189 ft + 13 ft*										223 ft + 13 ft*							258 ft + 13 ft*						ft		
	69 ft	92 ft	115 ft	138 ft	161 ft	184 ft	207 ft	230 ft	253 ft	276 ft	69 ft	92 ft	115 ft	138 ft	161 ft	184 ft	207 ft	230 ft	69 ft	92 ft	115 ft	138 ft	161 ft		184 ft	
65	129																								65	
70	123	116									96															70
75	117	113	102								93.5	80.5								59.5						75
80	111	107	102								89.5	79.5								58.8						80
85	106	102	98	87.5							85.5	76.5	69.5							56.1	45.6					85
90	101	98	94.5	85							82	73	67							53.6	45.6					90
95		93.5	91	82.5	70.5						78.5	70.5	64.5	56.4						51.2	44.4	37.9				95
100		89.5	87	80	70							67.5	62	55.8	46.9					42.6	37.3	31.4				100
105		85.5	83.5	77.5	69	56.4						65	59.8	53.9	46.9					40.9	35.7	31.4				105
110		81.5	80	75.5	67	56.3						62.5	57.7	52.1	45.8					39.2	34.2	30				110
115		77.5	77	73.5	65	56.1	42					60.5	55.7	50.4	44.4	34.2				37.6	32.8	28.7	22.1			115
120			74	71.5	63.5	55.7	42.1	31.3					53.9	48.8	43.1	34.5	23.2			36.1	31.5	27.5	21.7	11.4		120
125			71	69	61.5	55	42.2	31.4	23.7				52.1	47.3	41.7	34.6	23.5				30.2	26.4	20.7	11.3		125
130			68	66.5	60	53.8	42.2	31.4	23.8				50.5	45.8	40.4	33.9	23.5				29.1	25.3	19.8	10.7		130
135			65	64.5	58.6	52.6	42.2	31.4	23.8	17.6			48.9	44.4	39.2	33	23.5	16			28	24.3	18.9	10.1		135
140				62	57	51.4	42.2	31.4	23.8	17.6			47.4	43.2	38.1	32.1	23.5	16			26.9	23.3	18.1	9.5		140
145				59.6	55.2	50.2	42.2	31.4	23.8	17.6				41.9	37	31.1	23.4	15.9				22.3	17.3	9		145
150				57.3	53.3	49.1	42.2	31.4	23.8	17.6				40.8	35.9	30.2	22.8	15.4				21.4	16.5	8.5		150
155				54.8	51.4	48	41.5	31.4	23.8	17.6				39.7	34.9	29.3	22	14.6				20.6	15.8	8		155
160				52.1	49.7	46.9	40.5	31.4	23.8	17.6				38.5	34	28.3	21	13.9				19.7	15.1	7.5		160
165					47.9	45.7	39.4	31.4	23.8	17.6					33.1	27.3	20.1	13.2				18.9	14.5	7		165
170					46.3	44.3	38.1	31.4	23.8	17.6					32.3	26.3	19.2	12.5				18.2	13.8	6.6		170
175					44.9	42.8	36.8	30.7	23.8	17.6					31.4	25.3	18.4	11.8					13.2	6.2		175
180					43.6	41.4	35.5	29.7	23.8	17.6					30.6	24.4	17.6	11.2					12.7	5.8		180
185						40.1	34.3	28.6	23.8	17.6					29.7	23.4	16.8	10.5					12.2	5.4		185
190						38.8	33.2	27.6	23.8	17.6					28.8	22.5	16.1	10					11.7	5		190
195						37.6	32.1	26.6	23	17.6						21.7	15.4	9.5						4.7		195
200						36.5	31	25.6	22.2	17.3						20.9	14.8	9						4.4		200
205						35.2	29.9	24.6	21.3	16.7						20.1	14.1	8.6						4.1		205
210							28.9	23.7	20.5	16								13.5	8.2					3.9		210
215							28	22.8	19.7	15.3								12.9	7.9					3.6		215
220							27.1	22	18.9	14.7								12.3	7.5							220
225							26.4	21.1	18.1	14.1								11.8	7.1							225
230								20.3	17.3	13.5								11.4	6.8							230
235								19.6	16.6	12.9								11	6.4							235
240								18.9	15.9	12.3									6.1							240
245								18.3	15.2	11.8									5.8							245
250								17.8	14.5	11.2									5.5							250
255								17.3	14	10.7									5.3							255
260									13.4	10.2																260
265									12.9	9.7																265
270									12.5	9.3																270
275									12.2	8.9																275
280										8.6																280
285										8.3																285
290										8																290
295										7.7																295
300										7.5																300

**K**

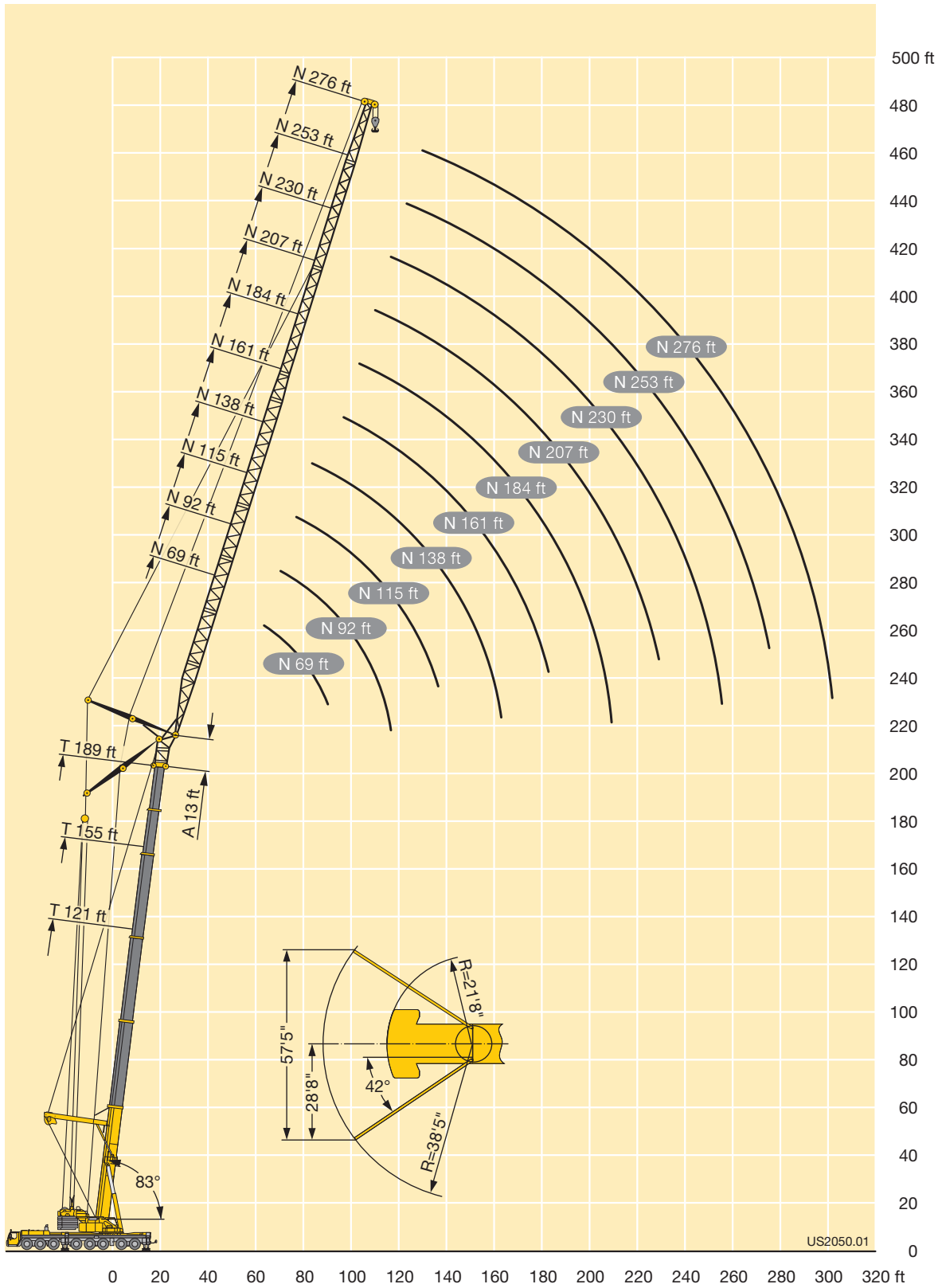
\* adapter · pièce d'adaptateur

TAB 231258

# Lifting heights Hauteurs de levage



**TY3N**



# Lifting capacities Forces de levage



**TY3N**



ft	121 ft + 13 ft*										155 ft + 13 ft*										ft			
	69 ft	92 ft	115 ft	138 ft	161 ft	184 ft	207 ft	230 ft	253 ft	276 ft	299 ft	69 ft	92 ft	115 ft	138 ft	161 ft	184 ft	207 ft	230 ft	253 ft		276 ft	299 ft	
75	127																						75	
80	125																							80
85	117	115									106													85
90	110	108									100													90
95	104	102									94													95
100	98	96	94								88.5	86												100
105		90.5	89								83.5	81.5												105
110		86	84	81.5							79.5	77	74											110
115		81.5	80	78.5							73	71.5												115
120		77.5	76	74.5	73						69.5	68	66.5											120
125			72.5	71	69.5						66	64.5	63.5											125
130			69	67.5	66.5	64.5					63	61.5	60	57.5										130
135			66	64.5	63	62					60.5	58.7	57.4	55.4										135
140			63	62	60.5	59.2	57.7					56.1	54.8	52.8	49.5									140
145			60.5	59.1	57.7	56.5	55.1					53.6	52.4	50.4	49.2									145
150			57.8	56.6	55.2	54.1	52.6	50.4				51.3	50.1	48.2	47	45								150
155				54.3	52.9	51.8	50.4	49.2				49.2	48	46.1	44.9	43.3								155
160				52.1	50.8	49.6	48.2	47.4	44				46	44.1	43	41.4	39.1							160
165				50.1	48.7	47.6	46.2	45.4	43.6				44.2	42.3	41.1	39.6	38.8							165
170				48.2	46.8	45.7	44.3	43.5	41.9	32.7			42.4	40.6	39.4	37.9	37.1							170
175					45	43.9	42.6	41.8	40.2	32.1			40.8	38.9	37.8	36.3	35.5	33.2						175
180					43.3	42.2	40.9	40.1	38.5	31.5	27		39.2	37.4	36.3	34.8	34	32.4						180
185					41.7	40.6	39.3	38.5	36.9	30.9	26.9			36	34.8	33.4	32.6	31						185
190					40.2	39.1	37.8	37	35.4	30.3	26.4			34.6	33.5	32	31.3	29.6	28.2					190
195					38.8	37.7	36.4	35.6	34	29.7	26			33.3	32.2	30.7	30	28.4	27	23.8				195
200						36.3	35	34.2	32.7	29.2	25.6			32.1	31	29.5	28.8	27.2	25.8	23.3				200
205						35	33.8	32.9	31.4	28.6	25.2				29.8	28.4	27.6	26	24.6	22.4				205
210						33.8	32.5	31.7	30.2	28.1	24.8				28.6	27.3	26.5	24.9	23.5	21.5				210
215						32.6	31.4	30.5	29	27.6	24.4				27.6	26.2	25.5	23.9	22.5	20.6				215
220							30.3	29.4	27.9	26.7	24				26.6	25.2	24.5	22.9	21.6	19.7				220
225								29.2	28.4	26.9	25.6	23.7			25.6	24.3	23.5	21.9	20.6	18.9				225
230								28.2	27.4	25.9	24.6	23.3				23.3	22.5	21	19.7	18.1				230
235								27.2	26.4	24.9	23.6	22.3				22.5	21.7	20.1	18.8	17.3				235
240								26.3	25.5	24	22.7	21.4				21.6	20.8	19.3	18	16.7				240
245									24.6	23.1	21.9	20.6				20.9	20	18.5	17.2	16				245
250									23.7	22.2	21	19.7					19.3	17.7	16.4	15.5				250
255									22.9	21.4	20.2	18.9					18.5	17	15.7	14.9				255
260									22.1	20.6	19.4	18.1					17.8	16.3	15	14.3				260
265										19.9	18.7	17.4					17.1	15.6	14.3	13.7				265
270										19.1	17.9	16.7					16.5	15	13.7	13.1				270
275										18.5	17.3	16					15.8	14.3	13.1	12.4				275
280										17.8	16.6	15.3						13.7	12.5	12				280
285										17.1	15.9	14.7						13.2	12	11.5				285
290											15.3	14.1						12.6	11.6	11.1				290
295											14.7	13.5						12.1	11.2	10.7				295
300											14.2	12.9							10.8	10.3				300
305											13.6	12.4							10.4	9.9				305
310												11.9							10	9.5				310
315												11.6							9.7	9.1				315
320												11.2							9.3	8.8				320
325												10.8								8.4				325
330																				8.1				330
340																				7.4				340

**K**

\* adapter · pièce d'adaptateur

TAB 231261

# Lifting capacities Forces de levage



**TY3N**



ft	189 ft + 13 ft*								223 ft + 13 ft*						258 ft + 13 ft*					ft				
	69 ft	92 ft	115 ft	138 ft	161 ft	184 ft	207 ft	230 ft	253 ft	276 ft	69 ft	92 ft	115 ft	138 ft	161 ft	184 ft	207 ft	69 ft	92 ft		115 ft	138 ft	161 ft	
100	81																							100
105	76.5																							105
110	72.5	69.5								63.5														110
115	69	67								61.5														115
120		64	58.6							59	50.9							36.6						120
125		60.5	58.4							56.6	50.8							36.5						125
130		57.8	55.6	53.7						54.1	48.9							35.2						130
135		55.2	53	51.8							47.1	42.8						33.8	26.7					135
140		52.8	50.6	49.4	45.4						45.3	42.1							26.3					140
145			48.3	47.1	45.1						43.7	40.5							25.3					145
150			46.2	45.1	43.1						42.2	38.9	35.2						24.3	20.4				150
155			44.3	43.1	41.1	39						37.4	34	29.4					23.3	19.7				155
160			42.5	41.3	39.4	38.2	31.4					36	32.7	28.8					22.4	18.8	14.2			160
165				39.6	37.7	36.5	31.2					34.7	31.3	27.7						18	14			165
170				38	36.1	34.9	29.9					33.4	30.2	26.5	18.6					17.1	13.3	7.6		170
175				36.5	34.6	33.4	28.7	22.5				32.1	29	25.4	17.8	9.9				16.3	12.5	7.2		175
180				35	33.2	32	27.5	22					28	24.4	16.9	9.6				15.5	11.9	6.8		180
185				33.6	31.8	30.7	26.3	20.9					26.9	23.5	16	9.1					11.3	6.4		185
190				32.3	30.5	29.4	25.2	20	16				25.9	22.6	15.1	8.6					10.9	6		190
195					29.3	28.3	24.2	19	15.3	10.5			24.9	21.7	14.4	8.1					10.4	5.6		195
200					28.2	27.1	23.2	18.1	14.5	10.2				20.8	13.7	7.7					9.9	5.2		200
205					27.1	26	22.3	17.2	13.8	9.6				20	13.1	7.2					9.5	4.9		205
210						25	21.4	16.4	13	9.2				19.2	12.6	6.8						4.5		210
215						24	20.6	15.8	12.3	8.6				18.4	12	6.4						4.2		215
220						23.1	19.8	15.1	11.6	8.2				17.7	11.5	6						3.9		220
225						22.2	19	14.5	11	7.7					10.9	5.6						3.6		225
230						21.3	18.2	13.9	10.6	7.3					10.4	5.2								230
235						20.5	17.4	13.2	10.1	6.8					9.9	4.9								235
240							16.7	12.7	9.7	6.4					9.5	4.6								240
245							16	12.1	9.2	6.1						4.2								245
250							15.4	11.5	8.8	5.7						3.9								250
255							14.9	11	8.4	5.3						3.5								255
260								10.4	8	5						3.3								260
265								10	7.6	4.6						3								265
270								9.6	7.2	4.3														270
275								9.3	6.8	4														275
280								8.9	6.4	3.7														280
285									6.1	3.4														285
290									5.8	3														290
295									5.6	2.8														295
300									5.3	2.5														300

\* adapter · pièce d'adaptateur

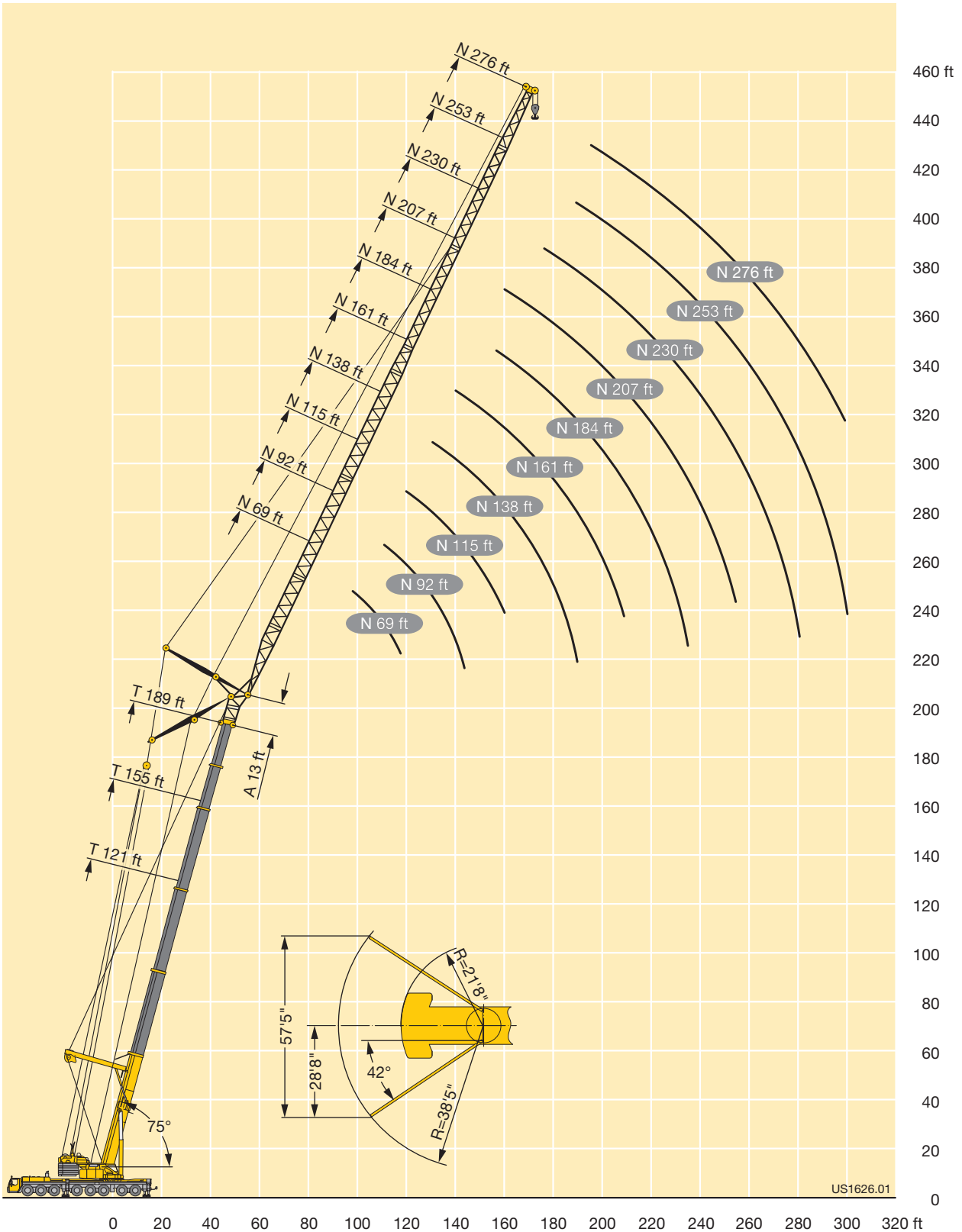
TAB 231261

**K**

# Lifting heights Hauteurs de levage



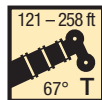
**TY3N**



# Lifting capacities Forces de levage



**TY3N**



ft	121 ft + 13 ft*										155 ft + 13 ft*										ft			
	69 ft	92 ft	115 ft	138 ft	161 ft	184 ft	207 ft	230 ft	253 ft	276 ft	299 ft	69 ft	92 ft	115 ft	138 ft	161 ft	184 ft	207 ft	230 ft	253 ft		276 ft	299 ft	
100	80																						100	
105	80																							105
110	75.5																							110
115	72	67.5																						115
120		66									58													120
125		63									55.2													125
130		60	57.5								52.6	49.7												130
135		57.4	55.6									48												135
140		54.8	53.1	49.7								45.8												140
145			50.7	49.4								43.7	41.9											145
150			48.6	47.2								41.8	40.1											150
155			46.6	45.2	42.8							40.1	38.3											155
160			44.7	43.4	41.9								36.7	35.4										160
165				41.6	40.1								35.1	33.8										165
170				39.9	38.4	37							33.6	32.3	30.1									170
175				38.3	36.9	35.6							32.3	31	29									175
180				36.9	35.4	34.2	31.7							29.7	27.7	25.5								180
185				35.5	34	32.8	31.3							28.5	26.5	25.2								185
190				34.1	32.7	31.5	30							27.3	25.3	24.1								190
195					31.4	30.3	28.8	27.5						26.2	24.3	23	21.1							195
200					30.2	29.1	27.6	26.8						25.1	23.3	22	20.5							200
205					29.1	27.9	26.5	25.7	23						22.3	21.1	19.5							205
210						26.9	25.5	24.6	23						21.3	20.2	18.6							210
215						25.8	24.5	23.6	22						20.5	19.3	17.8	16.7						215
220						24.9	23.5	22.7	21.1	19.2					19.7	18.4	16.9	16.1						220
225						23.9	22.6	21.7	20.2	18.8						17.7	16.2	15.3	13					225
230						23	21.7	20.8	19.3	18						16.9	15.4	14.6	13					230
235						22.2	20.9	20	18.5	17.1	15.6					16.2	14.7	13.9	12.3					235
240							20.1	19.2	17.7	16.4	15					15.5	14	13.2	11.7	10.4				240
245							19.3	18.4	16.9	15.6	14.2					14.8	13.4	12.6	11.3	10.2				245
250							18.6	17.7	16.2	14.9	13.5						12.8	12	10.8	9.7				250
255							17.9	17	15.5	14.2	12.8						12.2	11.6	10.3	9.3	8.6			255
260								16.3	14.8	13.5	12.2						11.8	11.1	9.9	8.9	8.2			260
265								15.7	14.1	12.9	11.7						11.4	10.7	9.5	8.4	7.7			265
270								15	13.5	12.3	11.2							10.3	9.1	8	7.3			270
275								14.4	12.9	11.8	10.8							9.9	8.7	7.6	6.8			275
280								13.8	12.4	11.4	10.3							9.5	8.3	7.2	6.4			280
285									11.9	10.9	9.9							9.1	7.9	6.8	6			285
290									11.5	10.5	9.5							8.8	7.6	6.4	5.5			290
295									11.1	10.1	9.1							8.4	7.2	6	5.1			295
300									10.7	9.7	8.7								6.9	5.7	4.8			300
305										9.4	8.4								6.6	5.3	4.4			305
310										9	8								6.3	4.9	4			310
315										8.7	7.7									4.6	3.7			315
320										8.3	7.3									4.3	3.3			320
325										8	7									4	3			325
330											6.7										3.7			330
340											6.1										3.1			340

\* adapter · pièce d'adaptateur

**K**

# Lifting capacities Forces de levage



**TY3N**



**85%**

ft	189 ft + 13 ft*									223 ft + 13 ft*						258 ft + 13 ft*			ft	
	69 ft	92 ft	115 ft	138 ft	161 ft	184 ft	207 ft	230 ft	253 ft	69 ft	92 ft	115 ft	138 ft	161 ft	184 ft	69 ft	92 ft	115 ft		
135	41.9																		135	
140	41																		140	
150		35.3								30.8									150	
155		34.1								29.7									155	
160		32.6	29.2								25.6								160	
165		31.1	28.9								25.4								165	
170		29.8	27.6								24.2								170	
175			26.4	24.7							23.2					20.8			175	
180			25.3	24.1							22.1	19.2						12.6	180	
185			24.2	23							19							12.5	185	
190			23.2	22	19.9						18.1							12	190	
195				21	19						17.2	15.7						11.5	195	
200				20.1	18.1	16.3					16.4	15.3							6.9	200
205				19.2	17.3	16.1						14.5	10.7						6.7	205
210				18.4	16.5	15.3						13.8	10.7						6.4	210
215				17.6	15.7	14.5	12.5					13.1	10.3						6	215
220					15	13.8	12.2					12.5	9.8	4.2					5.7	220
225					14.3	13.1	11.7	7.9				12	9.4	4.1					5.5	225
230					13.6	12.4	11.2	7.9					9	3.8						230
235					13	11.9	10.7	7.5					8.6	3.4						235
240						11.5	10.3	7	4.2				8.2	3.1						240
245						11	9.8	6.6	4.1				7.9	2.8						245
250						10.6	9.4	6.3	3.7					2.6						250
255						10.2	9	5.9	3.4					2.3						255
260						9.8	8.7	5.5	3.1											260
265							8.3	5.1	2.8											265
270							7.9	4.8	2.4											270
275							7.5	4.5	2.2											275
280							7.1	4.1												280
285								3.8												285
290								3.5												290
295								3.3												295
300								3												300
305								2.7												305

**K**

\* adapter · pièce d'adaptateur

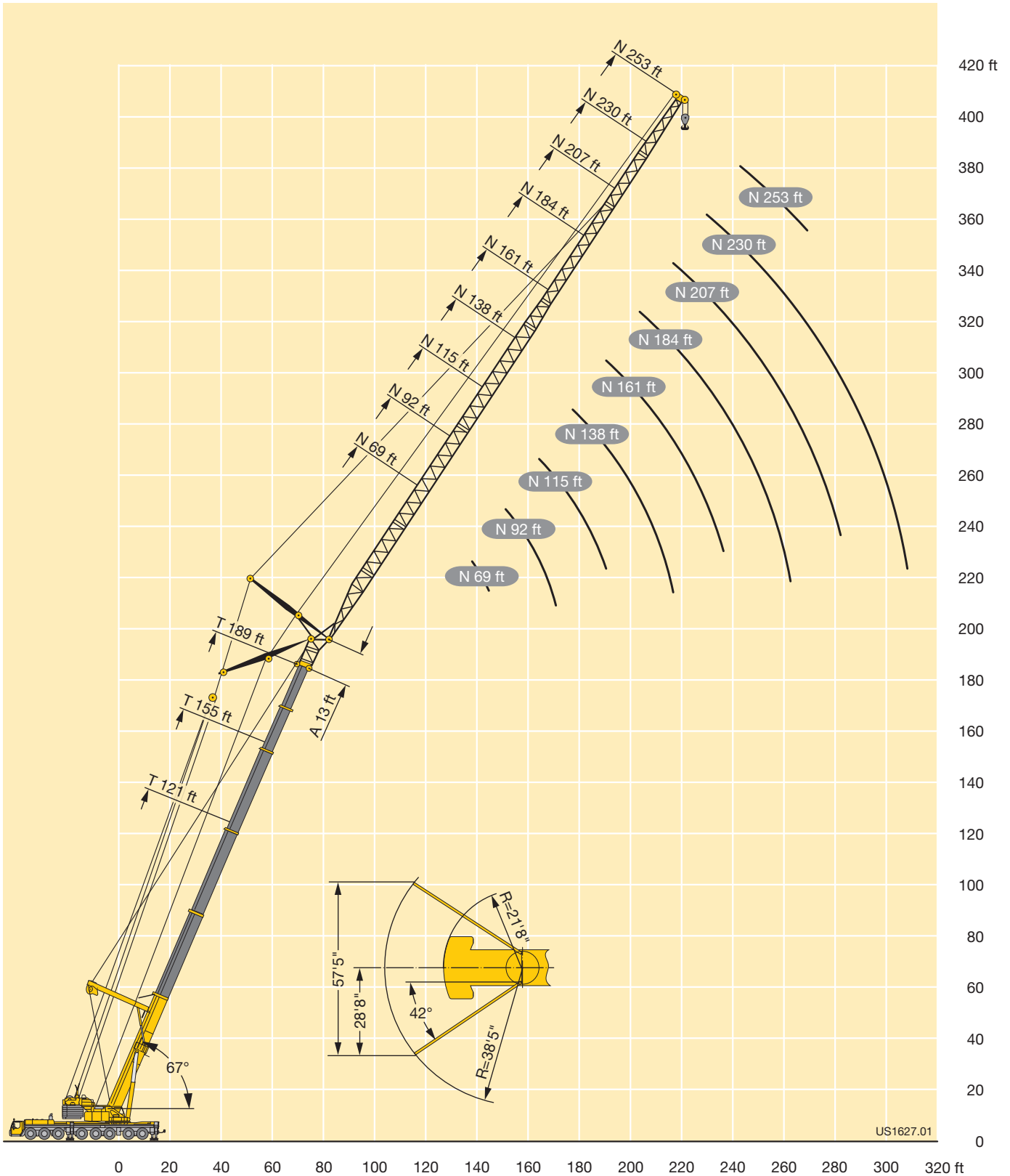
TAB 231264



**Lifting heights**  
**Hauteurs de levage**

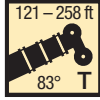


**TY3N**



**K**

# Lifting capacities Forces de levage



85%

ft	121 ft + 13 ft*										155 ft + 13 ft*										ft		
	69 ft	92 ft	115 ft	138 ft	161 ft	184 ft	207 ft	230 ft	253 ft	276 ft	299 ft	69 ft	92 ft	115 ft	138 ft	161 ft	184 ft	207 ft	230 ft	253 ft		276 ft	299 ft
50	199																						50
55	194	179										181											55
60	183	177										179											60
65	173	168	163									167	163										65
70	164	160	156	149								156	155	147									70
75	154	152	149	146	133							147	145	143	129								75
80	145	144	142	139	132							139	137	136	128								80
85	134	137	135	133	127	102						132	129	129	124	112							85
90		131	129	127	122	100						127	122	122	119	109	91						90
95		124	124	122	117	98.5	86						117	115	114	106	90.5						95
100		118	118	116	112	96.5	85.5	64.5					111	109	109	103	89	75.5					100
105			112	111	108	94.5	84.5	62.5	57.2				107	104	103	100	88	75					105
110			107	105	104	92.5	83.5	61	56.4				102	100	98	96.5	87	74	58.6				110
115			102	100	99	90.5	82.5	59.3	55.2	41.8				95.5	93.5	92.5	85	73.5	57.6	50			115
120			97	95.5	94	88.5	81.5	57.8	53.9	41.4	34.3			91.5	89.5	88.5	83	72.5	56.2	49.9	39.5		120
125			92.5	91	89.5	87	80	56.3	52.7	40.3	34.2			87	86	84	81	72	55	49.7	39.4		125
130			86	87	85.5	84	79	54.9	51.5	39.3	33.5			83	82	80.5	78	70.5	53.7	49.5	38.4	31.4	130
135				83	82	81	78	53.6	50.4	38.3	32.7			79.5	78.5	77	75	68.5	52.6	49.3	37.5	31.3	135
140				80	78.5	77.5	76	52.3	49.4	37.4	32				75	74	72	66	51.4	48.9	36.6	30.9	140
145				76.5	75	74	73.5	51	48.3	36.4	31.4				72	71	69.5	63.5	50.4	48.3	35.8	30.3	145
150				73	72	71	70.5	49.8	47.4	35.6	30.7				69	68	67	61.5	49.3	47.3	35	29.7	150
155					69.5	68.5	67.5	48.7	46.4	34.7	30.1				66.5	65.5	64.5	59	48.3	46.3	34.2	29.1	155
160					66.5	65.5	65	47.6	45.4	33.9	29.5					63	62	57	47.3	45.3	33.5	28.6	160
165					64.5	63	62.5	46.5	44.5	33.1	29					60.5	59.4	55.1	46.4	44.4	32.8	28.1	165
170					62	61	60	45.6	43.7	32.4	28.4					58.2	57.2	53.4	45.5	43.5	32.1	27.5	170
175					56.6	58.7	58	44.7	42.8	31.6	27.9					56.1	55.1	51.8	44.6	42.6	31.4	27.1	175
180						56.6	55.9	43.9	42	30.9	27.3					54.1	53.1	50.2	43.8	41.8	30.7	26.6	180
185						54.6	53.9	43.1	41.3	30.2	26.8						51.3	48.7	43	40.9	30.1	26.1	185
190						52.8	52.1	42.3	40.6	29.5	26.3						49.5	47.3	42.3	40	29.4	25.7	190
195						48.8	50.3	41.5	40	28.9	25.8						47.8	45.8	41.2	38.8	28.8	25.2	195
200							48.7	40.8	39.4	28.4	25.3						46.2	44.5	40	37.6	28.2	24.8	200
205							47.1	40.1	38.8	27.9	24.9							43.2	38.9	36.5	27.7	24.4	205
210							45.6	39.4	38.1	27.4	24.5							42	37.7	35.4	27.2	24	210
215							42.3	38.7	37.6	26.9	24.1							40.7	36.5	34.4	26.8	23.6	215
220							37.7	38.2	37	26.4	23.7							39.4	35.5	33.3	26.3	23.2	220
225								37.7	36.5	26	23.3							38.1	34.5	32.3	25.9	22.9	225
230								37.3	35.9	25.5	23								33.7	31.3	25.4	22.5	230
235								36.3	35.5	25.1	22.6								32.9	30.4	25	22	235
240								32.8	35.1	24.6	22.3								32.4	29.5	24.6	21.3	240
245									34.4	24.2	22								32	28.7	24.2	20.5	245
250									33.4	23.7	21.6									28.1	23.8	19.8	250
255									32.4	23.4	21.3									27.4	23.4	19.1	255
260									29.5	23.1	21									27	23	18.4	260
265									26.1	22.8	20.7									26.6	22.5	17.7	265
270										22.5	20.4									26	22	17	270
275										22.4	20.2									24.8	21.4	16.3	275
280										22.3	20										21	15.7	280
285										21.4	19.8										20.7	15.2	285
290											19.6										20.4	14.8	290
295											19.4										20.1	14.3	295
300											19.3											13.9	300
305											18.5											13.5	305
310											16.8											13.1	310
315																						13	315
320																						12.9	320

M

\* adapter - pièce d'adaptateur

TAB 231403

# Lifting capacities Forces de levage



85%

ft	189 ft + 13 ft*										223 ft + 13 ft*							258 ft + 13 ft*						ft			
	69 ft	92 ft	115 ft	138 ft	161 ft	184 ft	207 ft	230 ft	253 ft	276 ft	69 ft	92 ft	115 ft	138 ft	161 ft	184 ft	207 ft	230 ft	69 ft	92 ft	115 ft	138 ft	161 ft		184 ft		
65	128										97.5														65		
70	122	115																								70	
75	116	112	104								95	82.5									61					75	
80	110	107	103								90	81.5									60					80	
85	105	102	98.5	95.5							85.5	78	73.5								56.7	45.7				85	
90	100	97	94	92							82	74	70.5								53.5	45.7				90	
95		93	90	88	80.5						78.5	71	67.5	61.5							50.7	44.4	38.3			95	
100		88.5	86.5	84.5	79.5	71						67.5	64.5	60.5	53.4						42.2	37.7	32.5			100	
105		85	83	81	76.5	71						64.5	61.5	57.9	53.4						40.2	35.9	32.5			105	
110		81	79.5	77.5	73.5	68.5	60					62	58.9	55.5	51.3	43.8					38.4	34.3	31			110	
115		77	76.5	74.5	71	66	58.6	49.1				59.7	56.4	53.3	49.3	42.5	32.1				36.7	32.8	29.5	22.8		115	
120			73.5	71.5	68	63.5	56.7	48.6					54.1	51.1	47.3	40.6	31.5				35.2	31.3	28.1	22.3	9.5	120	
125			70.5	69	65	61.5	54.9	47.2	37.6				52.1	49	45.5	38.8	30					29.9	26.8	21.2	9.4	125	
130			67.5	66.5	62.5	59.5	53.1	45.4	37.6				50.3	47.1	43.7	37	28.6	18.5				28.6	25.6	20.1	8.9	130	
135			64.5	64	59.7	57.4	51.1	43.8	37.3	28.4			48.5	45.3	42	35.3	27.3	17.8				27.4	24.4	19	8.3	135	
140				57.3	55.2	49.1	42.1	36.5	28.4				46.8	43.7	40.4	33.7	26	16.9				26.2	23.3	17.9	7.8	140	
145				59.2	55.2	53	47	40.5	35.2	28.4				42.2	38.8	32.2	24.8	16					22.2	16.8	7.3	145	
150				56.9	53.2	50.8	45.1	38.8	33.9	27.9				40.8	37.4	30.7	23.6	15.2					21.3	15.9	6.8	150	
155				54.5	51.3	48.9	43.2	37.1	32.5	26.8				39.4	36.1	29.3	22.5	14.4					20.3	14.9	6.4	155	
160				51.8	49.5	47.1	41.4	35.5	31.1	25.6				38.1	34.9	28	21.4	13.6					19.4	14.1	5.9	160	
165					47.8	45.5	39.7	34	29.8	24.4					33.7	26.7	20.4	12.8					18.6	13.4	5.5	165	
170					46.1	43.9	38.2	32.5	28.4	23.3					32.5	25.6	19.4	12.1					17.8	12.7	5.1	170	
175					44.6	42.4	36.8	31	27.2	22.2					31.3	24.6	18.4	11.4						12	4.7	175	
180					43.3	40.9	35.6	29.7	25.9	21.2					30.2	23.5	17.4	10.7						11.4	4.3	180	
185						39.5	34.3	28.5	24.7	20.2					29.2	22.6	16.5	10						10.7	4	185	
190						38.2	33.1	27.4	23.5	19.2					28.3	21.6	15.6	9.4						10.2	3.6	190	
195						37	32	26.3	22.4	18.3						20.7	14.8	8.9							3.3	195	
200						35.9	30.8	25.3	21.4	17.3						19.9	13.9	8.4							3	200	
205						34.7	29.7	24.3	20.5	16.4						19.2	13.1	7.9							2.6	205	
210							28.7	23.3	19.6	15.6							12.3	7.5									210
215							27.7	22.4	18.7	14.9							11.7	7.1									215
220							26.9	21.5	17.9	14.2							11.2	6.6									220
225							26.1	20.6	17	13.6							10.7	6.2									225
230								19.8	16.2	13							10.2	5.8									230
235								19	15.5	12.4							10	5.4									235
240								18.3	14.7	11.8								5.1									240
245								17.7	14.1	11.2								4.8									245
250								17.2	13.5	10.7								4.5									250
255								16.7	12.9	10.2								4.2									255
260									12.4	9.7																	260
265									12	9.3																	265
270									11.6	8.9																	270
275									11.3	8.5																	275
280										8.1																	280
285										7.8																	285
290										7.5																	290
295										7.3																	295
300										7																	300

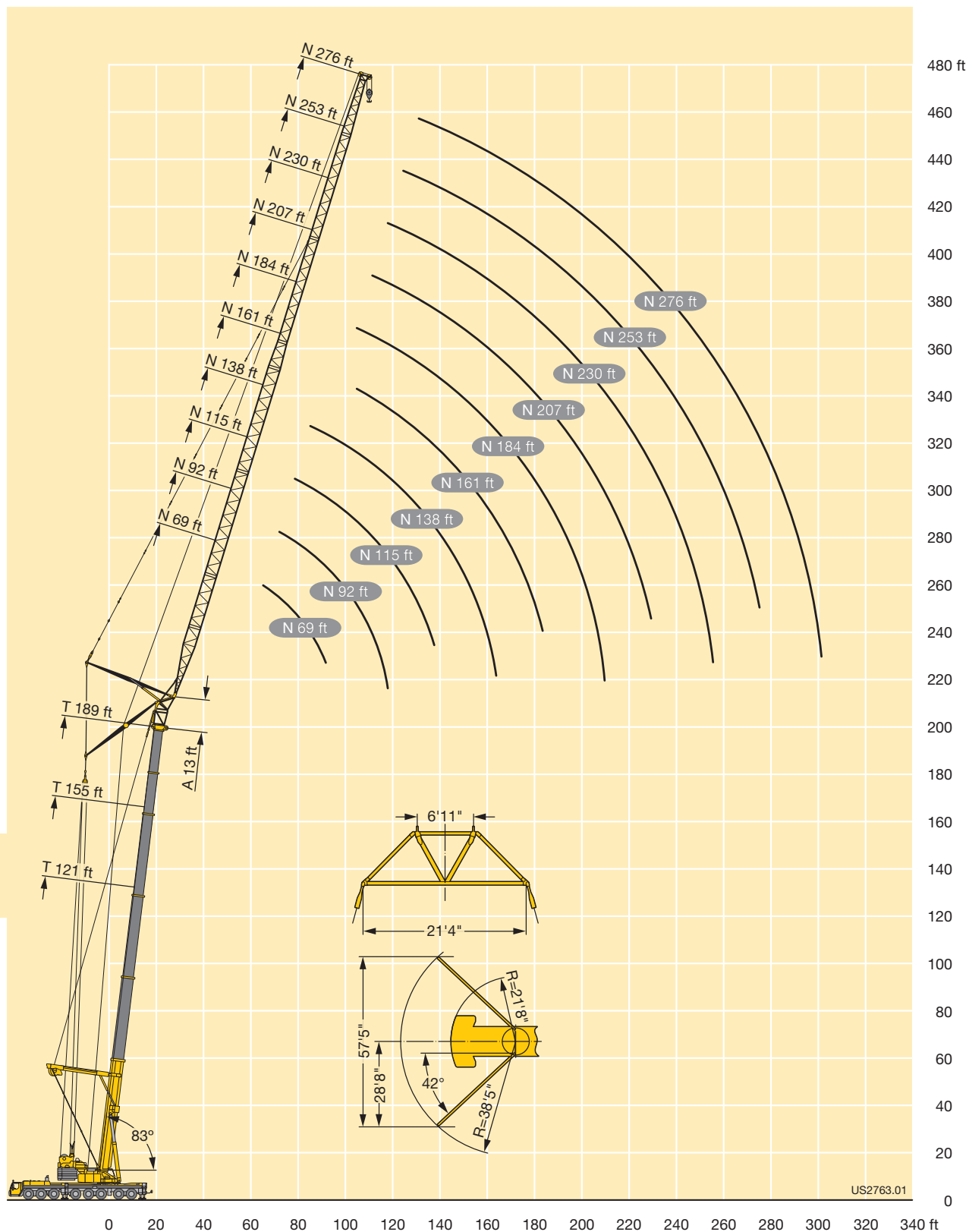
\* adapter · pièce d'adaptateur

TAB 231403

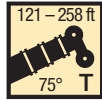
# Lifting heights Hauteurs de levage



**TY3SN**



# Lifting capacities Forces de levage



85%

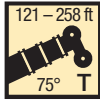
ft	121 ft + 13 ft*										155 ft + 13 ft*										ft		
	69 ft	92 ft	115 ft	138 ft	161 ft	184 ft	207 ft	230 ft	253 ft	276 ft	299 ft	69 ft	92 ft	115 ft	138 ft	161 ft	184 ft	207 ft	230 ft	253 ft		276 ft	299 ft
75	137																						75
80	135																						80
85	127	124									115												85
90	119	118									109												90
95	113	111									103												95
100	107	105	103								97	95.5											100
105		99.5	97.5								92	90											105
110		94.5	92.5	89							87.5	85.5	82										110
115		90	88	86							81.5	79											115
120		85.5	84	82	80.5						77.5	75	74										120
125			80	78	76.5						74	71.5	70.5										125
130			76.5	74.5	73	71					70.5	68.5	67	65									130
135			73	71.5	70	68.5					67.5	65.5	64	62.5									135
140			70	68.5	67	65.5	64.5					62.5	61.5	59.8	56.3								140
145			67	65.5	64	62.5	62					59.9	58.6	57.2	56								145
150			64.5	63	61.5	60	59.1	53.4				57.5	56.2	54.8	53.6	51.5							150
155				60.5	58.9	57.6	56.7	52.4				55.2	53.9	52.5	51.3	49.7							155
160				58	56.5	55.3	54.4	51.2	47.5				51.8	50.4	49.2	47.6	44.6						160
165				55.8	54.4	53.1	52.2	50	47.3				49.8	48.4	47.2	45.7	44.3						165
170				53.7	52.3	51.1	50.2	48.7	46.4	34.6			47.9	46.5	45.3	43.8	42.7						170
175					50.4	49.2	48.3	46.9	45.5	33.9			46.1	44.7	43.6	42.1	41.1	38.1					175
180					48.6	47.4	46.5	45.1	44.1	33.2	28.8		44.5	43.1	41.9	40.4	39.6	37.3					180
185					46.8	45.6	44.8	43.4	42.4	32.4	28.7			41.5	40.3	38.9	38.1	35.9					185
190					45.2	44	43.1	41.8	40.8	31.7	28.1			40	38.8	37.4	36.6	34.6	31				190
195					43.7	42.5	41.6	40.2	39.3	31.1	27.6			38.5	37.4	36	35.2	33.3	29.9	23.9			195
200						41	40.2	38.8	37.8	30.4	27			37.2	36.1	34.7	33.9	32.1	28.8	23.3			200
205						39.6	38.8	37.4	36.4	29.7	26.5				34.8	33.4	32.6	30.9	27.7	22.2			205
210						38.3	37.4	36.1	35.1	29.1	26				33.6	32.2	31.4	29.8	26.6	21.3			210
215						37.1	36.2	34.8	33.8	28.6	25.5				32.4	31	30.2	28.7	25.6	20.3			215
220							35	33.6	32.6	28.1	25				31.3	29.9	29.1	27.6	24.5	19.4			220
225							33.8	32.5	31.5	27.6	24.6				30.2	28.9	28.1	26.5	23.6	18.5			225
230							32.7	31.4	30.4	27.2	24.2					27.9	27.1	25.5	22.7	17.6			230
235							31.7	30.3	29.3	26.7	23.9					26.9	26.1	24.5	21.8	16.7			235
240							30.7	29.3	28.3	26.2	23.5					26	25.2	23.6	21	15.9			240
245								28.4	27.4	25.8	23.2						25.1	24.3	22.7	20.2	15.2		245
250								27.4	26.4	25.2	22.8							23.4	21.9	19.5	14.5		250
255								26.6	25.5	24.3	22.5							22.6	21.1	18.7	13.9		255
260								25.7	24.7	23.4	22							21.9	20.3	18	13.3		260
265									23.8	22.6	21.4							21.1	19.6	17.3	12.7		265
270									23	21.8	20.6							20.4	18.8	16.6	12.1		270
275									22.3	21.1	19.8							19.7	18.1	16	11.5		275
280									21.6	20.3	19.1								17.5	15.4	11		280
285									20.9	19.7	18.4								16.9	14.9	10.5		285
290										19	17.7								16.3	14.3	10.1		290
295										18.3	17								15.6	13.8	9.7		295
300										17.7	16.4									13.4	9.4		300
305										17.1	15.8									13	9		305
310											15.2									12.6	8.7		310
315											14.7									12.3	8.4		315
320											14.1									11.9	8.1		320
325											13.6										7.8		325
330																					7.6		330
340																					7.3		340

\* adapter · pièce d'adaptateur

TAB 231406

M

# Lifting capacities Forces de levage



85%

ft	189 ft + 13 ft*										223 ft + 13 ft*						258 ft + 13 ft*					ft		
	69 ft	92 ft	115 ft	138 ft	161 ft	184 ft	207 ft	230 ft	253 ft	276 ft	69 ft	92 ft	115 ft	138 ft	161 ft	184 ft	207 ft	69 ft	92 ft	115 ft	138 ft		161 ft	
100	88																							100
105	83.5																							105
110	80	76.5								63														110
115	76.5	74								61														115
120		70.5	66							58.8	49.8							35.5						120
125		67	65.5							56.5	49.6							35.4						125
130		64.5	63	56.9						54.3	47.6							34						130
135		62	60	55.2							45.6	41.4						32.6	26.2					135
140		59.3	57.6	52.9	45.9						43.8	40.7							25.8					140
145			55.1	50.8	45.6						42	39							24.7					145
150			52.8	48.8	43.8						40.4	37.4	33.6						23.6	18.5				150
155			50.7	47	42.1	38.8						35.9	32.5	28.1					22.6	17.8				155
160			48.7	45.3	40.4	38.1	31					34.5	31.1	27.5					21.6	16.8	12.1			160
165				43.7	38.8	36.5	30.8					33.2	29.8	26.3						15.9	12			165
170				42.1	37.4	35.1	29.5					31.9	28.6	25.1	16.6					15.1	11.3	5.9		170
175				40.7	36.1	33.6	28.2	21.5				30.7	27.4	24	15.8	8.2				14.3	10.7	5.6		175
180				39.2	34.8	32.3	27	20.9					26.4	23	14.9	7.9				13.5	10.2	5.2		180
185				37.9	33.6	31.1	25.8	19.8					25.3	22	14	7.4					9.6	4.8		185
190				36.8	32.4	30	24.7	18.8	14.7				24.3	21.1	13.1	6.9					9.2	4.4		190
195					31.2	28.9	23.6	17.8	13.9	9.9			23.3	20.2	12.4	6.4					8.7	4		195
200					30.1	27.9	22.6	16.8	13.2	9.5				19.4	11.8	6					8.2	3.7		200
205					29.1	26.8	21.7	15.9	12.4	9				18.5	11.3	5.5					7.8	3.5		205
210						25.8	20.8	15	11.7	8.5				17.7	10.7	5.1						3.2		210
215						24.8	20	14.4	11	8				17	10.3	4.8						2.9		215
220						23.9	19.1	13.7	10.4	7.5				16.2	9.8	4.5						2.7		220
225						23.1	18.3	13.1	9.8	7					9.3	4.2						2.4		225
230						22.3	17.5	12.6	9.3	6.6						8.8	3.8							230
235						21.7	16.7	12	8.9	6.2						8.4	3.6							235
240							16	11.4	8.4	5.8						8	3.3							240
245							15.3	10.9	8	5.4							3							245
250							14.7	10.3	7.6	5.1							2.7							250
255							14.2	9.8	7.2	4.8							2.5							255
260								9.3	6.8	4.5														260
265								8.8	6.4	4.2														265
270								8.5	6	3.9														270
275								8.2	5.6	3.6														275
280								7.9	5.3	3.3														280
285									4.9	3														285
290									4.7	2.8														290
295									4.4	2.5														295
300									4.2	2.2														300

\* adapter · pièce d'adaptateur

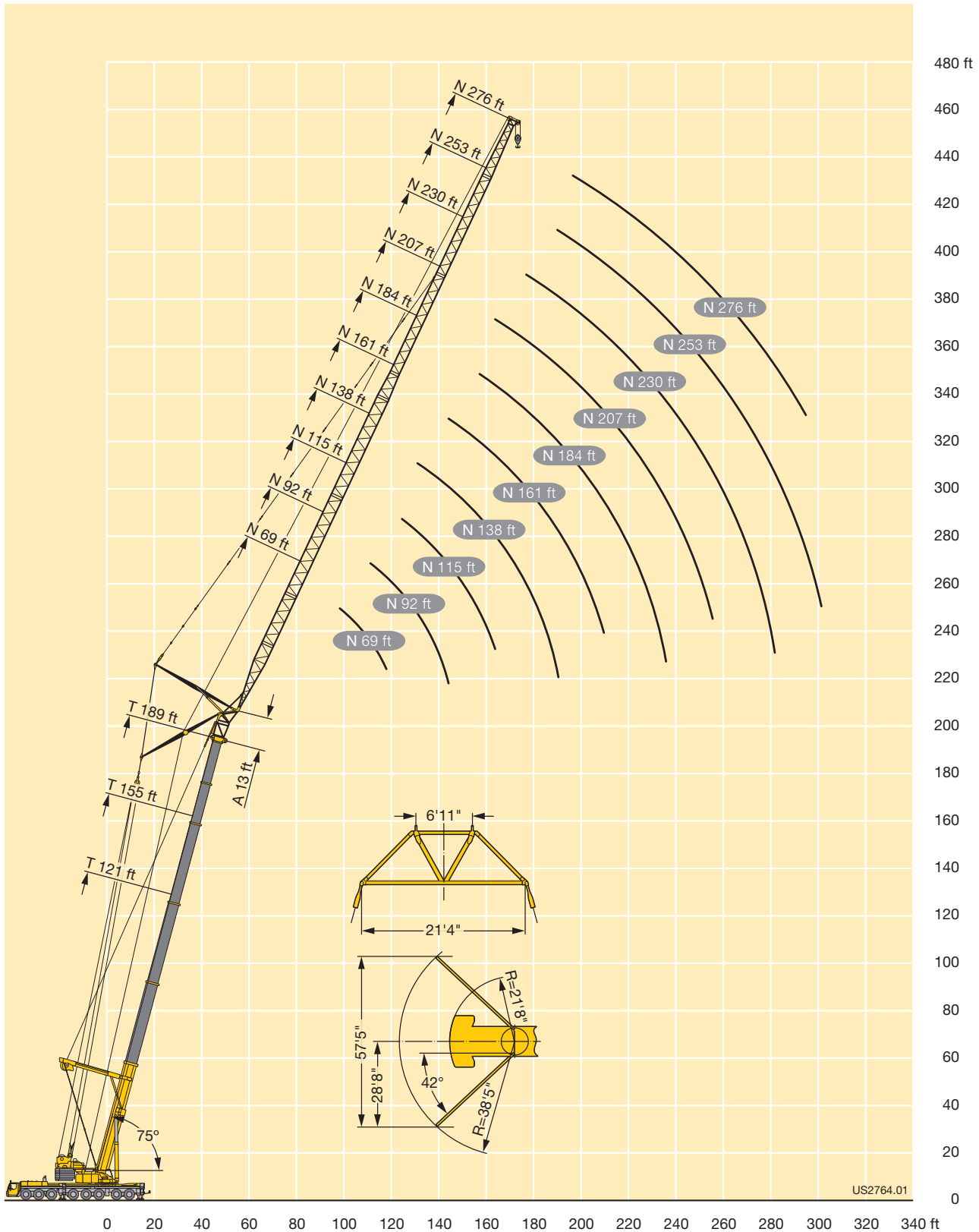
TAB 231406

M

**Lifting heights**  
**Hauteurs de levage**



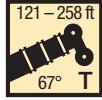
**TY3SN**



**M**

US2764.01

# Lifting capacities Forces de levage



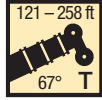
ft	121 ft + 13 ft*										155 ft + 13 ft*										ft			
	69 ft	92 ft	115 ft	138 ft	161 ft	184 ft	207 ft	230 ft	253 ft	276 ft	299 ft	69 ft	92 ft	115 ft	138 ft	161 ft	184 ft	207 ft	230 ft	253 ft		276 ft	299 ft	
100	87.5																						100	
105	87.5																							105
110	83																							110
115	79	74.5																						115
120		73									64.5													120
125		70									61.5													125
130		66.5	64								58.6	56												130
135		64	62									54.2												135
140		61	59.2	55.2								51.8												140
145			56.7	54.9								49.6	47.3											145
150			54.4	52.6								47.5	45.2											150
155			52.2	50.5	47.8							45.6	43.3											155
160			50.2	48.4	46.8								41.5	40.2										160
165				46.5	44.9								39.8	38.5										165
170				44.7	43.2	41.6							38.2	36.9	35.2									170
175				43.1	41.5	40.2							36.8	35.4	33.9									175
180				41.5	39.9	38.6	36.5							34	32.5	30.2								180
185				40	38.4	37.1	36.1							32.7	31.2	29.9								185
190				38.5	37	35.7	34.7							31.4	29.9	28.6								190
195					35.6	34.4	33.4	31.5						30.2	28.7	27.5	25.4							195
200					34.4	33.1	32.1	30.7						29.1	27.6	26.4	24.7							200
205					33.1	31.9	30.9	29.5	27.3						26.5	25.3	23.7							205
210						30.7	29.7	28.3	27.3						25.5	24.3	22.7							210
215						29.6	28.7	27.2	26.2						24.6	23.3	21.8	20.7						215
220						28.6	27.6	26.2	25.2	23.2					23.6	22.4	20.9	20.1						220
225						27.6	26.6	25.2	24.2	22.8						21.6	20	19.2	16.8					225
230						26.6	25.6	24.2	23.2	21.9						20.7	19.2	18.4	16.7					230
235						25.7	24.7	23.3	22.3	21	19.4					19.9	18.4	17.6	16					235
240							23.9	22.5	21.4	20.1	18.7					19.2	17.7	16.9	15.2	13.4				240
245							23	21.7	20.6	19.3	17.9					18.4	17	16.1	14.5	13.1				245
250							22.2	20.8	19.8	18.5	17.1						16.3	15.4	13.8	12.4				250
255							21.5	20.1	19	17.7	16.4						15.6	14.8	13.2	11.9	9.6			255
260								19.4	18.3	17	15.7						15	14.1	12.6	11.4	9.3			260
265								18.7	17.6	16.3	15						14.4	13.5	12	11	8.8			265
270								18	16.9	15.6	14.3							12.9	11.6	10.5	8.4			270
275								17.4	16.3	15	13.6							12.4	11.1	10.1	8			275
280								16.8	15.6	14.4	13							12	10.7	9.7	7.5			280
285									15	13.8	12.5							11.6	10.3	9.3	7.1			285
290									14.4	13.2	12							11.1	9.9	8.9	6.7			290
295									13.9	12.6	11.5							10.8	9.5	8.5	6.3			295
300									13.3	12.1	11.1								9.2	8.2	5.9			300
305										11.7	10.7								8.8	7.8	5.6			305
310										11.3	10.3								8.5	7.5	5.3			310
315										11	9.9									7.2	5			315
320										10.6	9.6									6.9	4.7			320
325										10.2	9.2									6.6	4.4			325
330											8.9									6.3	4.2			330
340											8.2									5.7	3.6			340
350																					3.1			350

\* adapter · pièce d'adaptateur

TAB 231409



# Lifting capacities Forces de levage



ft	189 ft + 13 ft*									223 ft + 13 ft*					258 ft + 13 ft*			ft
	69 ft	92 ft	115 ft	138 ft	161 ft	184 ft	207 ft	230 ft	253 ft	69 ft	92 ft	115 ft	138 ft	161 ft	69 ft	92 ft	115 ft	
135	47.9																	135
140	47																	140
145																		145
150		40.4								36.4								150
155		39								35.2								155
160		37.4	34.4								25.8							160
165		35.8	34.1								25.6							165
170		34.4	32.7								24.5				19.9			170
175			31.3	28.9							23.5				19.1			175
180			30	28.2							22.5	18.9				10.4		180
185			28.8	27.1								18.7				10.3		185
190			27.7	26	24.4							17.8				9.9		190
195				24.9	23.4							17.1	13.3			9.5	4.6	195
200				23.9	22.4	19.5						16.3	12.9				4.4	200
205				22.9	21.5	19.3							12.2	9.1			4.2	205
210				22	20.6	18.4							11.7	9.1			3.9	210
215				21.2	19.7	17.5	12.4						11.1	8.6			3.6	215
220					18.9	16.7	12						10.6	8.2			3.3	220
225					18.1	15.9	11.4	6.6					10.2	7.8				225
230					17.4	15.1	10.9	6.6						7.4				230
235					16.7	14.4	10.3	6.2						7				235
240						13.8	9.8	5.8	3.1					6.7				240
245						13.2	9.3	5.5	3					6.3				245
250						12.6	8.9	5.1	2.7									250
255						12.1	8.5	4.8	2.5									255
260						11.7	8.1	4.4	2.3									260
265							7.7	4.1										265
270							7.3	3.8										270
275							7	3.5										275
280							6.7	3.2										280
285								2.9										285
290								2.6										290
295								2.3										295

\* adapter · pièce d'adaptateur

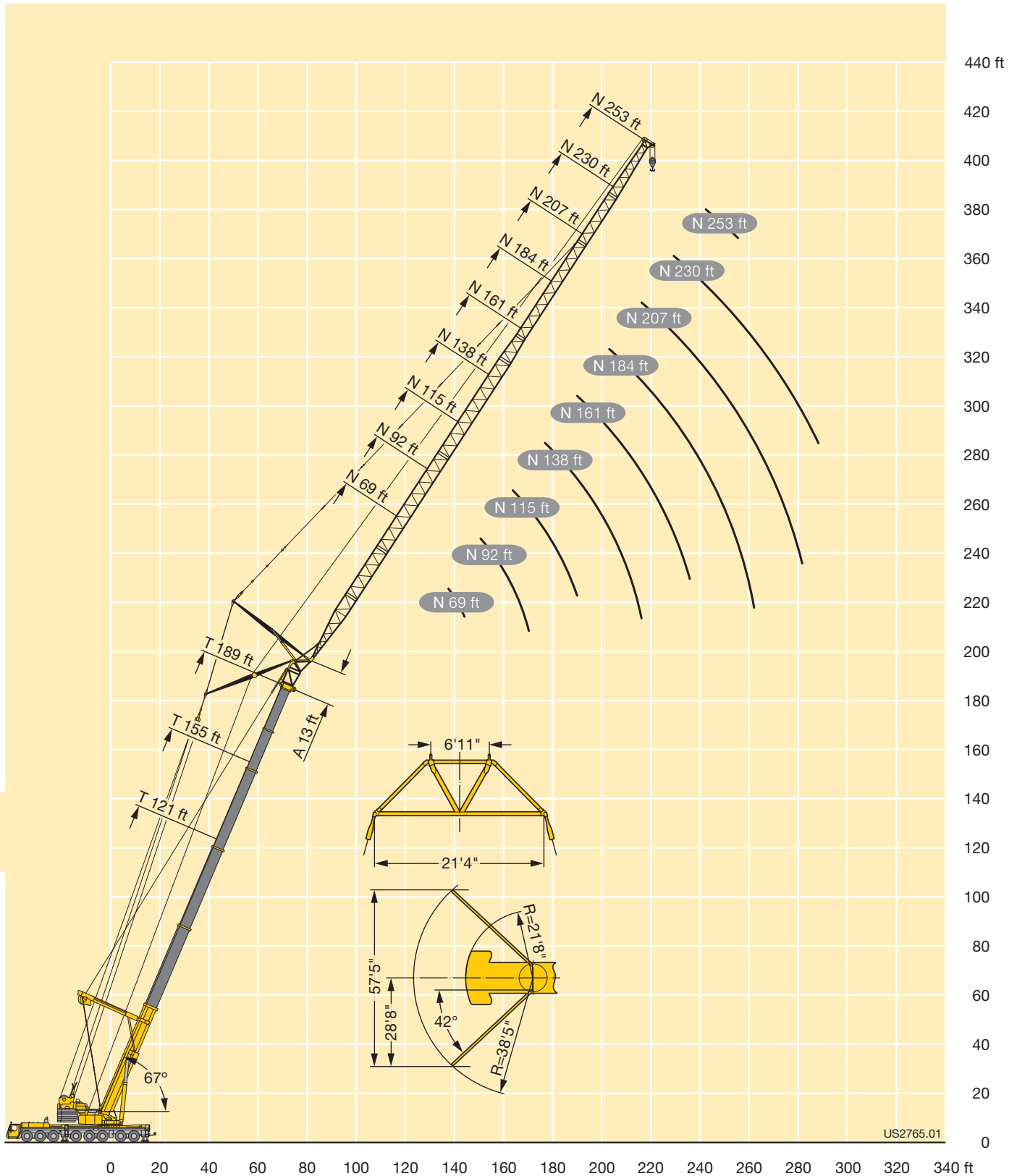
TAB 231409

**Lifting heights**  
**Hauteurs de levage**



**TY3SN**

**276 ft**



# Lifting capacities Forces de levage



**TNZF**

53-258 ft  
 T

20-184 ft  
 NZF

360°

297600 lbs

85%

	53 ft + 7 ft*																				
	20 ft**			46 ft			69 ft			92 ft			115 ft			138 ft		161 ft		184 ft	
	0°	20°	40°	0°	20°	40°	0°	20°	40°	0°	20°	40°	0°	20°	40°	0°	20°	0°		0°	
13	300																		13		
14	288																		14		
15	275																		15		
16	263				178														16		
17	252				174														17		
18	242	152			168			122											18		
20	222	150			156			121											20		
22	205	143			145			114			89.5								22		
24	190	136			135			107			87								24		
26	179	130	93.5		126			101			82			68					26		
28	169	124	91		117			95			78			65.5		54.2			28		
30	161	118	88.5		108			89.5			74			62		53.6			30		
32	153	114	86		102	71.5		84.5			70			59.3		51.2		41.3	32		
34	145	110	83.5		97	70		80			67			56.7		49.1		40.3	34		
36	139	106	81.5		93	67.5		75.5			63.5			54.2		47.1		38.7	36		
38	132	102	79.5		88.5	64.5		71.5			60.5			51.8		45.1		37.1	38		
40	125	99	78		84.5	62		67.5			57.5			49.5		43.2		35.5	40		
45	111	91	74		76	56.7	46.3	61	44.8		51.5			44.4		39.1		32.3	45		
50	98	84	70.5		68.5	52.4	44	55.6	41.8		46.6			40		35.4		29.4	50		
55	88.5	78	67.5		61.5	48.6	41.3	50.6	38.4		42.5	31.7		36.4		32.1		26.7	55		
60	81	73.5			55.1	45.2	39	46.1	35.4		38.9	29.1		33.5		29.2		24.3	60		
65	74.5	70			49.1	42.1	37.1	41.9	32.9	28.3	35.7	26.8		31	23.9	26.9		22.1	65		
70	69.5	67			44.7	39.2	35.4	38	30.8	26.9	32.8	24.8		28.6	22.3	25.1		20.3	70		
75					41.2	36.8	33.9	34.4	28.8	25.4	30	23		26.4	20.6	23.4	16.6	18.8	75		
80					38.3	34.8	32.6	31	27	24	27.4	21.5	18.5	24.3	19	21.8	16.3	17.5	13.9	80	
85					35.6	32.9	31.6	28.2	25.3	22.9	24.9	20.1	17.5	22.3	17.5	20.2	15.1	16.3	12.8	85	
90					33.3	31.6		26.2	23.6	21.9	22.6	18.9	16.5	20.5	16.3	18.7	13.9	15.1	11.9	90	
95					31.3	30.5		24.5	22.3	20.9	20.5	17.7	15.5	18.8	15.2	17.3	12.9	14.1	11	95	
100								22.9	21.1	20	18.6	16.6	14.7	17.1	14.3	11.6	16	11.9	13.1	10.1	100
105								21.3	20	19.3	17.2	15.5	14	15.5	13.5	11	14.7	11.1	12.1	9.3	105
110								20	19.1	18.8	16.2	14.5	13.4	13.9	12.7	10.4	13.4	10.4	11.2	8.5	110
115								18.9	18.4		15.1	13.6	12.8	12.7	11.9	9.9	12.2	9.8	10.4	7.8	115
120								17.9			14.2	12.9	12.2	11.8	11.2	9.5	11.1	9.3	9.5		120
125											13.2	12.3	11.8	11.1	10.5	9	10	8.7	8.7		125
130											12.3	11.8	11.4	10.5	9.8	8.6	9.1	8.2	7.8		130
135											11.7	11.3		9.8	9.2	8.3	8.4	7.7	7		135
140											11.2	11		9.2	8.8	7.9	7.9	7.2			140
145														8.7	8.3	7.6	7.4	6.8			145
150														8.1	7.9	7.3	6.9	6.3			150
155														7.7	7.6	7.1	6.5	6			155
160														7.3	7.3		6.1	5.6			160
165														6.9			5.7				165
170														6.6			5.3				170
175																	5				175
180																	4.7				180
185																	4.4				185
190																	4.1				190

\* adapter · pièce d'adaptateur  
\*\* optional · en option

TAB 231316 / 231317 / 231318



# Lifting capacities Forces de levage



**TNZF**








ft	155 ft + 7 ft*																		ft		
	20 ft**			46 ft			69 ft			92 ft			115 ft			138 ft		161 ft		184 ft	
	0°	20°	40°	0°	20°	40°	0°	20°	40°	0°	20°	40°	0°	20°	40°	0°	20°	0°		0°	
28	166																			28	
30	165																			30	
32	159																			32	
34	153																			34	
36	148																			36	
38	143	127		106				78												38	
40	139	126		105				77												40	
45	129	120	86	99				72			55.9			43.8						45	
50	120	114	84	93	61.5			68			53.3			41.7						50	
55	111	107	82	88	60			64			50.2			39.2			31.3			55	
60	103	101	79.5	83	57.3			60.5	41.4		47.4			37			29.5	24.4	19.1	60	
65	95.5	94.5	78	78.5	54.8	42.5		57.2	39.5		44.9			35			27.9	23	17.9	65	
70	89	88.5	76	74.5	52.6	41.5		54.2	37.8		42.5	29.4		33.2			26.4	21.7	16.8	70	
75	83	83	74.5	71	50.4	40.3		51.5	36.2	27.3	40.3	28.7		31.5			25	20.5	15.8	75	
80	77.5	77.5	73	68	48.5	39.3		49	34.7	27.1	38.2	27.4		29.9			23.8	19.4	14.9	80	
85	72.5	72.5	71.5	65	46.7	38.3		46.9	33.2	26.3	36.3	26.2		28.3	20.2		22.6	18.4	14	85	
90	68	68	67.5	61.5	45.2	37.3		45	31.9	25.5	34.8	25		27	19.3		21.4	17.5	13.2	90	
95	63.5	63	63	58.2	43.8	36.5		43.2	30.7	24.9	33.3	24	16.9	25.7	18.4		20.4	14	16.6	12.4	95
100	59.1	58.7	58.8	54.8	42.4	35.7		41.5	29.6	24.2	32	22.9	16.7	24.6	17.5		19.4	13.8	15.7	11.7	100
105	54.8	54.4	54.7	51.5	41.2	35.1		39.9	28.6	23.5	30.7	22	16.2	23.6	16.7		18.5	13.2	14.8	11	105
110	50.6	50.3	50.8	48.5	40	34.4		38.4	27.7	22.9	29.5	21.1	15.7	22.7	16		17.7	12.6	14.1	10.3	110
115	46.5	46.4	47.1	45.6	38.8	33.8		36.8	26.8	22.4	28.4	20.3	15.3	21.7	15.3	10.8	16.9	12	13.4	9.7	115
120	42.6	42.9	43.8	42.7	37.7	33.3		35.3	26	21.9	27.3	19.6	14.8	20.9	14.6	10.7	16.2	11.5	12.7	9.1	120
125	39.1	39.9	40.9	39.8	36.6	32.7		33.7	25.2	21.5	26.3	18.9	14.4	20.1	14	10.4	15.5	11	12.1	8.6	125
130	36.5	37.2	38.2	36.9	35.6	32.2		32.3	24.4	21	25.2	18.3	14	19.3	13.4	10.1	14.9	10.5	11.5	8.1	130
135	34.1	34.7	35.6	34	34.2	31.7		30.8	23.7	20.6	24.1	17.7	13.6	18.6	13	9.8	14.3	10.1	11	7.6	135
140	31.9	32.2		31.4	32.5	31.3		29.4	23	20.3	23	17.1	13.3	17.8	12.6	9.5	13.7	9.7	10.5	7.1	140
145	29.7	29.9		29.1	30.5	30.8		28.1	22.3	19.9	22	16.5	13	17.1	12.1	9.3	13.1	9.3	10	6.7	145
150	27.6	27.9		27.2	28.5	29.3		26.6	21.7	19.6	21	16	12.8	16.5	11.8	9	12.6	9	9.5	6.3	150
155	25.5	26.1		25.4	26.6			25	21.1	19.3	19.9	15.5	12.5	15.7	11.4	8.8	12.1	8.7	9	5.9	155
160	23.7			23.8	24.8			23.3	20.5	18.9	19	15	12.3	15	11	8.6	11.6	8.3	8.6	5.5	160
165	22.1			22.1	23			21.7	20	18.7	18	14.5	12.1	14.3	10.7	8.4	11.1	8	8.2		165
170	20.8			20.5	21.4			20.4	19.5	18.5	17.1	14	11.9	13.6	10.3	8.2	10.6	7.8	7.7		170
175				19	19.9			19.1	19.1	18.4	16.3	13.6	11.7	12.9	10	8.1	10.1	7.5	7.3		175
180				17.6	18.5			17.8	18.5		15.6	13.1	11.5	12.2	9.7	7.9	9.7	7.3	6.9		180
185				16.2				16.6	17.5		15.1	12.8	11.3	11.5	9.4	7.7	9.3	7	6.5		185
190				15.2				15.4	16.3		14.6	12.5	11.2	10.9	9.1	7.6	8.8	6.7	6.2		190
195				14.2				14.3	15.2		14	12.2	11.1	10.4	8.8	7.4	8.4	6.5	5.8		195
200								13.1	14.1		13.2	11.9		10.1	8.5	7.3	7.9	6.3	5.5		200
205								12.1	13		12.3	11.7		9.7	8.2	7.2	7.5	6	5.1		205
210								11.2			11.4	11.4		9.4	8	7	7	5.8	4.8		210
215								10.6			10.5	11.2		9.1	7.8	7	6.8	5.6	4.4		215
220											9.7	10.6		8.8	7.7	7	6.5	5.4	4.1		220
225											8.9	9.8		8.5	7.5	7	6.3	5.2			225
230											8.2			8	7.3	6.9	6.1	5			230
235											7.7			7.3	7.2	6.9	5.8	4.9			235
240														6.6	7.1	6.9	5.6	4.7			240
245														6	6.9	6.9	5.4	4.6			245
250														5.3	6.6		5	4.5			250
255														4.8	5.8		4.5	4.4			255
260																	3.9	4.3			260
265																		4.2			265
270																		4.1			270
275																		3.5			275

\* adapter · pièce d'adaptateur  
\*\* optional · en option

TAB 231316 / 231317 / 231318

**N**

# Lifting capacities Forces de levage



**TNZF**

53-258 ft  
  
T

20-184 ft  
  
NZF

360°

297600 lbs

85%

	189 ft + 7 ft*																				
	20 ft**			46 ft			69 ft			92 ft			115 ft			138 ft		161 ft		184 ft	
	ft	0°	20°	40°	0°	20°	40°	0°	20°	40°	0°	20°	40°	0°	20°	40°	0°	20°		0°	0°
38	103																				38
40	103																				40
45	95																				45
50	88.5	87.5	82.5	79																	50
55	83	82	80.5	70.5	58.5																55
60	77.5	76.5	76.5	66	58.1																60
65	72.5	72	72	62.5	56.1																65
70	68	67.5	67.5	58.7	54.2	40.9	51	36.5													70
75	64	63.5	63.5	55.4	52.3	40.3	48.3	35.8													75
80	60	59.6	60	52.2	50.5	39.4	45.8	34.6													80
85	56.6	56.1	56.5	49.1	48.9	38.5	43.4	33.3													85
90	53.4	52.9	53.3	46.4	46.7	37.7	41.1	32.2	25.2	33.7	24.8										90
95	50.4	50	50.4	43.8	44.4	36.9	38.8	31.1	24.9	32.4	23.9										95
100	47.6	47.2	47.6	41.5	42	36.2	36.7	30.1	24.3	31.1	23	16.1	23.8	17.4							100
105	45	44.6	44.9	39.2	39.8	35.5	34.7	29.1	23.7	30	22.2	16.1	22.8	16.7							105
110	42.5	42.2	42.4	37.2	37.7	34.8	32.8	28.2	23.2	28.8	21.4	15.7	22	16							110
115	40	39.8	39.9	35.2	35.8	34.2	31.1	27.3	22.7	27.5	20.7	15.3	21.1	15.4							115
120	37.4	37.5	37.5	33.3	33.9	33.5	29.5	26.6	22.2	26.1	19.9	14.9	20.4	14.8	10.3						120
125	34.9	35.1	35.2	31.5	32.1	32.4	28	25.9	21.8	24.8	19.3	14.6	19.6	14.3	10.3	16.1	11	11.5	8		125
130	32.5	32.7	33	29.8	30.5	30.6	26.5	25.2	21.3	23.5	18.7	14.2	18.9	13.7	10.1	15.5	10.6	11	7.5		130
135	30.1	30.2	30.7	28.2	28.8	28.9	25.1	24.6	21	22.3	18.1	13.9	18.3	13.2	9.8	14.9	10.2	10.5	7.1		135
140	27.7	27.8	28.5	26.5	27.2	27.2	23.7	23.9	20.6	21.1	17.6	13.6	17.7	12.7	9.6	14.3	9.8	10	6.7		140
145	25.3	25.6	26.4	24.8	25.5	25.7	22.4	23.2	20.3	19.9	17.1	13.3	17.1	12.3	9.4	13.8	9.5	9.6	6.2		145
150	23.2	23.7	24.4	23.1	23.9	24.1	21.1	22.1	20	18.9	16.6	12.9	16.3	11.9	9.2	13.3	9.1	9.1	5.9		150
155	21.5	21.9	22.6	21.4	22.4	22.7	19.9	20.8	19.8	17.8	16.2	12.7	15.4	11.6	8.9	12.8	8.8	8.7	5.5		155
160	19.9	20.2	20.8	19.7	20.9	21.3	18.7	19.6	19.4	16.8	15.7	12.5	14.6	11.3	8.7	12.4	8.5	8.3			160
165	18.4	18.6		17.9	19.4	19.9	17.4	18.4	18.9	15.8	15.3	12.3	13.7	11	8.5	12	8.2	7.9			165
170	17	17		16.4	17.9	18.6	16.1	17.3	18	14.8	14.9	12.2	12.9	10.7	8.3	11.5	8	7.5			170
175	15.6	15.6		15.2	16.6	17.3	14.8	16.1	17	13.9	14.5	12	12.1	10.4	8.2	10.9	7.8	7.2			175
180	14.3	14.4		14.2	15.3		13.6	15	15.9	13	14.1	11.8	11.3	10.1	8	10.3	7.5	6.8			180
185	13	13.3		13.1	14		12.4	13.9	14.9	12	13.5	11.7	10.5	9.9	7.9	9.6	7.3	6.4			185
190	11.7	12.2		12.1	12.8		11.3	13.1	13.9	11	12.8	11.5	9.8	9.6	7.8	8.9	7.1	6.1			190
195	10.7	11.2		11.1	11.7		10.4	12.1	13.1	10	12	11.4	9.1	9.4	7.7	8.3	6.9	5.8			195
200	9.9			10.1	10.7		9.4	11.2		9	11.2	11.2	8.3	9.1	7.5	7.7	6.6	5.4			200
205				9.1	9.8		8.6	10.2		8.1	10.4	10.9	7.6	8.9	7.4	7.1	6.4	5			205
210				8.1	8.9		7.7	9.3		7.3	9.7	10.3	6.8	8.6	7.3	6.5	6.3				210
215				7.1	8		6.9	8.3		6.5	8.8	9.6	6	8.1	7.2	5.9	6.1				215
220				6.4			6.1	7.4		5.8	8	8.9	5.3	7.6	7.1	5.3	5.9				220
225							5.3	6.5		5	7.1		4.7	7	7	4.7	5.7				225
230							4.5	5.6					6.3	6.3	6.9		5.5				230
235							3.8	4.8					5.4	3.8	5.7	6.6		5.2			235
240													4.7		5	6		4.7			240
245															4.2	5.3		4.2			245
250																4.5					250
255																3.6					255
260																					260
265																					265
270																					270
275																					275

\* adapter - pièce d'adaptateur  
\*\* optional - en option

TAB 231316 / 231317 / 231318



# Lifting capacities Forces de levage



**TNZF**

53-258 ft  
 20-184 ft  
 T  
 NZF  
 360°  
 297600 lbs  
 85%

ft	223 ft + 7 ft*																		ft		
	20 ft**			46 ft			69 ft			92 ft			115 ft			138 ft		161 ft		184 ft	
	0°	20°	40°	0°	20°	40°	0°	20°	40°	0°	20°	40°	0°	20°	40°	0°	20°	0°		0°	
45	70.5																				45
50	66.5	64.5																			50
55	62.5	62.5	59.8	52.4																	55
60	58.5	58.8	59.1	49.5																	60
65	55	55.2	55.8	46.7	46.3				42.1												65
70	51.9	52.1	52.6	44.1	44.2				37.8												70
75	48.9	49.1	49.5	41.7	42	38.5	35.9	32.7													75
80	46.1	46.3	46.7	39.5	40	38.2	34.1	32.5													80
85	43.4	43.6	44.1	37.4	38	37.4	32.4	31.6													85
90	40.8	41.1	41.6	35.4	36.2	36.2	30.7	30.6													90
95	38.4	38.8	39.2	33.4	34.4	34.7	29.2	29.5	23.7												95
100	36.2	36.5	37	31.5	32.6	33.2	27.6	28.2	23.6	23.7	21.8										100
105	34.1	34.4	34.8	29.6	30.8	31.7	26.1	27	23.1	22.4	21.2										105
110	32.2	32.4	32.8	27.9	29.1	30.1	24.6	25.8	22.7	21.2	20.6										110
115	30.3	30.6	30.9	26.3	27.5	28.6	23.1	24.6	22.3	20	19.9	14.6	17.7	14.7							115
120	28.6	28.8	29.1	24.8	25.9	27	21.7	23.4	21.9	18.8	19.3	14.5	16.8	14.2							120
125	26.9	27.1	27.4	23.4	24.4	25.5	20.4	22.2	21.5	17.6	18.8	14.2	15.9	13.8							125
130	25.4	25.5	25.8	22	23	24.1	19.2	20.9	21.1	16.5	18.2	13.9	14.9	13.3							130
135	23.8	24	24.2	20.7	21.7	22.7	18	19.7	20.7	15.4	17.6	13.6	13.9	12.9	9.4						135
140	22.4	22.5	22.7	19.5	20.4	21.3	16.9	18.5	20.1	14.4	16.9	13.4	12.9	12.5	9.4	11.3	9.2	8.6			140
145	20.9	21.1	21.3	18.3	19.2	20.1	15.8	17.4	19.2	13.4	16.1	13.1	12.1	12.1	9.2	10.4	8.9	8			145
150	19.6	19.7	19.9	17.2	18	18.9	14.7	16.3	18.2	12.5	15.1	12.9	11.2	11.7	9	9.7	8.6	7.3			150
155	18.3	18.3	18.5	16.1	16.9	17.7	13.7	15.3	17.1	11.6	14.2	12.7	10.4	11.4	8.8	8.9	8.4	6.6			155
160	17	17	17.2	15	15.8	16.5	12.7	14.3	16	10.8	13.3	12.4	9.7	11	8.6	8.2	8.1	6			160
165	15.7	15.7	15.9	13.9	14.7	15.4	11.8	13.3	15	9.9	12.4	12.2	8.9	10.7	8.5	7.5	7.9				165
170	14.4	14.6	14.9	12.9	13.7	14.4	10.8	12.4	14	9.1	11.5	12	8.2	10.3	8.3	6.9	7.6				170
175	13.1	13.5	13.9	11.9	12.7	13.3	10	11.5	13.1	8.3	10.7	11.9	7.5	9.6	8.1	6.2	7.4				175
180	11.9	12.5	12.8	10.9	11.7	12.3	9.2	10.7	12.2	7.5	9.9	11.4	6.8	8.8	8	5.6	7.2				180
185	10.9	11.3		10	10.8	11.4	8.4	9.8	11.3	6.8	9.2	10.6	6.1	8.1	7.9		6.9				185
190	9.8	10.2		9.1	9.8	10.4	7.6	9	10.4	6.1	8.4	9.8	5.5	7.5	7.7		6.6				190
195	8.8	9.1		8.1	9	9.6	6.8	8.2	9.6	5.4	7.7	9	4.9	6.8	7.6		6.1				195
200	7.9	8.1		7.3	8.2		6.1	7.5	8.8	4.8	7	8.3		6.2	7.4		5.6				200
205	6.9	7.2		6.4	7.4		5.4	6.7	8		6.3	7.5		5.5	7.1		5				205
210	6	6.3		5.6	6.5			6	7.2		5.7	6.8		4.9	6.5						210
215	5.1	5.4		4.8	5.7			5.3	6.5		5	6.1		4.4	5.8						215
220	4.3	4.5			4.8			4.6	5.7		4.4	5.4			5.2						220
225												4.8			4.6						225

\* adapter · pièce d'adaptateur  
\*\* optional · en option

TAB 231316 / 231317 / 231318

# Lifting capacities Forces de levage



TNZF

53 - 258 ft

20 - 138 ft

360°

297600 lbs

85%

	258 ft + 7 ft*																		
	20 ft**			46 ft			69 ft			92 ft			115 ft			138 ft			
	ft	0°	20°	40°	0°	20°	40°	0°	20°	40°	0°	20°	40°	0°	20°	40°		0°	20°
50	47.2																		50
55	45.9	44																	55
60	43.3	43.5		35.5															60
65	41	41.2	41.5	33.5			27.8												65
70	39	39.1	39.5	31.7			26.5												70
75	37	37.1	37.4	30.1	29.8		25.1			20.9									75
80	35.2	35.2	35.5	28.6	29.4		23.8			19.8			16.4						80
85	33.5	33.5	33.7	27.2	27.9		22.7			18.7			15.5			12.7			85
90	31.7	31.9	32.1	25.9	26.5	27	21.6	22.5		17.8			14.6			12			90
95	30	30.4	30.5	24.7	25.2	26.1	20.6	21.8		16.9			13.8			11.2			95
100	28.4	28.8	29.1	23.5	24	24.8	19.6	20.7		16	16.8		13.1			10.5			100
105	26.6	27.2	27.6	22.4	22.8	23.6	18.7	19.6		15.2	16.8		12.3			9.9			105
110	25	25.6	26.1	21.1	21.7	22.5	17.8	18.7	19.6	14.5	16		11.7			9.3			110
115	23.5	24.1	24.7	19.8	20.6	21.4	16.9	17.8	19	13.7	15.1		11	12.3		8.7			115
120	22.1	22.6	23.2	18.6	19.6	20.4	16.1	16.9	18.1	13	14.3		10.4	12.1		8.2			120
125	20.8	21.3	21.8	17.3	18.6	19.4	15.1	16	17.1	12.3	13.5		9.8	11.4		7.6			125
130	19.5	20	20.4	16.2	17.5	18.5	14.1	15.3	16.3	11.6	12.8	13.2	9.2	10.8		7.1	8.6		130
135	18.3	18.7	19.2	15.1	16.4	17.6	13.2	14.5	15.4	10.9	12.1	13	8.6	10.2		6.6	8.3		135
140	17.2	17.5	17.9	14.1	15.3	16.7	12.3	13.7	14.7	10.1	11.4	12.6	8.1	9.5		6.1	7.9		140
145	16.1	16.4	16.8	13.1	14.3	15.8	11.4	13	13.9	9.3	10.8	12	7.4	8.9			7.4		145
150	15	15.3	15.7	12.1	13.3	14.8	10.5	12.2	13.1	8.5	10.2	11.3	6.9	8.4	8.6		6.9		150
155	14	14.3	14.6	11.2	12.3	13.8	9.7	11.4	12.4	7.8	9.5	10.7	6.3	7.8	8.4		6.4		155
160	13	13.3	13.5	10.3	11.4	12.8	9	10.6	11.7	7.1	8.9	10	5.6	7.3	8.3		5.9		160
165	12	12.3	12.6	9.5	10.6	11.9	8.2	9.8	11	6.4	8.3	9.4		6.7	8		5.4		165
170	11.1	11.3	11.6	8.6	9.7	11	7.5	9	10.3	5.7	7.7	8.8		6.3	7.6		4.9		170
175	10.2	10.4	10.6	7.8	8.9	10.1	6.8	8.3	9.6	5.1	7.1	8.2		5.8	7				175
180	9.3	9.5	9.7	7	8.1	9.3	6.1	7.6	8.8		6.4	7.7		5.2	6.5				180
185	8.4	8.6	8.8	6.3	7.4	8.5	5.4	6.9	8		5.8	7.1			6				185
190	7.6	7.8	8	5.6	6.6	7.7	4.7	6.2	7.3		5.1	6.6			5.5				190
195	6.7	7	7.2	4.9	5.9	7		5.5	6.5		4.5	6			5.1				195
200	6	6.3	6.5		5.2	6.3		4.8	5.8			5.4			4.6				200
205	5.3	5.6				5.5			5.2			4.7							205
210		4.9																	210
215		4.2				4.3													215

\* adapter · pièce d'adaptateur  
\*\* optional · en option

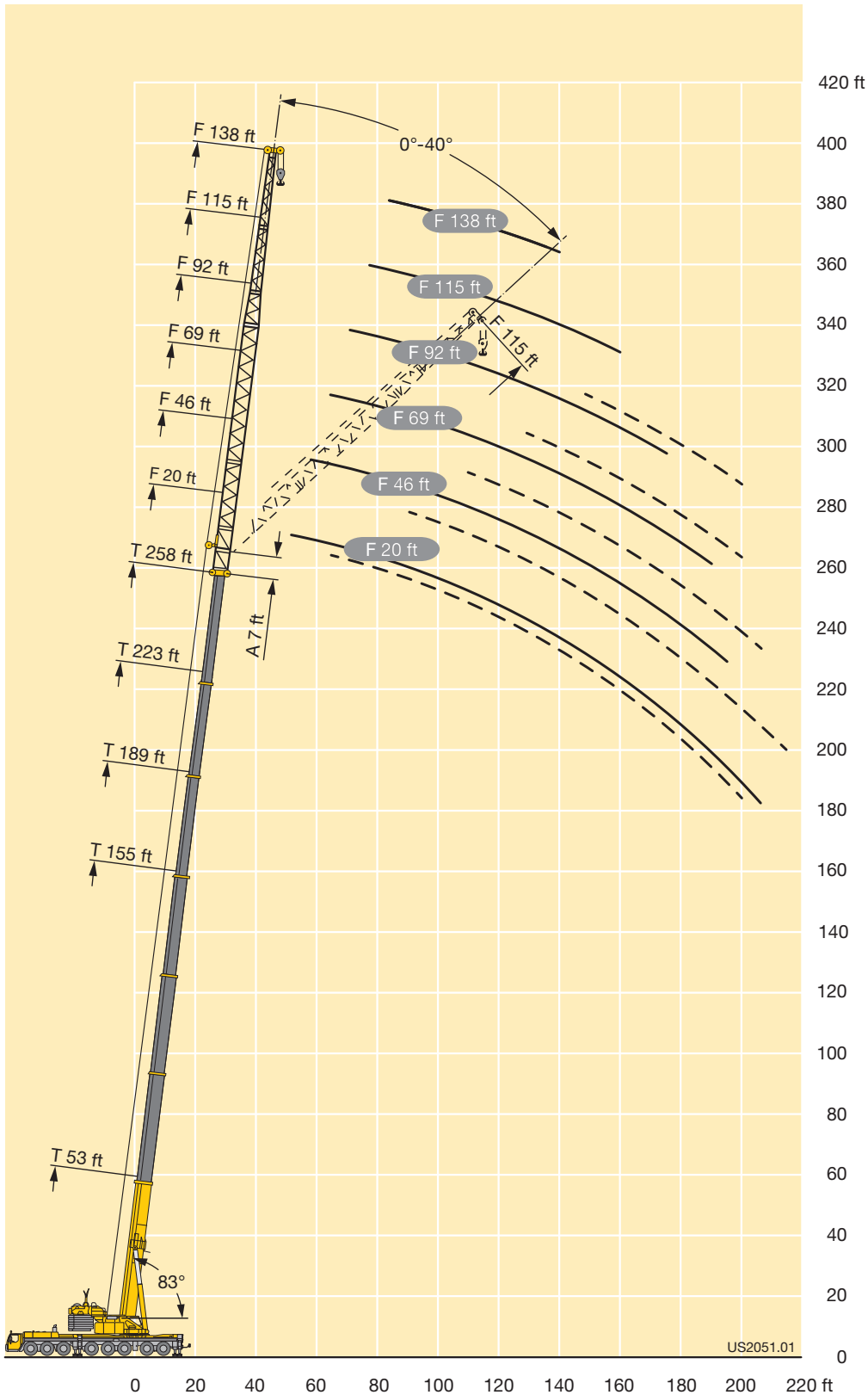
TAB 231316 / 231317 / 231318



# Lifting heights Hauteurs de levage



TNZF





# Lifting capacities Forces de levage



**TY3NZF**



ft	155 ft + 7 ft*																			ft
	20 ft**			46 ft			69 ft			92 ft			115 ft			138 ft		161 ft	184 ft	
	0°	20°	40°	0°	20°	40°	0°	20°	40°	0°	20°	40°	0°	20°	40°	0°	20°	0°	0°	
28	207																			28
30	207																			30
32	206			147																32
34	205			145																34
36	203			141																36
38	201	144	86.5	138			102													38
40	198	143	86	135			101													40
45	184	135	83	128			95			69.5			53.9							45
50	171	129	80.5	122	66		90			66.5			51.5			38.4		28.7		50
55	158	123	78.5	116	65		85.5	40.5		63			48.7			37.4		27.9	21.5	55
60	146	117	76.5	111	63.5		81	40.3		59.8			46.2			35.5		26.4	21.2	60
65	135	111	74.5	106	62	41.3	77.5	39.1		57.1			44.1			33.8		25	20	65
70	125	106	72.5	102	60.5	41.1	74	38		54.6	26.5		42.2			32.3		23.7	18.9	70
75	117	101	71	98	59.3	40.9	71	37	23.4	52.3	26		40.4			30.9		22.6	17.9	75
80	109	97	69	94	58.2	40.7	68	36.1	23.3	50.1	25.2		38.7			29.6		21.5	16.9	80
85	102	93.5	67.5	90	57.1	40.5	65	35.2	23.1	48	24.5		37	17.7		28.3		20.5	16.1	85
90	95.5	90	66.5	86.5	56.2	40.4	62.5	34.4	23	45.9	23.8		35.4	17.1		27.1		19.6	15.3	90
95	89	86.5	65	83.5	55.3	40.4	60	33.6	22.8	43.9	23.2	14	33.8	16.6		25.9	12.2	18.7	14.5	95
100	83	82.5	64	80	54.5	40.4	57.7	32.9	22.7	42.1	22.6	14	32.3	16		24.8	12.1	17.9	13.8	100
105	77.5	78.5	63	77.5	53.7	40.3	55.5	32.3	22.5	40.5	22	13.9	30.8	15.5		23.7	11.7	17.1	13.1	105
110	71.5	73.5	62	73.5	53	40.3	53.4	31.8	22.4	39.1	21.4	13.7	29.6	15.1		22.7	11.3	16.3	12.5	110
115	66	68	61	69	52.3	40.3	51.3	31.2	22.4	37.7	21	13.6	28.6	14.7	8.7	21.8	11	15.6	11.9	115
120	60.5	62.5	60	65	51.7	40.3	49.4	30.7	22.3	36.3	20.5	13.5	27.6	14.2	8.6	20.9	10.6	14.8	11.3	120
125	55.3	57.3	58.5	60	51.1	40.3	47.6	30.2	22.3	34.8	20.1	13.4	26.7	13.8	8.5	20.1	10.3	14.1	10.7	125
130	50.7	52.5	53.6	55.6	50.6	40.3	46.1	29.8	22.3	33.5	19.8	13.3	25.6	13.5	8.4	19.4	10	13.5	10.1	130
135	46.4	48.1		51.3	50.2	40.3	44.7	29.3	22.3	32.2	19.4	13.3	24.6	13.2	8.4	18.7	9.7	13	9.6	135
140	42.5	44		47.3	49.2	40.3	43.4	28.9	22.3	31.1	19.1	13.2	23.6	12.9	8.3	18	9.4	12.4	9	140
145	38.7	40.1		43.5	47.3	40.3	42.2	28.6	22.3	30.1	18.7	13.2	22.7	12.6	8.2	17.2	9.2	12	8.6	145
150	35.3	36.5		40.1	43.5	40.3	41.1	28.4	22.3	29.2	18.4	13.2	21.8	12.4	8.2	16.5	9	11.5	8.2	150
155	32.1	32.4		36.9	40.1	40.2	39.6	28.1	22.3	28.4	18.1	13.2	21	12.1	8.1	15.8	8.8	11	7.8	155
160	27.9			33.9	36.8		37.5	27.9	22.3	27.6	17.8	13.2	20.3	11.9	8.1	15.1	8.6	10.6	7.4	160
165	22.3			31	33.7		34.6	27.7	22.3	26.8	17.6	13.2	19.7	11.6	8.1	14.5	8.4	10.1	7.1	165
170	15.3			28.4	30.8		31.9	27.5	22.3	26	17.5	13.2	19.1	11.4	8.1	14	8.2	9.7	6.7	170
175				25.9	28		29.4	27.4	22.3	25.3	17.4	13.2	18.6	11.2	8.1	13.6	8.1	9.2	6.4	175
180				23.5	24.9		27	27.2	22.3	24.6	17.3	13.2	18	11	8.1	13.1	7.9	8.8	6	180
185				20.8			24.7	26.8		23.9	17.1	13.2	17.5	10.9	8.1	12.7	7.8	8.5	5.7	185
190				16.7			22.6	25.6		23.3	17	13.2	16.9	10.9	8.1	12.3	7.6	8.2	5.4	190
195							20.6	23.3		22.7	16.9	13.2	16.4	10.8	8.1	11.9	7.5	7.9	5.1	195
200							18.7	20.9		21.3	16.8	13.2	15.9	10.7	8.1	11.6	7.3	7.7	4.9	200
205							16.5	18.2		19.4	16.7		15.4	10.7	8.1	11.2	7.3	7.4	4.7	205
210							13.6			17.7	16.6		15	10.6	8.1	10.9	7.2	7.1	4.4	210
215							9.9			16	16.5		14.7	10.5	8.1	10.5	7.1	6.9	4.2	215
220										14.5	16.3		14.3	10.5	8.1	10.2	7	6.7	4	220
225										12.7	15.4		14	10.4	8.1	9.9	7	6.4		225
230										10.5			13.6	10.3		9.6	6.9	6.2		230
235										7.8			12.4	10.3		9.4	6.8	5.9		235
240													11.3	10.2		9.2	6.8	5.7		240
245													10	10.2		9	6.7	5.6		245
250													8.3	10.1		8.9	6.7	5.4		250
255													6.1	9.3		8.7	6.7	5.3		255
260																8.3	6.7	5.1		260
265																7.4	6.7	5		265
270																5.8	6.7	4.8		270
275																3.8	6.7	4.7		275
280																		4.5		280
285																		4.1		285

\* adapter · pièce d'adaptateur  
\*\* optional · en option

TAB 231433 / 231435 / 231437

# Lifting capacities Forces de levage



**TY3NZF**



ft	189 ft + 7 ft*																		ft			
	20 ft**			46 ft			69 ft			92 ft			115 ft			138 ft		161 ft		184 ft		
	0°	20°	40°	0°	20°	40°	0°	20°	40°	0°	20°	40°	0°	20°	40°	0°	20°	0°		0°		
38	154																			38		
40	154																			40		
45	153	137	84.5	122				93												45		
50	147	132	82.5	118				89.5				63.5								50		
55	139	126	80.5	113	67.5			85				62.5			46.3					55		
60	131	121	78.5	109	67.5			81.5				59.5			45.9					60		
65	123	117	76.5	105	66			78.5				57.1			43.9			33.3	26.1	65		
70	115	113	75	101	65	42.7	75.5	39.9				55			42.2			32.1	25	18.3	70	
75	108	107	73.5	98	64	42.7	73	39.4				53			40.6			30.9	24	17.8	75	
80	101	102	72	94	63	42.6	70.5	38.6				51.2			39.2			29.7	23.1	17	80	
85	94.5	96	70.5	89.5	62	42.6	68.5	37.8				49.5	26.2		37.8			28.7	22.2	16.2	85	
90	89	90.5	69.5	85	61	42.5	66	37.1	24			47.9	25.6		36.6			27.7	21.4	15.5	90	
95	84	85.5	68	80	60.5	42.5	64	36.4	24			46.4	25		35.4	17.8		26.8	20.7	14.8	95	
100	79	80.5	67	76	59.4	42.5	62	35.8	23.9			45	24.4	14.7	34.3	17.7		25.9	12	19.9	14.2	100
105	74.5	76	66	71.5	58.6	42.5	60	35.2	23.8			43.6	23.9	14.7	33.2	17.2		25.1	12	19.2	13.6	105
110	70	71.5	65	68	57.8	42.5	58.4	34.6	23.7			42.2	23.5	14.6	32.2	16.8		24.3	11.6	18.5	13.1	110
115	66	67.5	64	64.5	57.1	42.5	56.8	34.1	23.6			41	23	14.5	31.2	16.4		23.5	11.3	17.8	12.5	115
120	62.5	63.5	62.5	61	56.4	42.5	55.3	33.7	23.6			39.9	22.6	14.4	30.3	16	9.2	22.7	11	17.2	12	120
125	58.7	59.9	60.5	57.6	55.7	42.5	53.9	33.2	23.6			38.8	22.1	14.4	29.3	15.6	9.2	21.9	10.7	16.5	11.5	125
130	54.4	56.2	57.1	54.5	54.9	42.5	52.5	32.8	23.6			37.9	21.8	14.3	28.5	15.3	9.2	21.2	10.5	16	11.1	130
135	50.2	52.1	53.2	51.6	53.4	42.5	50.5	32.5	23.6			36.9	21.4	14.2	27.7	14.9	9.1	20.5	10.2	15.4	10.6	135
140	46.2	48	49.1	48.7	51.2	42.5	48.1	32.1	23.6			36	21.1	14.2	26.9	14.6	9.1	19.8	10	14.8	10.2	140
145	42.5	44.1	45.1	45.7	48.5	42.5	45.7	31.8	23.6			34.9	20.8	14.2	26.2	14.3	9	19.2	9.8	14.3	9.8	145
150	39.1	40.6	41.5	42.2	45.8	42.5	43.4	31.4	23.6			33.8	20.6	14.2	25.5	14.1	9	18.7	9.5	13.8	9.4	150
155	35.9	37.3	38	39	42.6	42.5	40.9	31.1	23.6			32.8	20.3	14.2	24.7	13.8	8.9	18.2	9.3	13.3	8.9	155
160	32.9	34.2		36	39.3	41.1	38.3	30.8	23.6			31.8	20	14.2	23.9	13.6	8.9	17.6	9.2	12.9	8.6	160
165	30	31.2		33.2	36.3	38.3	35.6	30.5	23.6			31	19.8	14.2	23.1	13.4	8.9	17.1	9	12.5	8.2	165
170	27.4	28.5		30.5	33.4	35.3	32.9	30.3	23.6			30.2	19.5	14.2	22.4	13.2	8.9	16.5	8.8	12.1	7.9	170
175	24.9	25.9		28	30.7	32.4	30.4	30.2	23.6			29.5	19.3	14.2	21.7	13	8.9	15.9	8.7	11.7	7.6	175
180	22.5	23.4		25.6	28.2	29.7	28.1	30	23.6			28.8	19.1	14.2	21.1	12.8	8.8	15.4	8.6	11.3	7.3	180
185	20.3	20.9		23.4	25.8		25.8	29.4	23.6			27.7	18.9	14.2	20.6	12.6	8.8	14.8	8.4	11	7	185
190	18.2	17.9		21.3	23.5		23.7	27.3	23.6			25.6	18.8	14.2	20.1	12.4	8.8	14.4	8.3	10.6	6.7	190
195	14.8			19.3	21.3		21.7	25.1	23.6			23.6	18.7	14.2	19.6	12.3	8.8	14	8.2	10.2	6.4	195
200				17.4	19.3		19.8	23	23.5			21.7	18.6	14.2	19.1	12.1	8.8	13.6	8.1	9.8	6.2	200
205				15.6	17.3		18	21	22.7			19.8	18.5	14.2	18.6	12	8.8	13.3	7.9	9.5	5.9	205
210				13.9	15.4		16.2	19				18.1	18.5	14.2	18.2	11.9	8.8	12.9	7.8	9.2	5.6	210
215				12	13.1		14.6	17.2				16.5	18.4	14.2	17.8	11.9	8.8	12.6	7.7	8.9	5.4	215
220					9.5		13	15.4				14.9	17.9	14.2	16.7	11.8	8.8	12.3	7.6	8.7	5.2	220
225							11.7	13.7				13.4	16.9	14.2	15.3	11.7	8.8	11.9	7.6	8.4	5	225
230							10.5	12				12	15.2		13.9	11.7	8.8	11.6	7.5	8.2	4.8	230
235							9.1	10.4				10.9	13.6		12.5	11.6	8.8	11.3	7.5	8	4.6	235
240							7	8.2				9.9	12.2		11.4	11.5	8.8	11.1	7.4	7.8	4.4	240
245												8.8	10.9		10.3	11.4	8.8	10.7	7.4	7.5	4.2	245
250												7.8	9.8		9.4	11.3		10.1	7.3	7.3	4	250
255												6.5	8.6		8.4	10.9		9.2	7.3	7.1	3.9	255
260													7.2		7.4	10		8.3	7.3	6.9	3.7	260
265															6.3	9		7.3	7.2	6.7	3.6	265
270															5.2	7.9		6.3	7.2	6.5	3.4	270
275															4.1	6.7		5.2	7.2	6.2	3.2	275
280																5.4		4.2	7.1	5.3		280
285																			6.5	4.4		285
290																			5.5			290
295																			4.3			295

\* adapter · pièce d'adaptateur  
\*\* optional · en option

TAB 231433 / 231435 / 231437

# Lifting capacities Forces de levage



**TY3NZF**



ft	223 ft + 7 ft*																		ft	
	20 ft**			46 ft			69 ft			92 ft			115 ft			138 ft		161 ft		184 ft
	0°	20°	40°	0°	20°	40°	0°	20°	40°	0°	20°	40°	0°	20°	40°	0°	20°	0°		0°
45	113																			45
50	112	111		93																50
55	110	110	80	92			70.5													55
60	107	107	79.5	90			70													60
65	104	103	78	87.5	67		67			52.1										65
70	99.5	99.5	76.5	84.5	65.5		65			50.4			38.9							70
75	95.5	95.5	75	81	64	44.4	63	40.9		48.7			38.2			28.1				75
80	91	91.5	73.5	78.5	62.5	44.4	61	40.8		47.1			36.9			27.9				80
85	86.5	87	72.5	75.5	61	44.4	59.2	40.1		45.7			35.7			26.9		21.1	14.8	85
90	82	82.5	71.5	73	59.6	44.4	57.6	39.4		44.4	25.6		34.6			26.1		20.4	14.3	90
95	77.5	78.5	70	70.5	58.4	44.4	56.1	38.8	25.2	43.2	25.3		33.6			25.3		19.7	13.7	95
100	73.5	74.5	69	68	57.2	44.4	54.7	38.3	25.2	42	24.9		32.6			24.6		19	13.2	100
105	69	70.5	68	65.5	56	44.4	53.3	37.7	25.1	40.9	24.4		31.7			23.9		18.5	12.7	105
110	65.5	67	66.5	62.5	54.9	44.4	52	37.3	25.1	39.9	24		30.9	16.8		23.3		18	12.2	110
115	62	63.5	64	59.4	53.9	44.4	50.7	36.8	25.1	38.9	23.6	14.5	30.1	16.5		22.8	10.9	17.5	11.8	115
120	58.8	60	60.5	56.4	52.9	44.4	49.4	36.3	25.1	37.9	23.3	14.5	29.3	16.2		22.2	10.9	17	11.4	120
125	55.7	57	57.6	53.6	52	44.1	48.2	35.9	25	37	22.9	14.5	28.6	15.9		21.7	10.6	16.6	11	125
130	52.7	53.9	54.7	50.9	51.2	43.7	47.1	35.5	25	36.1	22.6	14.4	27.9	15.6		21.1	10.4	16.1	10.6	130
135	49.8	51	51.8	48.3	49.7	43.3	46	35	25	35.2	22.3	14.4	27.2	15.3	9	20.6	10.2	15.7	10.2	135
140	47.1	48.2	49.1	45.9	47.8	43	44.4	34.4	25	34.4	21.9	14.4	26.5	15.1	9	20.2	10	15.3	9.9	140
145	44.5	45.5	46.5	43.5	45.6	42.8	42.4	33.8	25	33.6	21.6	14.4	25.8	14.8	9	19.7	9.8	14.9	9.6	145
150	42	43.1	44	41.2	43.4	42.6	40.3	33.3	25	32.8	21.4	14.4	25.2	14.6	9	19.2	9.7	14.5	9.2	150
155	39	40.4	41.3	39	41.2	41.7	38.4	32.7	25	32.1	21.2	14.4	24.6	14.3	9	18.8	9.5	14	8.9	155
160	36	37.5	38.3	37	39.1	40.3	36.5	32.2	25	31.4	21	14.4	24.1	14.1	8.9	18.4	9.3	13.6	8.6	160
165	33.2	34.5	35.3	34.9	37	38.4	34.6	31.7	25	30.7	20.8	14.4	23.5	13.9	8.9	18	9.2	13.2	8.3	165
170	30.5	31.8	32.5	32.5	35.1	36.5	32.8	31.2	25	30.1	20.6	14.4	23	13.8	8.9	17.5	9	12.8	8	170
175	28	29.2	29.9	30.1	32.9	34.6	31	30.8	25	29.3	20.5	14.4	22.5	13.6	8.9	17.1	8.9	12.5	7.7	175
180	25.6	26.8	27.4	27.8	30.6	32.4	29.1	30.3	25	28.5	20.3	14.4	22	13.4	8.9	16.8	8.8	12.1	7.4	180
185	23.4	24.4		25.6	28.2	29.9	27	29.8	25	27.4	20.1	14.4	21.5	13.3	8.9	16.4	8.7	11.8	7.2	185
190	21.3	22.3		23.4	25.9	27.5	25.1	28.8	25	25.9	19.9	14.4	21	13.2	8.9	15.9	8.6	11.5	6.9	190
195	19.3	20.2		21.4	23.8	25.3	23.2	26.9	25	24.2	19.8	14.4	20.5	13	8.9	15.5	8.5	11.2	6.7	195
200	17.4	18.3		19.5	21.8	23.1	21.3	24.9	25	22.5	19.6	14.4	20	12.9	8.9	15	8.4	11	6.5	200
205	15.6	16.4		17.7	19.8	21	19.5	22.9	24.6	20.8	19.5	14.4	19.5	12.7	8.9	14.6	8.3	10.7	6.2	205
210	13.9	14.6		16	18		17.7	21	23.1	19.2	19.4	14.4	19	12.6	8.9	14.2	8.2	10.4	6	210
215	12.3	12.9		14.4	16.2		16.1	19.2	21.1	17.6	19.2	14.4	18.2	12.5	8.9	13.8	8.1	10.1	5.8	215
220	10.8	10.7		12.8	14.5		14.6	17.5	19.2	16	19	14.4	17	12.4	8.9	13.5	8	9.8	5.6	220
225	8.9			11.5	13		13.1	15.8	17.4	14.5	18.3	14.4	15.6	12.3	8.9	13.2	8	9.6	5.4	225
230				10.3	11.5		11.7	14.2		13.1	16.8	14.4	14.2	12.2	8.9	12.9	7.9	9.3	5.2	230
235				9.3	10.3		10.7	12.6		11.8	15.2	14.4	12.7	12.2	8.9	12.7	7.8	9	5	235
240				8	9.2		9.6	11.4		10.7	13.7	14.4	11.6	12.1	8.9	11.9	7.7	8.8	4.8	240
245				6.5	7.9		8.5	10.3		9.7	12.4	13.9	10.6	12.1	8.9	10.9	7.7	8.6	4.7	245
250							7.4	9.2		8.7	11.2	12.7	9.6	12	8.9	9.9	7.6	8.4	4.5	250
255							6.2	8.1		7.7	10.1	11.4	8.5	11.7	8.9	8.8	7.6	8.2	4.3	255
260							5	6.8		6.6	9.1		7.5	10.8	8.9	7.8	7.6	8	4.2	260
265								5.5		5.5	8		6.5	9.8	8.9	6.8	7.6	7.4	4.1	265
270										4.4	6.9		5.5	8.8	8.9	5.9	7.6	6.5	3.9	270
275										3.3	5.7		4.6	7.7	8.9	4.9	7.6	5.6	3.8	275
280											4.5		3.6	6.7		4.1	7.5	4.7	3.6	280
285														5.6			6.9	3.9	3.4	285
290														4.6			5.9			290
295														3.5			4.9			295
300																	4			300

\* adapter - pièce d'adaptateur  
\*\* optional - en option

TAB 231433 / 231435 / 231437

O

# Lifting capacities Forces de levage



**TY3NZF**



ft	258 ft + 7 ft*																ft		
	20 ft**			46 ft			69 ft			92 ft			115 ft			138 ft			
	0°	20°	40°	0°	20°	40°	0°	20°	40°	0°	20°	40°	0°	20°	40°	0°		20°	
50	82																	50	
55	80.5	77		63														55	
60	77.5	76.5		62.5														60	
65	75	74.5	72	60			48.7											65	
70	73	72	70	58.2			47.2			37.8								70	
75	71	70	68.5	56.4	50.3		45.6			37								75	
80	69.5	68.5	66.5	54.7	50		44			35.6								80	
85	67.5	66.5	65	53.2	48.6		42.7			34.3			27.6					85	
90	65	64.5	63.5	51.9	47.3	41.4	41.5	34.9		33.2			26.7				21.5	90	
95	63	62.5	62	50.6	46.1	40.8	40.3	34.4		32.2			25.8				21	95	
100	61	61	60.5	49.3	44.9	40	39.2	33.6		31.2			25				20.3	100	
105	59.4	58.9	58.8	48.1	43.8	39.2	38.2	32.9		30.3			24.3				19.6	105	
110	57.6	56.9	57	47	42.8	38.5	37.3	32.2		29.5	23.9		23.5				19	110	
115	55.8	55	55.1	45.9	41.8	37.8	36.3	31.5	25.8	28.7	23.5		22.9				18.4	115	
120	53.8	53	53.2	44.9	40.9	37.2	35.5	30.9	25.7	27.9	23		22.3	15.7			17.8	120	
125	51.9	51.2	51.4	43.8	40	36.5	34.6	30.3	25.7	27.2	22.5		21.7	15.7			17.3	125	
130	49.7	49.5	49.7	42.6	39.1	35.9	33.8	29.7	25.3	26.5	22	14.8	21.1	15.4			16.9	130	
135	47.3	47.7	48.1	41.3	38.2	35.3	33	29	24.9	25.8	21.5	14.8	20.5	15.2			16.4	10.8	135
140	45	45.8	46.3	39.9	37.4	34.7	32.2	28.4	24.5	25.1	21.1	14.8	19.9	15			15.9	10.7	140
145	42.7	43.7	44.3	38.6	36.5	34.2	31.4	27.8	24.1	24.5	20.6	14.8	19.4	14.8			15.4	10.5	145
150	40.5	41.5	42.1	37.3	35.7	33.5	30.6	27.2	23.7	23.8	20.2	14.8	18.9	14.6	8.8		15	10.4	150
155	38.5	39.4	40.1	36.1	34.9	32.8	29.9	26.6	23.3	23.2	19.7	14.8	18.4	14.4	8.8	8.8	14.6	10.2	155
160	36.5	37.4	38.1	34.8	34.1	32.2	29.2	26.1	23	22.6	19.2	14.8	17.9	14.2	8.8	8.8	14.2	10.1	160
165	34.5	35.4	36.1	33.3	33.3	31.6	28.5	25.5	22.6	22.1	18.8	14.8	17.4	14	8.8	8.8	13.8	9.9	165
170	32.7	33.5	34.2	31.7	32.6	31.1	27.8	25	22.3	21.5	18.4	14.8	16.9	13.8	8.8	8.8	13.4	9.8	170
175	30.7	31.7	32.4	30.1	31.4	30.5	27.2	24.4	22	21	18	14.8	16.4	13.4	8.8	8.8	13	9.7	175
180	28.6	29.7	30.4	28.5	30.1	29.9	26.6	23.9	21.7	20.5	17.6	14.8	16	13.1	8.8	8.8	12.7	9.6	180
185	26.4	27.6	28.3	26.9	28.7	29.2	25.9	23.3	21.4	20	17.2	14.8	15.6	12.8	8.8	8.8	12.3	9.4	185
190	24.3	25.4	26	25.3	27.2	28.3	25.2	22.8	21.2	19.5	16.9	14.7	15.2	12.5	8.8	8.8	11.9	9.3	190
195	22.3	23.4	23.9	23.5	25.7	26.8	23.9	22.3	20.9	19	16.6	14.5	14.7	12.3	8.8	8.8	11.6	9.2	195
200	20.4	21.4	21.9	21.8	24.1	25.4	22.4	21.8	20.6	18.6	16.2	14.3	14.4	12	8.8	8.8	11.3	9.1	200
205	18.6	19.5	20	20	22.4	23.8	20.9	21.4	20.3	18.1	15.9	14.1	14	11.8	8.8	8.8	11	9	205
210	16.9	17.7		18.3	20.5	21.9	19.3	20.9	20	17.7	15.6	13.9	13.6	11.5	8.8	8.8	10.7	8.9	210
215	15.3	16.1		16.7	18.8	20	17.9	20.4	19.7	17.3	15.2	13.7	13.3	11.3	8.8	8.8	10.3	8.8	215
220	13.7	14.5		15.1	17.1	18.2	16.4	19.4	19.4	16.4	14.9	13.6	12.9	11.1	8.8	8.8	10.1	8.6	220
225	12.3	13		13.6	15.5	16.6	14.9	17.9	18.9	15.2	14.5	13.4	12.6	10.8	8.8	8.8	9.8	8.4	225
230	11.1	11.6		12.1	13.9	14.9	13.5	16.3	18.2	13.9	14.2	13.3	12.3	10.6	8.8	8.8	9.5	8.2	230
235	10	10.5		11.1	12.5	13.3	12.2	14.9	16.6	12.6	13.9	13.1	12	10.4	8.8	8.8	9.2	8	235
240	8.9	9.4		10	11.3		11.1	13.3	15	11.5	13.6	13	11.5	10.2	8.8	8.8	9	7.8	240
245	7.8	8.2		9	10.2		10	12	13.4	10.4	13.1	12.8	10.8	10	8.8	8.8	8.7	7.6	245
250	6.4	6.9		8	9.2		9	11	12	9.3	12.2	12.6	9.7	9.8	8.8	8.8	8.4	7.4	250
255	4.9	5.3		6.8	8.2		7.9	9.9	10.9	8.2	11.2	12.3	8.7	9.6	8.7	8.7	8.2	7.1	255
260				5.7	7		6.9	8.9		7.2	10.2	11.6	7.7	9.4	8.7	8.7	7.9	6.9	260
265				4.5	5.7		5.9	7.8		6.2	9.1	10.7	6.7	9.2	8.6	8.6	7.2	6.7	265
270					4.5		4.8	6.7		5.2	8	9.6	5.8	8.9	8.4	8.4	6.3	6.5	270
275					3.4		3.8	5.7		4.3	6.9	8.5	4.9	8.3	8.3	8.3	5.4	6.3	275
280								4.6		3.4	5.9	7.4	4	7.3	8.2	8.2	4.6	6.1	280
285											4.9			6.3	7.9	7.9	3.7	6	285
290											4			5.4	7.4			5.8	290
295											3			4.4	6.3			5.6	295
300														3.5	5.2			4.9	300
305																		4	305

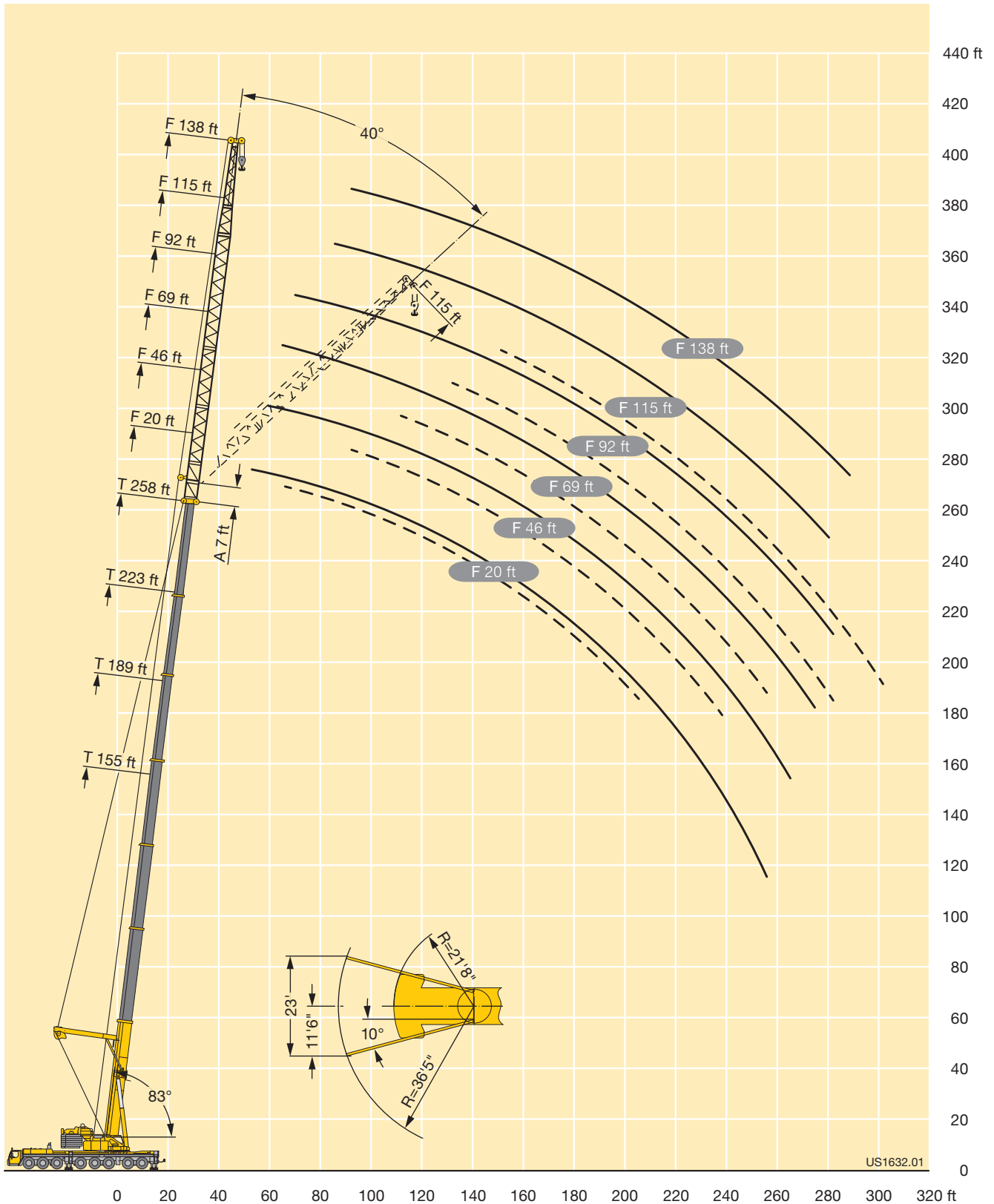
\* adapter - pièce d'adaptateur  
\*\* optional - en option

TAB 231433 / 231435 / 231437

**Lifting heights**  
**Hauteurs de levage**



**TY3NZF**



US1632.01



# Lifting capacities Forces de levage



**TY3ENZF**



ft	155 ft + 7 ft*																		ft		
	20 ft**			46 ft			69 ft			92 ft			115 ft			138 ft		161 ft		184 ft	
	0°	20°	40°	0°	20°	40°	0°	20°	40°	0°	20°	40°	0°	20°	40°	0°	20°	0°		0°	
28	226																			28	
30	225																			30	
32	222																			32	
34	219																			34	
36	216																			36	
38	214	159		178				129												38	
40	211	158		177				128												40	
45	205	150	103	168				122			92									45	
50	189	143	101	160	99.5			116			88		69				57.3			50	
55	173	136	98.5	153	98.5			110			83.5		67.5				56	43.1		55	
60	159	130	96	146	97			105			80		64				53.3	42.8		60	
65	147	125	94	140	94	62	100	60			76		61.5				51	40.8	32.8	65	
70	137	120	92	132	91.5	62	96	59.7			73		58.6				48.8	39.1	31.6	70	
75	127	116	90.5	123	89	61	92	59.3			70	39.5	56.2				46.7	37.5	30.3	75	
80	118	111	89	115	86.5	60	88.5	58.7	36.4		67	39.4	54				44.7	35.9	29	80	
85	109	108	87	108	84	59.2	85.5	57.9	36.7		64	38.9	51.8	30.2			43	34.3	27.8	85	
90	100	102	86	101	82	58.3	82.5	57.1	37.1		62	38.4	49.6	30.2			41.3	33.1	26.6	90	
95	92	95	84.5	94.5	80	57.6	79.5	56.1	37.3		59.9	38	47.8	30.2			39.6	25.6	31.9	25.5	95
100	84	87	83.5	87.5	78.5	56.9	76.5	54.9	37.2		57.7	37.7	21.8	46.2	30.2		38.1	25.4	30.6	24.5	100
105	77	79.5	81.5	81	76.5	56.2	73.5	53.6	36.8		55.6	37.3	22	44.6	30.2		36.8	24.9	29.4	23.6	105
110	70.5	73	75	75.5	75	55.6	71.5	52.3	36.4		53.5	37	22.2	43.1	30.2		35.6	24.4	28.3	22.6	110
115	64.5	67	68.5	69.5	73	55	69	51	35.9		51.7	36.6	22.4	41.5	30.2		34.4	23.9	27.3	21.7	115
120	59.1	61.5	62.5	64	69.5	54.5	66	49.8	35.4		50.1	36.3	22.6	40	30.2	17	33.1	23.4	26.4	20.8	120
125	54	56		59	64	54	62	48.8	34.9		48.5	36	22.8	38.6	30.1	17	31.9	23	25.5	20.1	125
130	49.4	51.3		54.4	59.1	53.7	58	47.7	34.4		46.9	35.6	22.9	37.5	29.5	17.1	30.7	22.6	24.6	19.4	130
135	45.1	46.8		50.2	54.5	53.4	53.9	46.7	34		45.3	35.2	22.8	36.4	28.8	17.1	29.7	22.3	23.7	18.7	135
140	41.1	42.7		46.2	50.2	51.9	49.9	45.7	33.6		43.8	34.5	22.6	35.2	28.1	17	28.9	21.8	22.8	18	140
145	37.4	38.8		42.4	46.2	48.7	46.2	44.8	33.2		42.6	33.8	22.4	34.1	27.4	16.9	28	21.3	22	17.3	145
150	34	35.2		39	42.5	44.7	42.7	44	32.9		41.4	33.1	22.3	32.9	26.7	16.7	27.2	20.7	21.3	16.6	150
155	30.8	31.9		35.8	39		39.5	43.2	32.7		40.2	32.3	22	31.9	26.1	16.4	26.3	20	20.7	16	155
160	27.4			32.7	35.7		36.4	41.2	32.5		38.5	31.6	21.7	31	25.5	16.1	25.5	19.4	20	15.4	160
165	23.2			29.9	32.6		33.6	38.1	32.3		36.3	31	21.5	30	24.9	15.8	24.6	18.8	19.3	14.9	165
170	16.3			27.2	29.7		30.9	35.1	32.1		33.6	30.4	21.2	29.1	24.3	15.5	23.8	18.3	18.7	14.3	170
175				24.7	26.9		28.4	32.3	32		31.1	29.8	21	28.2	23.6	15.3	23.1	17.8	18	13.8	175
180				22.4	24.3		26	29.6			28.7	29.2	20.9	27.2	23.1	15.1	22.3	17.4	17.4	13.3	180
185				19.7			23.7	27.1			26.4	28.7	20.7	26.3	22.6	14.8	21.5	16.9	16.8	12.7	185
190				15.8			21.6	24.7			24.2	28.2	20.5	25.5	22.2	14.6	20.8	16.4	16.2	12.2	190
195							19.6	22.4			22.2	26.4	20.5	24.4	21.7	14.4	20	16	15.6	11.7	195
200							17.7	20.1			20.3	24.4		22.8	21.3	14.3	19.3	15.6	15	11.3	200
205							15.4	18			18.5	22.3		20.9	20.8	14.1	18.6	15.2	14.4	10.9	205
210								12.2			16.7	20.2		19.2	20.4	14	18.1	14.9	13.8	10.5	210
215								8.8			15.1	18.3		17.5	20.1	13.9	17.5	14.5	13.2	10.1	215
220											13.4	16.4		15.9	19.5	13.9	16.9	14.2	12.7	9.7	220
225											11.7	14.6		14.4	18.4		15.9	13.8	12.3	9.3	225
230											9.6			13	16.7		14.4	13.5	11.9	8.9	230
235											6.9			11.7	15		12.9	13.3	11.5	8.5	235
240														10.6	13.3		11.8	13.1	11.2	8.2	240
245														9.3	11.8		10.8	12.8	10.8	7.9	245
250														7.5	10.6		9.8	12.5	10.4	7.6	250
255														5.3	9.4		8.8	11.7	9.6	7.3	255
260																	7.9	10.6	8.8	7	260
265																	6.6	9.5	7.9	6.8	265
270																		8.4	7	6.5	270
275																		7.2	5.9	6.2	275
280																			4.9	5.8	280
285																				5.1	285
290																				4.1	290
295																				3.1	295

\* adapter · pièce d'adaptateur

\*\* optional · en option


TAB 232110 / 232119 / 232128

P

# Lifting capacities Forces de levage



**TY3ENZF**



ft	189 ft + 7 ft*																		ft			
	20 ft**			46 ft			69 ft			92 ft			115 ft			138 ft		161 ft		184 ft		
	0°	20°	40°	0°	20°	40°	0°	20°	40°	0°	20°	40°	0°	20°	40°	0°	20°	0°		0°		
38	199																			38		
40	198																			40		
45	189	149		163																45		
50	175	145	101	158				112			86									50		
55	161	140	100	150	98			110			84			63				52.1		55		
60	148	135	98	141	97.5			106			80.5			62.5				51.8		60		
65	137	131	96	131	95			102			77.5			60				49.7	39.2	65		
70	128	126	94.5	122	92.5			98	60		74.5			57.9				47.7	38	30.2	70	
75	119	120	92.5	114	90	61	94.5	60			71.5			55.7				45.9	36.5	30.2	75	
80	111	113	91	107	88	60.5	91	60			69			53.7				44.3	35.1	30	80	
85	104	106	89.5	100	86	59.7	88	60			66.5	40.3		51.6				42.7	33.9	29.2	85	
90	97.5	99	88.5	94	84	58.9	85	60			64.5	40.1		50				41.1	32.7	28.2	90	
95	91.5	93	87	88.5	82	58.2	82.5	59.3	36		62.5	40		48.3	30.2			39.7	31.5	27.2	95	
100	85	87	85.5	83	80.5	57.5	79.5	58.1	36.5		60	39.9		46.7	30.2			38.4	30.3	26.2	100	
105	79	81.5	83	78.5	79	56.8	76.5	56.7	37		58.4	39.7	21.8	45.1	30.2			37.1	29.4	25.2	105	
110	73	76	77.5	73.5	76.5	56.3	72.5	55.4	36.8		56.8	39.4	22.1	43.7	30.2			35.9	24.5	24.3	110	
115	67.5	70	72	69	73	55.8	68.5	54.3	36.4		55.1	39	22.5	42.4	30.2			34.7	24.3	27.5	23.5	115
120	62.5	65	66.5	64	69	55.2	64.5	53.2	36		53.5	38.6	22.8	41.2	30.2			33.6	24.1	26.5	22.7	120
125	57.7	60	61.5	59.5	64.5	54.7	60.5	52	35.5		51.8	38.2	23.2	40	30.2	16.1		32.7	23.8	25.6	21.9	125
130	53.2	55.2	56.6	55.4	60	54.3	56.4	51	35.1		50.2	37.5	23.2	38.8	30.2	16.3		31.7	23.5	24.9	21.1	130
135	48.9	50.8	52	51.5	56.1	53.9	52.7	49.9	34.7		48.9	36.7	23.2	37.6	29.7	16.5		30.8	23.1	24.2	20.4	135
140	44.9	46.7	47.8	47.9	52.3	53.2	49.2	49	34.3		47.7	36	23.2	36.5	29.2	16.7		29.9	22.6	23.4	19.7	140
145	41.2	42.9	43.8	44.5	48.6	51.5	45.9	48.1	33.8		46.3	35.2	23.1	35.5	28.6	16.9		28.9	22	22.7	19.1	145
150	37.7	39.3	40.2	41	44.9	47.6	42.8	47.3	33.5		43.6	34.5	22.8	34.6	28	16.7		28	21.5	22	18.5	150
155	34.5	36		37.8	41.5	43.9	39.9	45.1	33.2		40.9	33.8	22.5	33.8	27.3	16.6		27.3	20.9	21.3	18	155
160	31.5	32.9		34.8	38.2	40.5	37.2	42.4	32.9		38.2	33.2	22.2	32.9	26.7	16.4		26.6	20.4	20.6	17.4	160
165	28.6	29.9		32	35.2	37.2	34.5	39.4	32.7		35.7	32.6	21.9	32	26.1	16.2		25.9	19.9	20	16.8	165
170	25.4	27.1		29.3	32.3	34.2	31.8	36.5	32.4		33.3	31.9	21.6	31.2	25.5	16		25.2	19.4	19.4	16.2	170
175	22.5	24.3		26.8	29.6	31.3	29.3	33.8	32.2		31	31.3	21.4	30.3	25	15.7		24.5	18.9	18.9	15.6	175
180	19.8	21.3		24.4	27.1		26.9	31.1	32.1		28.9	30.7	21.2	29.3	24.5	15.5		23.9	18.4	18.4	15.1	180
185	17.2	18.4		22.2	24.6		24.7	28.7	31.4		26.7	30.1	21	28.1	24	15.2		23.2	17.9	17.9	14.7	185
190	14.5	15.7		20.1	22.3		22.6	26.3	28.8		24.6	29.5	20.8	26.2	23.5	15		22.5	17.5	17.4	14.3	190
195	11.9			18.1	20.2		20.6	24.1	26.3		22.6	27.5	20.7	24.4	23	14.8		21.8	17.1	16.9	13.8	195
200				16.2	18.1		18.7	22			20.7	25.4	20.5	22.6	22.6	14.7		21.2	16.7	16.3	13.4	200
205				14.4	16.1		16.8	19.9			18.8	23.3	20.4	20.9	22.2	14.5		20.5	16.3	15.8	13	205
210				12.5	14.2		15.1	18			17.1	21.3	20.3	19.1	21.8	14.3		19.8	15.9	15.3	12.5	210
215				10.7	12.4		13.5	16.2			15.5	19.4	20.2	17.5	21.4	14.2		18.4	15.5	14.9	12.1	215
220				8.3			12	14.4			13.9	17.7	19.5	15.9	20.5	14.1		16.9	15.2	14.4	11.7	220
225							10.8	12.7			12.5	15.9		14.4	19.1	14		15.4	14.9	13.9	11.4	225
230							9.6	11.2			11.2	14.2		12.9	17.4	13.9		13.9	14.6	13.5	11	230
235							7.7	10			10.1	12.6		11.7	15.8	13.8		12.5	14.3	13	10.6	235
240							5.7				9	11.3		10.6	14.3	13.7		11.4	14	12.3	10.3	240
245											7.9	10.1		9.6	12.8			10.4	13.7	11.4	9.9	245
250											6.6	9		8.6	11.5			9.4	13.3	10.4	9.6	250
255											5.2	7.8		7.6	10.4			8.4	12.1	9.3	9.2	255
260												6.3		6.4	9.3			7.4	11	8.3	8.4	260
265														5.3	8.2			6.4	10	7.3	7.5	265
270															7.1			5.4	9	6.3	6.5	270
275															5.8			4.3	8	5.4	5.6	275
280															4.5				6.9	4.5	4.7	280
285																			5.8		3.8	285
290																			4.6			290
295																			3.4			295

\* adapter · pièce d'adaptateur  
\*\* optional · en option

TAB 232110 / 232119 / 232128



# Lifting capacities Forces de levage



**TY3ENZF**



ft	223 ft + 7 ft*																		ft		
	20 ft**			46 ft			69 ft			92 ft			115 ft			138 ft		161 ft		184 ft	
	0°	20°	40°	0°	20°	40°	0°	20°	40°	0°	20°	40°	0°	20°	40°	0°	20°	0°		0°	
50	145																			50	
55	141	133		118																55	
60	134	132		117																60	
65	127	126	95.5	112				93.5			71									65	
70	119	120	94	107				91			69			54.8						70	
75	111	113	92.5	102	88.5			88			67			53.8			41.6			75	
80	104	106	91	97.5	88			84.5			65			52.1			41.2			80	
85	97.5	99	90	93	86	59.1	81	60			63			50.5			39.9		31.3	85	
90	91.5	93	88.5	88	84.5	58.4	77.5	59.4			61			49.1			38.7		30.3	25.5	90
95	86.5	87.5	87	83	82	57.8	74.5	58.4			59.4			47.6			37.6		29.4	25	95
100	81.5	82.5	84	78	79.5	57.2	71.5	57.2	35.6	57.8	39.5			46.2			36.5		28.5	24.2	100
105	76.5	78	79.5	73.5	76.5	56.6	69	56	36.6	56.3	39.8			44.9			35.3		27.6	23.4	105
110	70	73.5	75	69.5	72.5	56.1	66	54.9	36.6	54.8	39.4			43.7	30.2		34.3		26.8	22.7	110
115	65	69	70.5	66	68.5	55.6	63.5	53.8	36.3	53.3	39			42.5	30.2		33.4		26	22	115
120	60	64	66.5	62	65	55.1	60.5	52.8	35.9	51.8	38.6	21.9	41.4	30.2			32.5	23.6	25.2	21.3	120
125	55.9	59.3	62	58.8	61.5	54.7	57.4	51.8	35.5	50.3	38	22.4	40.2	30.2			31.6	23.6	24.5	20.6	125
130	51.7	54.7	57.5	55	58.4	54.3	54.5	50.8	35.1	48.9	37.3	22.7	39.2	30.1			30.7	23.3	23.8	20	130
135	47.5	50.1	53	51.4	55.4	53.9	51.5	50	34.7	47.3	36.6	23.1	38.3	29.6			29.9	22.9	23.2	19.4	135
140	43.5	46.1	48.7	47.9	52.2	53.2	48.4	49.2	34.4	45.8	35.8	23.2	37.4	29.1	15.9		29.1	22.4	22.5	18.9	140
145	40	42.7	44.8	44.7	48.8	51.9	45.3	48.3	34.1	44.3	35.1	23.1	36.6	28.5	16.2		28.4	21.9	21.8	18.3	145
150	36.9	39.3	41.2	41.7	45.6	48.7	42.4	47.2	33.8	42.5	34.6	22.8	35.7	27.9	16.4		27.8	21.4	21.3	17.7	150
155	33.9	35.9	37.7	38.8	42.6	45.5	39.6	44.9	33.5	40	34	22.5	34.8	27.3	16.5		27.1	20.9	20.7	17.1	155
160	30.8	32.6	34.3	36.1	39.7	42.4	37	42.3	33.2	37.5	33.4	22.2	33.9	26.8	16.4		26.4	20.5	20.2	16.6	160
165	27.8	29.4	31.1	33.6	36.9	39.5	34.5	39.6	32.9	35.1	32.8	22	33	26.3	16.3		25.7	20	19.7	16.2	165
170	24.8	26.8	28.2	31.1	34.4	36.8	32.2	37	32.7	32.8	32.3	21.8	32	25.9	16		25	19.6	19.2	15.8	170
175	22.3	24.2		28.6	31.9	34	30	34.6	32.5	30.7	31.7	21.6	30.7	25.4	15.8		24.3	19.2	18.7	15.4	175
180	20	21.6		26.1	29.5	31.4	27.9	32.3	32.3	28.7	31.1	21.3	29	25	15.6		23.5	18.8	18.1	14.9	180
185	17.8	19.1		23.5	27.1	28.8	25.8	30.1	31.9	26.7	30.5	21.1	27.1	24.5	15.4		22.7	18.4	17.6	14.5	185
190	15.5	16.5		20.9	24.8	26.4	23.9	27.9	30.9	24.8	29.9	20.9	25.3	24.1	15.2		21.9	18	17.2	14.1	190
195	13.2	14.3		18.9	22.6	24.1	21.6	25.9	28.6	23	28.1	20.8	23.6	23.7	15		21.2	17.6	16.8	13.6	195
200	11	12.1		17	20.5		19.4	23.8	26.3	21.3	26.3	20.6	21.9	23.3	14.8		20.4	17.2	16.4	13.2	200
205	8.9	10		15	18.4		17.2	21.8	24.2	19.7	24.4	20.5	20.3	22.9	14.7		19.6	16.8	16	12.8	205
210	7	7.9		13	16.3		15.2	19.9	22.1	18.1	22.7	20.4	18.8	22.5	14.5		18.8	16.4	15.6	12.5	210
215	5.1	5.8		11.1	14.2		13.5	18.1	20.1	16.5	20.9	20	17.3	22.1	14.4		17.4	16.1	15.2	12.2	215
220				9.1	12.2		11.7	16.4	18.2	14.8	19.1	19.3	15.9	21.1	14.2		16.1	15.8	14.8	11.8	220
225				7.3	10.1		10	14.7		13.2	17.4	18.5	14.6	19.6	14.1		14.8	15.5	14.5	11.5	225
230				5.9	8.1		8.3	13.1		11.6	15.8	17.6	13.2	18.1	14		13.5	15.2	14	11.2	230
235				4.6	6.4		6.6	11.2		10.1	14.3	16.5	11.9	16.5	13.8		12.3	14.9	12.8	10.9	235
240					4.8		4.9	9.3		8.5	12.8	15	10.8	15	13.7		11.1	14.6	11.7	10.5	240
245								7.4		7	11.5		9.7	13.5	13.6		10	14.2	10.6	10.1	245
250								5.6		5.5	10.3		8.5	12.1	13.5		8.9	13.6	9.5	9.3	250
255								4.4		4	8.7		7.3	11.1	13.3		7.9	12.4	8.5	8.3	255
260											7		5.9	10.1	12.2		6.8	11.4	7.5	7.4	260
265											5.3		4.6	9	10.9		5.8	10.3	6.5	6.4	265
270														7.9			4.9	9.2	5.6	5.5	270
275														6.7			4	8.1	4.7	4.6	275
280														5.4				7.1	3.8	3.8	280
285																		6			285
290																		5			290
295																		4			295

\* adapter · pièce d'adaptateur  
\*\* optional · en option

TAB 232110 / 232119 / 232128



# Lifting capacities Forces de levage



**TY3ENZF**



ft	258 ft + 7 ft*																		ft	
	20 ft**			46 ft			69 ft			92 ft			115 ft			138 ft				
	0°	20°	40°	0°	20°	40°	0°	20°	40°	0°	20°	40°	0°	20°	40°	0°	20°			
65	85																		65	
70	82	76.5	73.5	67															70	
75	78.5	75	72	66				53.2											75	
80	75	72.5	70	63.5				52.8											80	
85	72	70	67.5	61.5	55.3			51			41.3								85	
90	68	67.5	65.5	59.3	53.7			49.4			40			33.5				30.2	90	
95	64.5	64.5	63.5	57.3	52.2	46.6	47.8	41			38.7			32.8				30	95	
100	61	62	61.5	55.5	50.7	46.5	46.3	40.8			37.5			31.7				29.5	100	
105	57.1	59.4	59.2	53.8	49.2	46.1	44.8	40			36.2			30.7				28.6	105	
110	54.2	56.4	56.7	52.1	47.8	45.2	43.4	39	28.4		35.1	25.5		29.7				27.7	110	
115	51.3	53.5	54.1	50.3	46.5	44.3	42.1	38	28.4	34	25.3			28.8				26.9	115	
120	48.5	50.4	51.5	48.5	45.3	43.4	40.8	37	28.4	32.9	25			27.8	19.6			26.1	120	
125	45.7	47.4	48.8	46.7	44	42.4	39.5	35.9	28.4	32	24.7			26.9	19.6			25.2	125	
130	42.8	44.4	46	44.8	42.8	41.3	38.4	35	28.5	31	24.5	16.4		26.1	19.3			24.4	130	
135	40.3	41.8	43.2	42.9	41.7	40.3	37.3	34.1	28.5	30	24.2	16.4	25.4	19				23.7	16.2	135
140	38	39.5	40.6	41	40.7	39.3	36.2	33.2	28.5	29.1	23.9	16.4	24.6	18.7				23	16.1	140
145	36	37.3	38.2	39.1	39.6	38.4	35.2	32.3	28.6	28.3	23.7	16.4	23.8	18.5				22.4	15.8	145
150	34	35	36	37.3	38.6	37.5	34.1	31.5	28.6	27.5	23.4	16.5	23	18.3	11.5			21.7	15.5	150
155	31.9	32.8	33.8	35.4	37.6	36.6	33.1	30.8	28.6	26.7	23.2	16.5	22.3	18	11.5			21	15.3	155
160	29.9	30.6	31.7	33.6	36.4	35.8	32	30	28.4	25.9	22.9	16.5	21.7	17.8	11.5			20.3	15.1	160
165	27.8	28.5	29.5	31.7	35	34.8	30.8	29.3	27.9	25.1	22.7	16.6	21.1	17.6	11.5			19.8	14.8	165
170	25.7	26.3	27.4	29.9	33.2	33.6	29.2	28.6	27.3	24.3	22.1	16.6	20.5	17.4	11.5			19.3	14.6	170
175	23.5	24.2	25.2	28	31.4	32.1	27.7	27.9	26.7	23.5	21.6	16.7	19.8	17.2	11.5			18.7	14.4	175
180	21.4	22.1	23.1	26.1	29.6	30.5	26.2	27	26.1	22.5	21.1	16.7	19.2	17	11.6			18.2	14.3	180
185	19.2	20	21	24.2	27.8	29	24.6	26	25.5	21.2	20.5	16.7	18.6	16.7	11.6			17.6	14.1	185
190	17	17.9	18.8	22.2	26	27.4	23.1	24.9	24.9	19.9	20	16.7	17.9	16.4	11.6			17.1	13.9	190
195	14.9	15.9	16.6	20.1	24	25.8	21.5	23.9	24.1	18.7	19.5	16.7	17.1	16.1	11.7			16.5	13.7	195
200	12.9	14		18.1	21.9	23.8	19.9	22.8	23.3	17.4	18.8	16.6	16.2	15.7	11.7			16	13.5	200
205	11.2	12		16.1	19.7	21.6	18.1	21.7	22.5	16.2	18.1	16.6	15.4	15.4	11.7			15.5	13.3	205
210	9.5	10.1		14	17.6	19.3	16.4	20.6	21.7	14.9	17.2	16.6	14.5	15.1	11.8			15.1	13.1	210
215	7.8	8.1		12	15.5	17.1	14.7	19.1	20.9	13.6	16.4	16.1	13.7	14.8	11.8			14.7	12.9	215
220	6.1	6.4		10.3	13.3	14.9	12.9	17.4	19.6	12.3	15.6	15.7	12.8	14.3	11.9			14.3	12.7	220
225		5		8.8	11.3		11.2	15.6	17.9	10.9	14.7	15.2	12	13.9	11.9			13.8	12.5	225
230				7.3	9.6		9.4	13.7	16	9.6	13.9	14.8	11.1	13.4	11.9			13.4	12.3	230
235				5.9	7.9		7.8	12	14.1	8.3	12.8	14.3	9.8	12.9	11.8			12.4	12.1	235
240				4.4	6.3		6.7	10.2	12.2	6.9	11.5	13.6	8.5	12.4	11.6			11.3	11.8	240
245							5.7	8.5		5.6	10	12.5	7.3	11.9	11.3			10.2	11.5	245
250							4.8	7.1			8.6	11	6	11.3	11.1			9.2	11.2	250
255							3.9	6			7.3	9.6	4.7	10.5	10.8			8.2	10.8	255
260								4.9			5.9	8.1		9.3	10.6			7.2	10.5	260
265											4.5	6.6		8.1	9.8			6.3	10.2	265
270														6.8	8.7			5.2	9.8	270
275														5.6	7.5			3.9	8.8	275
280														4.4	6.3				7.8	280
285															5.2				6.7	285
290																			5.7	290
295																			4.5	295
300																			3.3	300

\* adapter · pièce d'adaptateur  
\*\* optional · en option

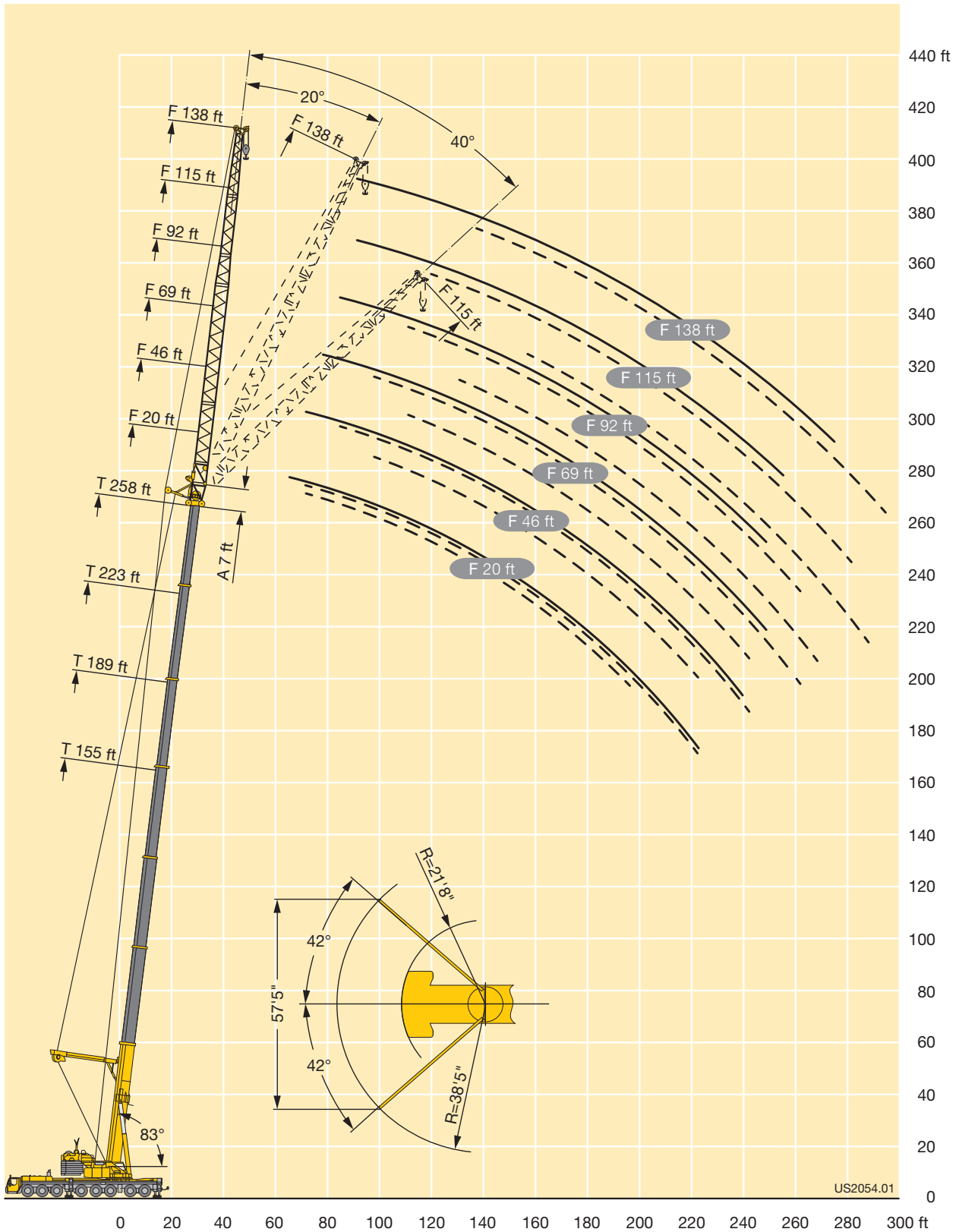
TAB 232110 / 232119 / 232128



# Lifting heights Hauteurs de levage



**TY3ENZF**



# Equipment Equipment

## Crane carrier

<b>Frame</b>	Liebherr designed and manufactured, box-type, torsion resistant design of high-tensile fine grained structural steel.
<b>Outriggers</b>	Four hydraulically extendable sliding beams with hydraulic jacks and supporting pads. The front outrigger casing is mounted between axles 3 and 4 and the rear casing is located at the rear of the carrier. Supporting basis: 32'10" longitudinally x 31'6" transversally.
<b>Engine</b>	8-cylinder Diesel, make Liebherr, type D9508 A7, watercooled, output 500 kW (680 h.p.) at 1900 rpm. Exhaust emissions acc. to 97/68/EG stage 3 and EPA/CARB. Max. torque 2213 lbs-ft at 1100 – 1500 rpm. Fuel reservoir: 158 gallons.
<b>Transmission</b>	Automatic transmission with torque converter and interarder fitted directly to the gear unit, manufactured by ZF, type TC -TRONIC with 12 forward and 2 reverse gears, transfer case with locking central differential.
<b>Axles</b>	Heavy-duty vehicle axles. All axles suspended. Axles 1 to 4 and 7 and 8 steered. Axles 1, 2, 4 and 5 are planetary axles.
<b>Suspension</b>	All axles with hydropneumatic suspension and automatic levelling system. Load equalization between the axle pairs. The suspension can be locked hydraulically.
<b>Tyre equipment</b>	16 tyres, all axles equipped with single tyres. Size of tyres: 385/95 R 25 (14.00 R 25).
<b>Steering</b>	ZF semi-integral power steering, dual circuit system with hydraulic servo-system and additional backing pump driven by an axle.
<b>Brakes</b>	Service brake: All-wheel servo-air brake, dual circuit system. Additional brakes: Retarder, TELMA-type eddy current brake. Hand brake: Spring-loaded, acting on all wheels of axles 4 to 8.
<b>Driving cab</b>	Spacious and comfortable sheet steel cab mounted on rubber shock absorbers, safety glass windows.
<b>Electrical system</b>	Modern data bus technique, 24 Volt DC, 2 batteries of 170 Ah each.

## Crane superstructure

<b>Frame</b>	Liebherr-made torsion resistant, welded construction of high-tensile structural steel, linked to carrier by a three-row roller slewing rim for 360° continuous rotation.
<b>Crane engine</b>	6-cylinder Diesel engine, make Liebherr, type D936L A6, watercooled, output 240 kW (326 h.p.) at 1800 rpm, max. torque 1121 lbs-ft at 1300 – 1500 rpm.
<b>Crane drive</b>	Diesel-hydraulic, with 4 axial piston variable displacement pumps, with servo-control and capacity control operating in closed circuit for hoisting, slewing and luffing of lattice jib, 3 axial piston pumps, operating in open circuit for luffing and telescoping.

<b>Crane control</b>	Two self-centering control levers (joy-sticks). Pedal switches for telescoping. Infinitely variable crane motions through displacement control of the hydraulic pumps. Additional working speed control by variation of the Diesel engine speed.
<b>Hoist gear</b>	Axial piston variable displacement motor, Liebherr hoist drum with integrated planetary gear and spring-loaded static brake.
<b>Luffing gear</b>	2 differential hydraulic rams with nonreturn valve.
<b>Slewing gear</b>	2 slewing gears, consisting of hydraulic motor, planetary gear, slewing pinion and spring-loaded static brake each.
<b>Crane cab</b>	Large screen area, compound glass, comfort furnishing, cabin tilttable 20° to rear.
<b>Safety devices</b>	LICCON safe load indicator, test system, hoist limit switches, safety valves against rupture of pipes and hoses.
<b>Counterweight</b>	297600 lbs total counterweight comprising 1 basic slab of 33040 lbs and 8 slabs of 33070 lbs each.
<b>Telescopic boom</b>	Variant 1: Boom length 53 ft to 164 ft, consisting of 1 base section and 3 hydraulic telescopic sections. All telescopic sections extendable individually by means of the rapid-cycle telescoping system TELEMATIK. Variant 2: Boom length 53 ft to 276 ft, consisting of 1 base section and 6 hydraulic telescopic sections. All telescopic sections extendable individually by means of the rapid-cycle telescoping system TELEMATIK.
<b>Electric system</b>	Modern data bus technique, 24 Volt DC, 2 batteries of 170 Ah each.

## Complementary equipment

<b>Guying system for telescopic boom Y</b>	Consisting of guying frame with 2 rope winches, mountable to the 164 ft or 276 ft long telescopic boom, tiltable in transport condition.
<b>Spacer S</b>	To increase lifting capacity on the luffing lattice jib in conjunction with the Y-type guying system.
<b>Eccentric E</b>	To increase lifting capacity on the fixed lattice jib in conjunction with the Y-type guying system.
<b>Additional ballast</b>	2 additional counterweight slabs of 33070 lbs each for a total counterweight of 363800 lbs, required for the operation with guyed telescopic boom.
<b>Telescopic boom extension</b>	46 ft lattice section for extending the 164 ft long telescopic boom in order to mount the luffing or fixed lattice jib.
<b>Lattice jibs</b>	Fixed lattice jib 46 ft to 207 ft long, luffing lattice jib 69 m to 299 ft long.
<b>2nd hoist gear</b>	Axial piston variable displacement motor, Liebherr-made hoist drum with integrated planetary gear and spring-loaded static brake.
<b>3rd hoist gear with luffing block</b>	Axial piston variable displacement motor, Liebherr-made hoist drum with integrated planetary gear and spring-loaded static brake, required for operating the luffing jib.
<b>Tyre equipment</b>	16 tyres, size 445/95 R 25 (16.00 R 25) and 525/80 R 25 (20.5 R 25).

Other items of equipment available on request.

Q

## Equipment Équipement

### Châssis porteur

<b>Châssis</b>	Fabrication Liebherr, construction en caisson indéformable, en acier à haute résistance à grains fins.
<b>Stabilisateurs</b>	Quatre poutres horizontales télescopiques, avec vérins hydrauliques de calage verticaux et patins. Les caissons de poutres de calage avants sont situés entre les essieux 3 et 4, et les caissons des poutres de calage arrières sont situés à l'arrière du châssis. Surface de calage: 32'10" en long et 31'6" travers.
<b>Moteur</b>	Moteur diesel, 8 cylindres, fabriqué par Liebherr, de type D9508 A7, à refroidissement par eau, de 500 kW (680 ch) à 1900 rpm. Émissions des gaz d'échappement conformes aux directives 97/68/EG partie 3 et EPA/CARB. Couple max. 2213 lbs-ft à 1100 – 1500 rpm. Capacité du réservoir à carburant: 158 gallons.
<b>Boîte de vitesse</b>	Boîte automatique avec convertisseur de couple et ralentisseur, montés directement sur la boîte, de marque ZF, type TC-TRONIC avec 12 rapports AV et 2 AR, boîte de transfert avec blocage de différentiel.
<b>Essieux</b>	Essieux spéciaux pour grue. Les 8 essieux sont suspendus. Les essieux 1 à 4 et 7 et 8 sont directeurs. Les essieux 1, 2, 4 et 5 sont entraînés.
<b>Suspension</b>	Tous les essieux sont suspendus hydropneumatiquement avec mise à niveau et équilibrage entre essieux automatiques. Suspension blocable hydrauliquement.
<b>Pneumatiques</b>	16 roues à monte simple. Taille: 385/95 R 25 (14.00 R 25).
<b>Direction</b>	Direction semi-bloc ZF, à double circuit, assistée hydrauliquement, avec pompe auxiliaire entraînée par un essieu.
<b>Freins</b>	Frein de service: à double circuit assisté pneumatiquement, sur toutes les roues. Frein auxiliaire: par clapets sur échappement commandés avec le ralentisseur hydraulique, ralentisseur électrodynamique Telma. Frein de secours et frein à main: par cylindres à ressorts sur les essieux 4 à 8.
<b>Cabine</b>	Cabine spacieuse, en tôle d'acier, équipée «grand confort», suspendue sur silent blocs, vitrage de sécurité.
<b>Installation électrique</b>	Technique moderne de transmission de données par BUS de données, courant continu 24 Volts, 2 batteries de 170 Ah chacune.

### Partie tournante

<b>Châssis</b>	Construction mécanosoudée en tôle d'acier à haute résistance à grains fins. Reliée au porteur par une couronne d'orientation à 3 rangées de rouleaux. Rotation totale 360°.
<b>Moteur</b>	Diesel 6 cylindres, marque Liebherr, type D936L A6, refroidi par eau, puissance 240 kW (326 ch) à 1800 rpm, couple max. 1121 lbs-ft à 1300 – 1500 rpm.
<b>Entraînement</b>	Diesel hydraulique avec 3 pompes à débit variable servo commandées à régulation de puissance en circuit fermé pour les treuils et l'orientation. Quatre pompes à débit variable en circuit ouvert pour le relevage de flèche et le télescopage.

<b>Commande</b>	2 leviers à 4 directions avec rappel automatique au point mort. Commande au pied pour le télescopage. Commande des mouvements progressive en continu par variation de l'inclinaison des pompes et augmentation du régime moteur.
<b>Treuil</b>	Moteur hydraulique à cylindrée variable, treuil de marque Liebherr avec réducteur planétaire à frein d'arrêt à lamelles intégrées.
<b>Relevage de flèche</b>	2 vérins hydrauliques différentiels avec clapets anti-retour de sécurité.
<b>Orientation</b>	2 mécanismes d'orientation, composés d'un moteur hydraulique, d'un réducteur planétaire, d'un pignon d'orientation et d'un frein à lamelles.
<b>Cabine de grue</b>	Large champ de vision, vitrage de sécurité, équipement pour un confort idéal, cabine inclinable de 20° vers l'arrière.
<b>Sécurités</b>	Contrôleur de charge LICCON, système test, fin de course crochet haut, clapets de sécurité en cas de ruptures de flexibles.
<b>Contrepoids</b>	Total 297600 lbs, composé d'une plaque de base et 8 plaques de 33040 lbs unitaires.
<b>Flèche télescopique</b>	Variante 1: télescope de 53 ft à 164 ft, composé d'un élément de base et de 3 télescopes, télescopables hydrauliquement. Chaque partie peut être télescopée individuellement à l'aide du système de télescopage séquentiel rapide TELEMATIK. Variante 2: télescope de 53 ft à 276 ft, composé d'un élément de base et de 6 télescopes, télescopables hydrauliquement. Chaque partie peut être télescopée individuellement à l'aide du système de télescopage séquentiel rapide TELEMATIK.
<b>Circuit électrique</b>	Technique moderne de transmission de données par BUS de données. Courant continu 24 Volts, 2 batteries de 170 Ah chacune.

















### Équipement optionnel

<b>Haubanage de flèche Y</b>	Composé du chevalet et de 2 treuils, montables sur flèche télescopique de 164 ft ou de 276 ft.
<b>Haubanage S</b>	Pour l'augmentation de la force de levage au niveau de la fléchette treillis à volée variable-haubanage Y.
<b>Axe excentrique E</b>	Pour l'augmentation de la force de levage au niveau de la fléchette treillis fixe-haubanage Y.
<b>Contrepoids complémentaire</b>	2 plaques complémentaires de 33070 lbs, pour une masse totale de 363800 lbs, pour travail en télescope haubané.
<b>Rallonge de flèche télescopique</b>	Éléments treillis de 46 ft pour rallongement de la flèche télescopique de 164 ft pour utilisation de la fléchette fixe ou de la fléchette à volée variable.
<b>Fléchettes</b>	Fléchette fixe de 46 ft à 207 ft; fléchette à volée variable de 69 ft à 299 ft.
<b>Deuxième treuil</b>	Moteur hydraulique à pistons axiaux à cylindrée variable, treuil Liebherr, avec réducteur planétaire intégré et frein d'arrêt à lamelles.
<b>Troisième treuil avec train de mouflage</b>	Moteur hydraulique à pistons axiaux à cylindrée variable, treuil Liebherr, avec réducteur planétaire intégré et frein d'arrêt à lamelles; troisième treuil nécessaire pour le relevage de la volée variable.
<b>Pneumatiques</b>	16 fois en taille 445/95 R 25 (16.00 R 25) et 525/80 R 25 (20.5 R 25).









Autres équipements supplémentaires sur demande.

# Description of symbols Explication des symboles

## General symbols · Symboles généraux

	Outriggers Calage		Driving speed Vitesse de translation
	Axle Essieu		Gear Vitesse
	Radius Portée		Hookblock / Capacity Moufle à crochet / Capacité de charge
	Boom length Longueur de la flèche		Hoist gear Treuil de levage
	Boom position Position de la flèche		Crane carrier Châssis porteur
	Counterweight Contrepoids		Crane superstructure Partie tournante de la grue
	Tyres Pneumatiques		Standard Norme
	Slewing gear / Working area Mécanisme d'orientation / Plage de travail		Gradability Aptitude à graver les pentes

## Crane specific symbols · Symboles spécifiques à la grue

	Telescopic boom Flèche télescopique		Telescopic boom extension Rallonge flèche télescopique
	Guying system for telescopic boom Y3 Haubanage de flèche Y3		Hydraulic lattice jib Fléchette treillis hydraulique
	Eccentric Axe excentrique		Luffing fly jib Fléchette treillis à volée variable
	Spacer Haubanage		Fixed lattice jib Fléchette treillis fixe

## Remarks referring to load charts

1. The tabulated lifting capacities do not exceed 85% of the tipping load.
2. The crane's structural steelwork is in accordance with DIN 15018, part 3. Design and construction of the crane comply with DIN 15018, part 2, and with F. E. M. regulations.
3. The 85% overturning limit values take into account wind force 5 = wind speed 20 mph.
4. Lifting capacities are given in kips.
5. The weight of the hook blocks and hooks must be deducted from the lifting capacities.
6. Working radii are measured from the slewing centreline.
7. The lifting capacities given for the telescopic boom only apply if the folding jib is taken off.
8. Lifting capacities are subject to modifications.
9. Loads above 604,000 lbs at 164 ft telescopic boom / 577,600 lbs at 276 ft telescopic boom only with additional equipment.
10. The data of this brochure serves only for general information. All information is provided without warranty. Instructions for the correct commissioning of the crane please take from the operation manual and the load chart book.

## Remarques relatives aux tableaux des charges

1. Les forces de levage indiquées ne dépassent pas 85% de la charge de basculement.
2. La norme DIN 15018, 3ème partie est appliquée pour les charpentes. La construction de la grue est réalisée conformément à la norme DIN 15018, 2ème partie, et aux règles de la F. E. M.
3. A 85% de la charge de basculement, il a été tenu compte d'un vent de force 5 = vitesse de vent 20 mph.
4. Les forces de levage sont données en kips.
5. Les poids des moufles et crochets doit être soustrait des charges indiquées.
6. Les portées sont calculées à partir de l'axe de rotation.
7. Les forces indiquées pour la flèche télescopique s'entendent fléchette dépliée déposée.
8. Les forces de levage sont modifiables sans préavis.
9. Capacités de charge supérieures à 604,000 lbs pour flèche télescopique de 164 ft / 577,600 lbs pour flèche télescopique de 276 ft seulement avec dispositif additionnel.
10. Les données de cette brochure sont données à titre informatif. Ces renseignements sont sans garantie. Les consignes relatives à la bonne mise en service de la grue sont disponibles dans le manuel d'utilisation et le manuel de tableaux de charge.

Subject to modification / Sous réserve de modifications

Printed in Germany (2)

TD 221/231.01.US09.2015

**Liebherr-Werk Ehingen GmbH**

Postfach 1361, 89582 Ehingen, Germany

☎ +49 73 91 5 02-0, Fax +49 73 91 5 02-33 99

www.liebherr.com, E-mail: info.lwe@liebherr.com

www.facebook.com/LiebherrConstruction