

ALL TERRAIN CRANE

ATF220G-5

JAPANESE SPECIFICATIONS

CARRIER MODEL	SPEC. NO.
FAUN ATF220G-5	ATF-220G-1-90101

Refer to the specifications in the separate sections for details of the fully automatic luffing jib.

ATF220G-5

1. Crane Specifications

☉ Crane

Crane Capacity

Boom

13.2 m boom	220,000 kg	x	2.5 m	(2 x 19-part line, with attachments)
17.4 m boom	108,000 kg	x	5.0 m	(15-part line)
21.6 m boom	108,000 kg	x	5.0 m	(15-part line)
25.8 m boom	94,000 kg	x	6.0 m	(13-part line)
30.0 m boom	80,000 kg	x	5.0 m	(11-part line)
34.1 m boom	70,000 kg	x	6.0 m	(10-part line)
38.3 m boom	54,500 kg	x	8.0 m	(8-part line)
42.5 m boom	43,500 kg	x	8.0 m	(7-part line)
46.7 m boom	34,500 kg	x	10.0 m	(5-part line)
50.9 m boom	28,500 kg	x	11.0 m	(4-part line)
55.0 m boom	23,000 kg	x	12.0 m	(4-part line)
59.2 m boom	18,800 kg	x	16.0 m	(4-part line)
63.4 m boom	15,000 kg	x	20.0 m	(4-part line)
68.0 m boom	13,800 kg	x	16.0 m	(4-part line)
Single top	7,800 kg			(single-part line)

<Reference>

Fully Automatic Luffing Jib

8.5 m jib	27,500kg	x	7.0 m	(4-part line)
11.6 m jib	14,600kg	x	16.0 m	(2-part line)
14.7 m jib	13,900kg	x	12.0 m	(2-part line)
17.8 m jib	13,500kg	x	8.0 m	(2-part line)
20.9 m jib	5,600kg	x	34.0 m	(single-part line)

Max. Lifting Height

Boom 68.0 m

<Reference>

Fully Automatic Luffing Jib 86.0 m

Max. Working Radius

Boom 64.0 m

<Reference>

Fully Automatic Luffing Jib 60.0 m

Boom Length

13.2 m to 68.0 m

Boom Extension

54.8 m

Boom Extension Speed

54.8 m/510 s

Main Winch Single Line Winding Speed

107 m/min (4 layers)

Main Winch Hook Speed

7 m/min (15-part line)

Auxiliary Winch Single Line Winding Speed

107 m/min (4 layers)

Auxiliary Winch Hook Speed

107 m/min (single-part line)

Boom Elevation Angle

0.7° to 84.0°

Boom Elevation Speed

-0.7° to 84.0°/67 s

Swing Angle

360° continuous

Swing Speed

1.2 min⁻¹

Wire Rope

Main winch 21 mm dia. x 415 m long

Auxiliary winch 21 mm dia. x 310 m long

Hook

125 t hook + attachment sheave (19-part line x 2)

125 t hook (15-part line)

80 t hook (11-part line)

25 t hook (3-part line)

7.8 t hook (single-part line)

Boom

7-section hydraulically telescoping boom of box construction

Each stage pin lock type

Boom Extension

Single double-acting hydraulic cylinder

Single top

Single sheave. Mounted on main boom head for single line work.

Hoist

Hydraulic motor driven planetary gear reducer

Automatic brake

2 single winches

Boom Elevation

Double-acting hydraulic cylinder

Swing

Hydraulic motor driven planetary gear reducer

Ball-type swing bearing

Manual free switch

Counterweight

71 t, 47 t, 35 t, 23.5 t, 12 t, 0 t

Outriggers

Fully hydraulic H-type

Slides and jacks each provided with independent operation device.

Fully extended width 8.3 m

Middle extended width 7.0 m, 5.6 m, 4.6 m

Slide lock pin provided

Sliding storage float

Power Take-Off

Engine exclusive to upper component operation

Model OM906LA (Mercedes Benz)

Type Water-cooled 4-cycle, in-line 6-cylinder

Direct injection, turbo

Intercooler diesel

Piston displacement 6.37 L

Max. output 138 kW (188 PS)/1,800 min⁻¹ (rpm)

Max. torque 750 N.m (76 kgf.m)/1,200 min⁻¹ (rpm)

Fuel Tank Capacity

250 L

Hydraulic Pumps

High-pressure variable piston pump x 2 + high-pressure piston

pump x 1+ high-pressure gear pump x 2

Hydraulic Tank Capacity

946 L

Safety Devices

Automatic moment limiter (AML)

With working range limiting function

With the hook moving length indicator

Outrigger extension automatic detector (individual detection)

Swing range controller

Swing automatic stop device

Boom elevation slow down and stop device

Over-winding cutout device

Dead winding holding device

Level gauge

Hook safety latch

Swing lock

Hydraulic safety valve

Hydraulic lock (elevation, telescoping, hoist, jack)

Equipment

Counterweight dismount/mount device

Boom elevation creeping mode setting device

Swing creeping mode setting device

Boom mount/dismount device

AML external warning lamp

Wind velocity meter

Oil cooler

Air conditioner

AM/FM radio
 Drum monitor
 Swing alarm
 Lift adjuster

Optional Equipment

Loudspeaker

Carrier

Manufacturer

FAUN GmbH

Carrier Model

ATF 220G-5

Engine

Model OM502LA (Mercedes Benz)
 Water-cooled 4-cycle, V8, direct-injection
 Intercooler turbo diesel

Piston displacement 15.928 L

Max. output 390 kW (530 PS)/1,800 min⁻¹ (rpm)

Max. torque 2,400 N.m (245 kgf.m)/1,300 min⁻¹ (rpm)

Transmission

Fully automatic
 16-forward and 2-reverse speeds

Drive

10 x 6

10 x 8 – Off-road (with diff-lock mechanism)

Axle (all axles)

Full floating type

Suspension (all axles)

Hydraulic pneumatic suspension

Stroke

Steering

Type Left-hand drive
 Fully hydraulic power steering
 2 circuits
 Emergency power steering

Mode Normal (4 front wheels + 4 rear wheels)
 Crab (4 front wheels + 4 rear wheels)

Brake System

Service Brake Air brake on all wheels
 2 circuits

Parking Brake Spring brake, acting on 2nd, 4th, 5th axles (6 wheels)

Emergency Brake Works by applying the parking brake

Auxiliary Brake Flow type retarder (transmission built-in)
 Exhaust brake

Electric System

12 V/170 Ah x 2 (24 V)

Fuel Tank Capacity

530 L

Crew capacity

2

Tires

445/95R25 177E Road (all wheels)

Wheel

11.00-25 (all wheels)

Equipment

Air conditioner
 AM/FM radio
 Mud guard
 Centralized oiling device
 Bed for napping
 Back monitor

Dimensions

Overall length 13,430 mm
 Overall width 3,000 mm
 Overall height 4,020 mm
 Wheel base 2,700 mm + 1,650 mm + 2,440 mm + 1,700 mm
 Tread 2,540 mm

Weight (running on public roads)

Gross vehicle weight 40,750 kg (2 persons)
 Front 1st axle + 2nd axle 19,490 kg
 Rear 3rd axle 1,290 kg
 Rear 4th axle + 5th axle 19,970 kg

Performance

Max. traveling speed 85 km/h
 Gradeability (tanθ) 0.7
 Min. turning radius 9.8 m

- Note
1. The boom and boom elevating cylinder of this crane must be removed and transported separately, and the swing body turned to face the rear, when running on public roads.
 2. In order to run on public roads, this crane requires transit permission as a special vehicle under the Road Traffic Act. Weight under the basic transit conditions: While the compliance certificate is noted as C, application must be made, and permission received, for travel on the actual route under the permitted conditions.
 3. In order to run on public roads, this crane requires authorization for relaxation of safety standards in accordance with safety standards for road transport vehicles.

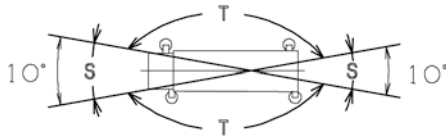
2.ESP Boom Total Rated Loads Chart

- The total rated loads shown are for the case where the outriggers are set horizontally on firm level ground. The values above the bold lines are based on the crane strength while those below are based on the crane stability.
- The table below shows the classification of Performances A to T of the total rated load.

Counterweight Outrigger extension width	71 t	47 t	35 t	23.5 t	12 t	0 t
8.3 m	A	B	C	D	E	F
7.0 m	G	H	I	J	K	L
5.6 m	/	/	M	N	O	P
4.6 m	/	/	/	/	Q	R
2.74 m	/	/	/	/	/	S,T

* Even for the same classification of performance/boom length, the total rated load varies depending on the boom extending condition.

* Work areas for Performances S and T are shown as below.



- The total rated load shown includes the mass of the slings and hook (125 t hook with attachment sheave: 1,425 kg, 125 t hook: 1,350 kg, 80 t hook: 1,150 kg, 25 t hook: 450 kg, 7.8 t hook: 300 kg).
- The total rated load is based on the actual working radius including the deflection of the boom.
- The standard hook and number of part lines are shown at the bottom of the total rated loads chart. When using with other than this number of part lines, the load per line should not exceed 7.3 t for the main winch, and 7.8 t for the auxiliary winch.
 - * Single-part line (7.8 t hook used) when the single top is used.
- The total rated load for the single top is the value obtained by subtracting the weight of the hook mounted on the boom from the total rated load of the boom, and must not exceed 7.8 t.
- The rated total load table does not include wind effects. Stop crane operation when the maximum instantaneous velocity is 10 m/s or more.
- θ in the total rated load chart shows the boom angle range (under no load).

Total Rated Loads

Performance G

7-stage type ESP boom

Unit: ton

Table with columns for Performance block, Performance numbers, Boom length (m), Working radius (m), and 25 columns of load values (1-25) and a final Unit: ton column.

Telescoping condition (telescoping rate %)

Table with 25 columns of telescoping condition data (0-84) and a final Unit: ton column, including notes for telescoping boom and counterweight.

Note: 7 t counterweight, 7.0 m outrigger extension width. * Indicates the value with attachment. ** Indicates the rear limit value.

Total Rated Loads

Performance I

7-stage type ESP boom

Table with columns for Performance block, Performance numbers, Boom length (m), Working radius (m), and Unit: ton. It lists various performance metrics for different boom lengths and radii.

Telescoping condition (telescoping rate %)

Table with columns for Telescoping boom 1, Telescoping boom 2, Telescoping boom 3, Telescoping boom 4, Telescoping boom 5, Telescoping boom 6, Standard hook, and The weight of the hooks. It provides data for different telescoping conditions and hook weights.

Note: 35 t counterweight, 7.0 m outrigger extension width. * Indicates the value with attachment. ** Indicates the rear limit value.

Total Rated Loads

Performance L
7-stage type ESP boom

Unit: ton

Performance block		1	1	10	1	10	2	1	10	11	2	1	11	12	1	12	13	2	2	13	2	1	13	2	1	13	2	1	14	2	3	1	5	4	1	6
Performance numbers	1	1	29	2	30	14	3	10	11	32	15	4	33	34	16	5	35	36	17	6	37	18	7	38	19	20	8	23	21	9	24					
Boom length (m)	* 13.2	17.4	17.4	21.6	21.6	21.6	21.6	25.8	25.8	25.8	25.8	25.8	30.0	30.0	30.0	30.0	34.1	34.1	34.1	34.1	38.3	38.3	38.3	42.5	42.5	42.5	46.7	46.7	46.7	46.7	50.9					
Working radius (m)	**	220.0																																		
2.5		180.0	140.0	108.0	60.3	108.0	63.9	45.8	94.0	94.0	65.0	47.2																								
3.5		150.7	123.9	108.0	56.9	108.0	61.0	43.0	94.0	94.0	62.4	44.6	80.0	77.5	63.0	40.4																				
4.0		128.7	110.5	108.0	53.9	108.0	58.3	40.5	94.0	94.0	60.0	42.4	80.0	77.5	60.8	38.6																				
4.5		112.0	99.2	99.3	51.2	98.6	56.0	38.3	94.0	94.0	57.7	40.3	80.0	77.5	58.8	36.9	70.0	58.0	51.0	35.0																
5.0		98.9	89.6	89.7	48.8	89.0	53.7	36.1	88.1	89.6	55.7	38.4	80.0	77.5	56.9	35.3	70.0	58.0	51.0	33.7	54.5	43.5	30.0													
6.0		57.8	57.8	57.8	44.6	56.3	49.9	32.4	54.6	57.7	52.1	35.2	56.3	59.5	53.5	31.8	58.0	58.0	51.0	32.1	54.5	43.5	30.0	43.5	37.6	31.5	25.5	34.5	25.3	21.4						
7.0		38.7	38.7	38.7	38.6	41.1	37.5	45.1	29.3	36.1	38.5	45.6	32.0	37.4	40.0	45.3	28.5	38.8	41.7	44.7	30.0	40.5	43.4	28.5	40.4	37.6	31.5	25.5	34.5	25.3	21.4					
8.0		28.2	28.2	28.0	32.0	27.0	33.6	26.8	25.8	27.9	34.1	29.1	26.9	29.2	33.8	25.8	28.1	30.7	33.3	28.0	29.6	32.2	27.5	29.5	31.1	31.5	25.5	31.0	25.3	21.4	22.6					
9.0		21.5	21.5	21.3	24.8	20.3	26.3	24.6	19.2	21.2	26.7	26.6	20.3	22.3	26.5	23.5	21.3	23.6	26.0	26.2	22.7	25.0	26.0	22.6	24.0	26.1	25.1	23.9	25.3	21.4	22.6					
10.0		17.0	17.0	16.6	19.9	15.7	21.3	21.6	14.7	16.5	21.7	22.6	15.6	17.6	21.4	21.6	16.6	18.8	21.0	23.4	17.9	20.0	23.4	17.8	19.1	21.1	23.4	19.0	21.7	21.4	20.8					
11.0		13.2	16.3	12.3	17.6	17.9	11.4	13.1	17.9	18.8	12.3	14.1	17.7	19.3	13.2	15.2	17.3	19.6	14.4	16.4	14.4	16.4	19.6	14.3	15.5	17.4	19.6	15.4	18.0	19.2	17.1					
12.0		10.6	13.5	9.8	14.7	15.0	8.8	10.5	15.1	16.0	9.7	11.4	14.9	16.4	10.6	12.5	14.5	16.7	11.7	13.6	16.6	11.6	12.8	14.6	16.6	12.7	15.1	16.3	14.3							
14.0		7.0	9.6	6.0	10.7	11.0	4.8	6.7	11.1	11.8	5.8	7.6	10.9	12.2	6.8	8.6	10.4	12.5	7.8	9.6	12.5	7.8	8.9	10.5	12.4	8.8	11.0	12.1	10.3							
16.0				3.1	8.0	8.2		3.8	8.3	9.1		6.4	7.0		4.9	8.1	9.4		6.0	7.7	9.6	5.1	6.9	9.6	6.2	7.8	9.6	6.1	8.3	9.3	7.5					
18.0						6.1	6.3					6.4	7.0		2.7	6.1	7.4		3.8	5.7	7.6		5.0	7.6		5.8	7.5		6.3	7.2	5.5					
20.0									4.9	5.6		4.9	5.6		4.7	5.8		4.2	6.1		4.2	6.1		3.3	6.0		4.3	6.0		4.8	5.7					
22.0									3.7	4.4		3.7	4.4		3.4	4.7		2.9	4.8		2.9	4.8		3.4	4.8		2.9	4.8		3.4	4.5					
24.0												2.4	3.7		2.4	3.7		1.8	3.9		1.8	3.9		3.8	4.8		3.8	4.8		3.4	4.5					
26.0													2.8			2.8			3.0			3.0		2.9			2.9		2.5							
28.0																			2.3			2.2				2.2										
30.0																																				
32.0																																				
34.0																																				
36.0																																				
38.0																																				
40.0																																				
42.0																																				
44.0																																				
46.0																																				
48.0																																				
50.0																																				
The maximum load without a pin	40.4	0-84	42.7	47.6	39.3	46.2	30.1	34.7	38.3	44.5	46.0	35.2	37.8	42.9	30.2	35.5	36.6	39.4	35.0	34.8	35.9	30.0	34.8	35.9	30.0	34.8	35.9	30.0	34.8	35.9	30.0	34.8	35.9	25.3	21.4	22.6
θ (°)	0-84	0-84	0-84	0-84	0-84	0-84	0-84	0-84	54-84	48-84	0-84	0-84	60-84	50-84	0-84	0-84	64-84	57-84	42-84	0-84	65-84	57-84	41-84	71-84	88-84	58-84	48-84	71-84	84	61-84	56-84	70-84				

Note: 0 t counterweight, 7.0 m outrigger extension width. * Indicates the value with attachment. ** Indicates the rear limit value.

Total Rated Loads

Performance M

7-stage type ESP boom

Unit: ton

Table with columns for Performance block, Boom length (m), Working radius (m), and 22 columns of load data (1-22) and Unit (ton). Includes rows for Performance numbers 1-10, 11-20, 21-30, 31-40, 41-50, 51-60, 61-70, 71-80, 81-90, 91-100, and The maximum load without a pin.

Table with columns for Telescoping condition (telescoping rate %), Telescoping boom 1-6, Standard hook, The weight of the hooks, and Standard number of part lines. Includes rows for Telescoping boom 1-6, Standard hook, The weight of the hooks (1425 kg x 2, 1350 kg), and Standard number of part lines (19 x 2).

Note: 35 t counterweight, 5.6 m outrigger extension width. * Indicates the value with attachment. ** Indicates the rear limit value.

Total Rated Loads

Performance P
7-stage type ESP boom

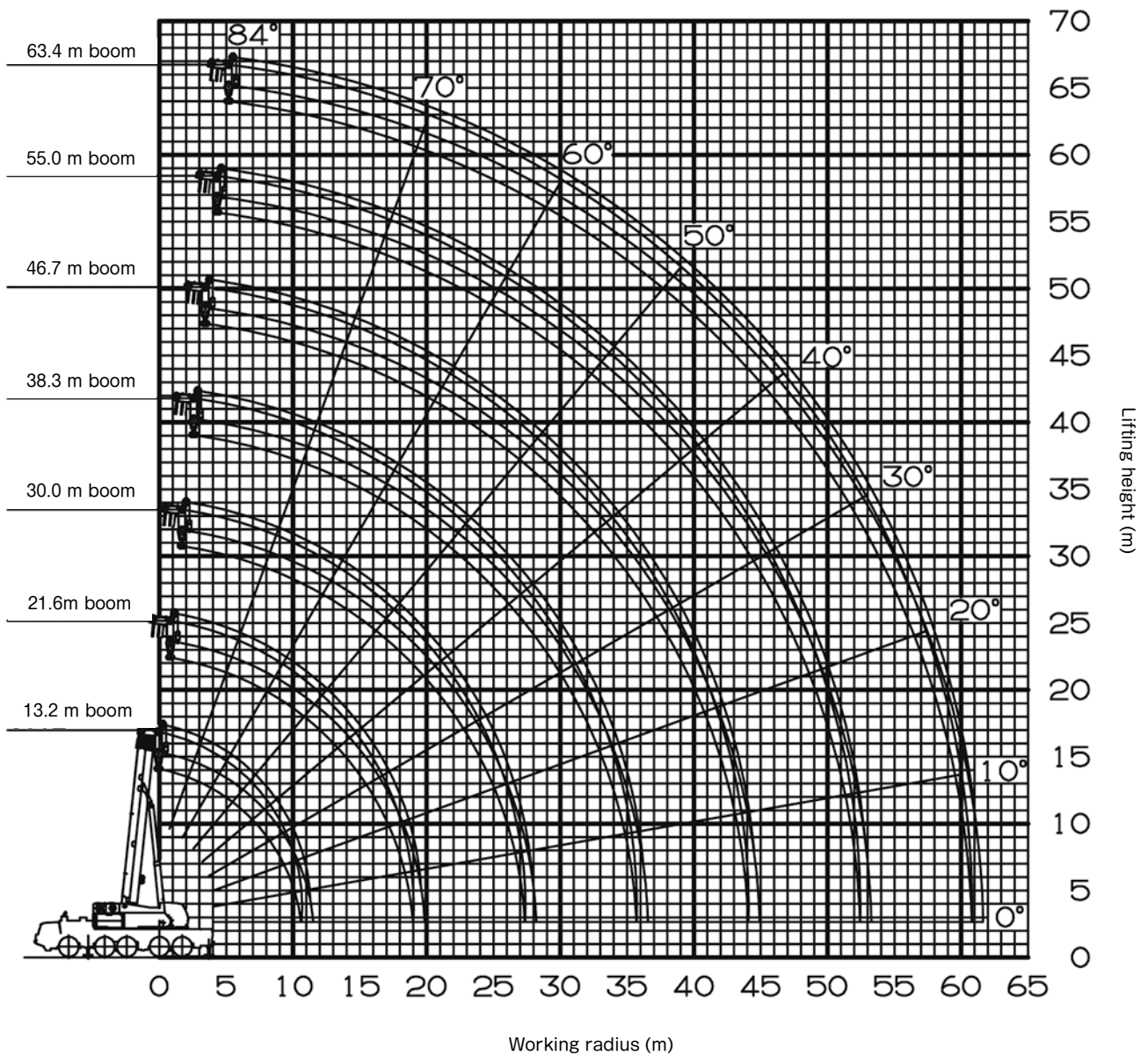
Unit: ton

Performance block	Performance numbers									Working radius (m)										
	1	1	2	1	2	1	2	1	2	1	2	1	2	1	2	1	2	1	2	1
Performance numbers	1	2	14	3	15	4	16	5	17	6										
Boom length (m)	* 13.2																			
Working radius (m)	2.5																			
3.0	127.8	60.3	63.9	45.8	65.0	47.2														
3.5	112.1	56.9	61.0	43.0	62.4	44.6	63.0	40.4												
4.0	99.3	53.9	58.3	40.5	60.0	42.4	60.8	38.6												
4.5	73.8	51.2	56.0	38.3	57.7	40.3	58.8	36.9	51.0	35.0										
5.0	54.9	48.8	53.7	36.1	55.7	38.4	56.9	35.3	51.0	33.7										
6.0	34.9	39.3	41.1	32.4	41.7	35.2	41.4	31.8	40.8	32.1										
7.0	24.5	28.2	29.8	29.3	30.2	31.3	30.0	28.5	29.5	30.0										
8.0	18.1	21.4	22.8	23.1	23.2	24.2	23.0	24.7	22.5	25.0										
9.0	13.8	16.8	18.1	18.4	18.5	19.4	18.2	19.8	17.8	20.1										
10.0	10.8	13.4	14.7	14.9	15.0	15.9	14.8	16.3	14.4	16.6										
11.0		10.9	12.1	12.4	12.4	13.2	12.2	13.7	11.8	13.9										
12.0		8.9	10.1	10.3	10.4	11.2	10.2	11.6	9.8	11.8										
14.0		6.1	7.1	7.4	7.4	8.2	7.3	8.5	6.9	8.8										
16.0			5.1	5.3	5.4	6.1	5.2	6.4	4.8	6.7										
18.0			3.6	3.7	3.9	4.6	3.7	4.9	3.2	5.1										
20.0					2.6	3.4	2.3	3.7	3.9											
22.0						2.4		2.7	2.9											
24.0								1.8	2.0											
26.0																				
28.0																				
30.0																				
32.0																				
34.0																				
36.0																				
38.0																				
40.0																				
The maximum load without a pin	40.4	47.6	46.2	30.1	44.5	46.0	42.9	30.2	39.4	35.0										
θ (°)	0-84	0-84	0-84	0-84	0-84	0-84	44-84	0-84	56-84	42-84										
Telescoping condition (telescoping rate %)																				
Telescoping boom 1	0	0	0	0	0	0	0	0	0	0										
Telescoping boom 2	0	0	0	0	0	0	0	0	0	46	0									
Telescoping boom 3	0	0	0	0	0	0	0	0	0	46	0	46	0							
Telescoping boom 4	0	0	0	0	0	0	0	0	0	46	0	46	0	46	0					
Telescoping boom 5	0	0	0	0	0	0	0	0	0	46	0	46	0	46	0	46	0			
Telescoping boom 6	0	46	46	92	46	92	46	92	46	92	46	92	46	92	46	92	46	92		
Standard hook	125 t x 2	80 t	80 t	80 t	80 t	80 t	80 t	80 t	80 t	80 t	80 t	80 t	80 t	80 t	80 t	80 t	80 t	80 t	80 t	
The weight of the hooks	1425 kg x 2	1150 kg	1150 kg	1150 kg	1150 kg	1150 kg	1150 kg	1150 kg	1150 kg	1150 kg	1150 kg	1150 kg	1150 kg	1150 kg	1150 kg	1150 kg	1150 kg	1150 kg	1150 kg	
Standard number of part lines	19 x 2	9	9	7	10	7	9	6	8	5										

Note: 0 t counterweight, 5.6 m outrigger extension width. * Indicates the value with attachment.

3. Working Radius - Lifting Height

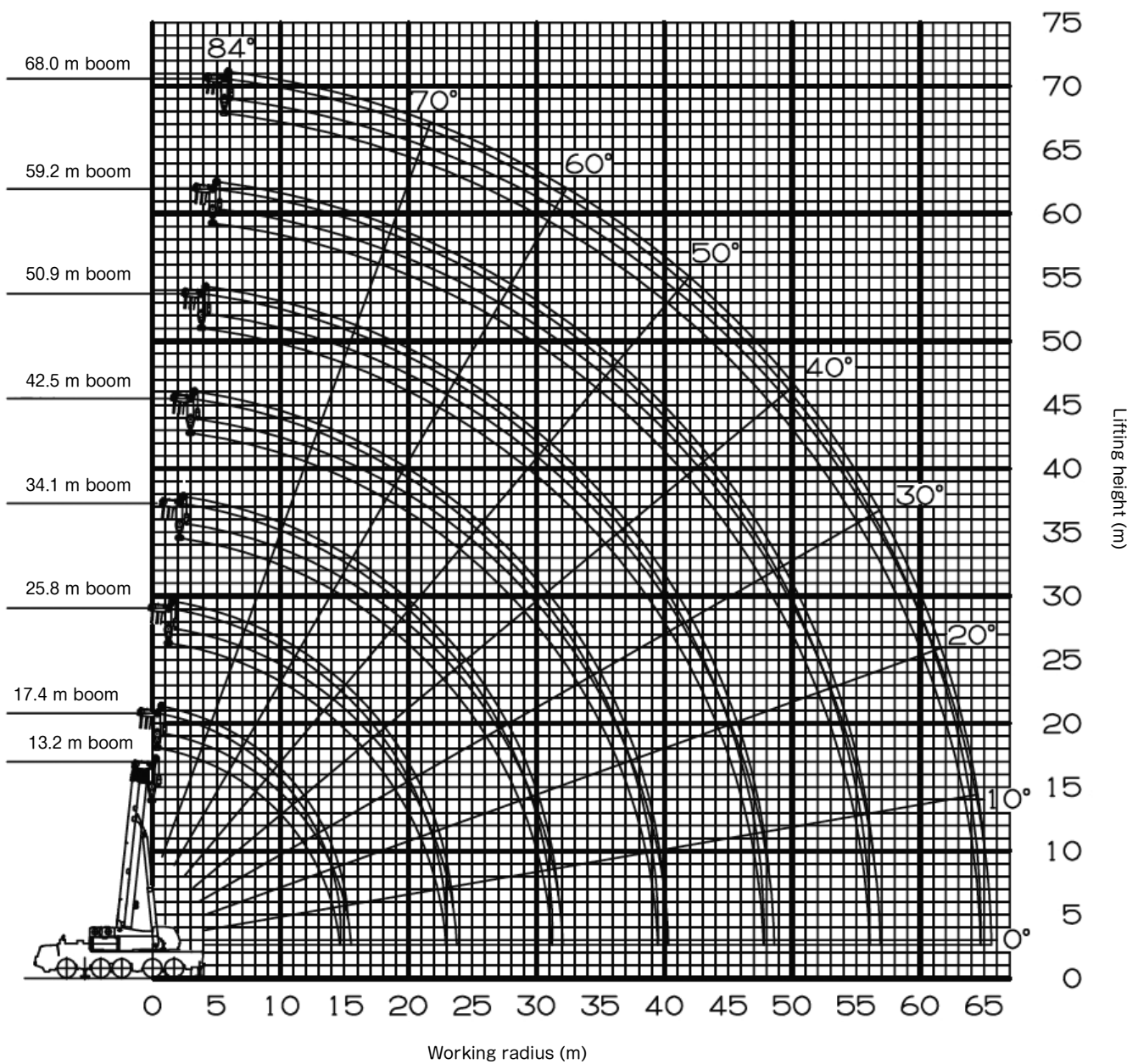
63.4 m boom



Note:

1. The deflection of the boom is not incorporated in the figure above.
2. The above figure is the maximum working radius for Performances A, B, and G.

68.0 m boom

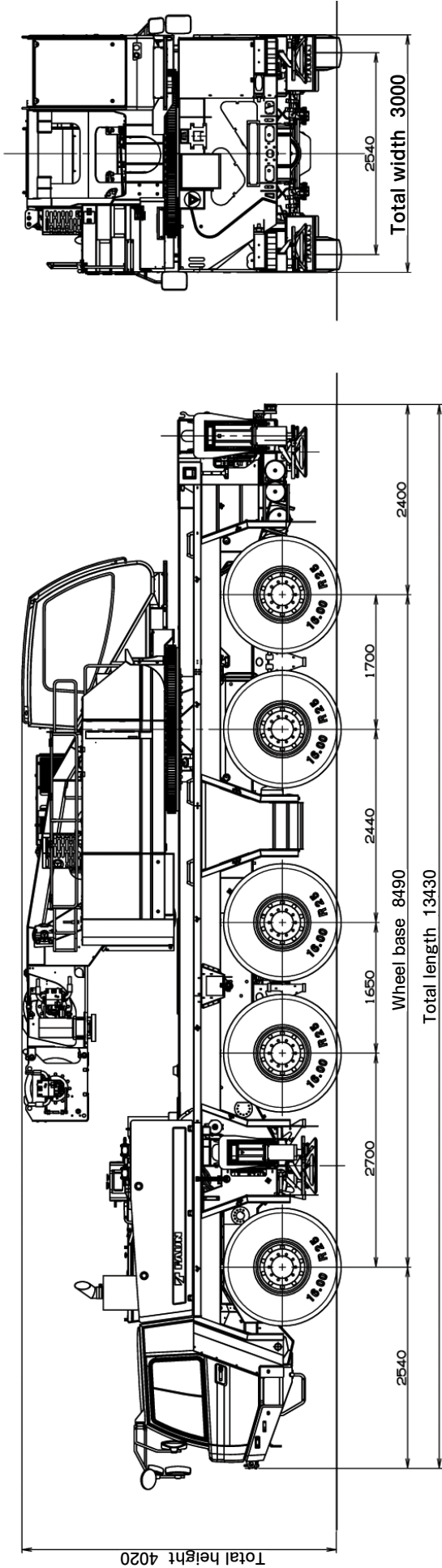


Note:

1. The deflection of the boom is not incorporated in the figure above.
2. The above figure is the maximum working radius for Performances A, B, and G.

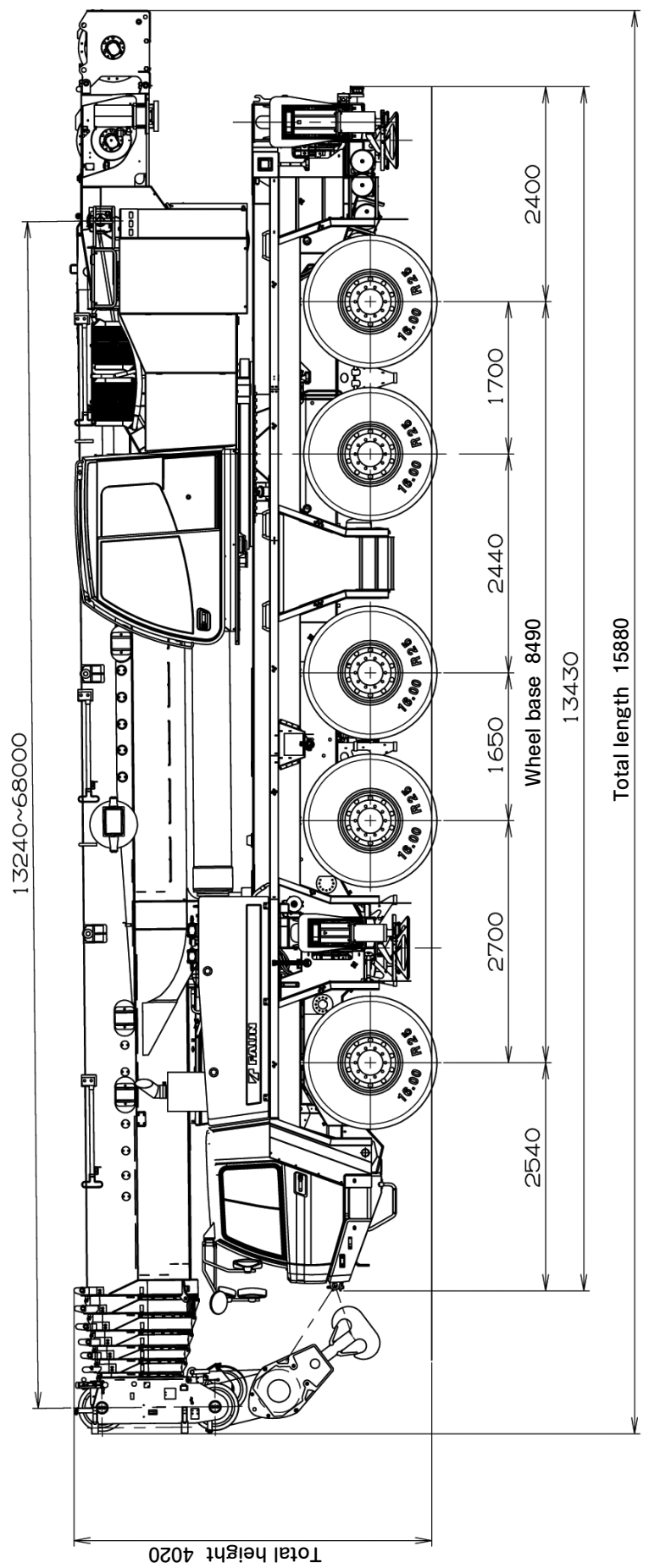
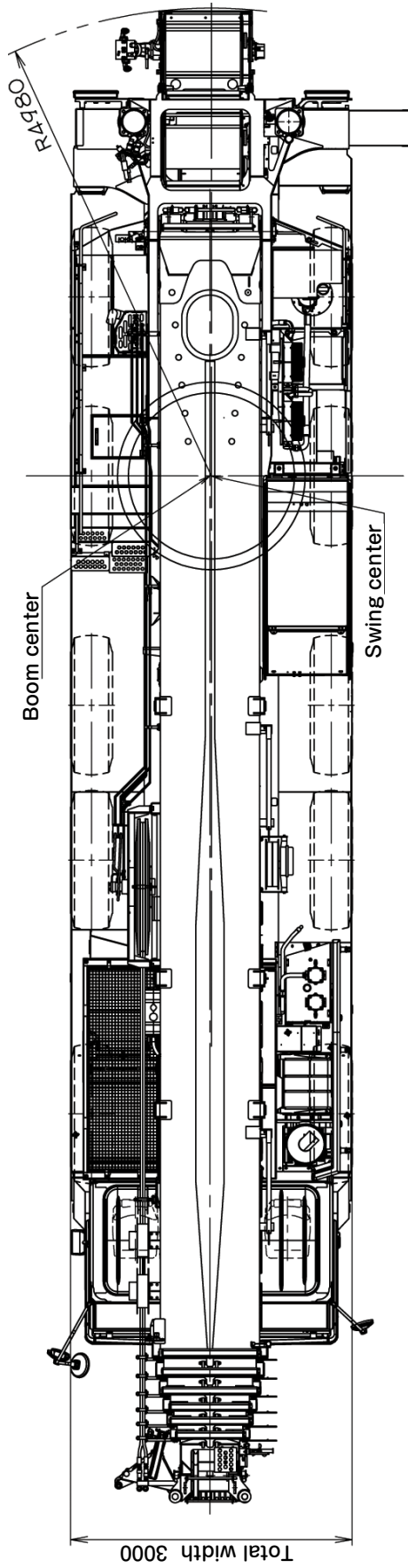
4. Dimensions

(On public thoroughfare traveling condition)



4. Dimensions

(On-site traveling condition)



ALL TERRAIN CRANE

ATF220G-5

JAPANESE SPECIFICATIONS

CARRIER MODEL	SPEC. NO.
FAUN ATF220G-5	ATF-220G-1-90101

These specifications are for the optional fully automatic luffing jib.
Refer to these specifications along with the specifications for Control No. JA-B-01.

ATF220G-5

Crane Specifications

Crane Capacity

8.5 m jib	27,500 kg	x 7.0 m	(4-part line)
11.6 m jib	14,600 kg	x 16.0 m	(2-part line)
14.7 m jib	13,900 kg	x 12.0 m	(2-part line)
17.8 m jib	13,500 kg	x 8.0 m	(2-part line)
20.9 m jib	5,600 kg	x 34.0 m	(single-part line)

Jib

3-section synchronously telescoping boom of box construction
 Hydraulic non-stage offset (5° to 60°) type
 1.85 m (fixed) +
 8.5 m to 20.9 m (elevating and telescoping components)

Jib

Single double-acting hydraulic cylinder
 Single wire rope-type telescoping device

Jib Length

8.5 m
 11.6 m
 14.7 m
 17.8 m
 20.9 m

Max. Lifting Height

86.0 m

Max. Working Radius

60.0 m

Total Rated Loads

- The total rated loads shown are for the case where the outriggers are set horizontally on firm level ground. The values above the bold lines are based on the crane strength while those below are based on the crane stability.
- The table below shows the classification of Performances FA to FM of the total rated load.

Counterweight Outrigger extension width	71 t	47 t	35 t	23.5 t	12 t	0 t
8.3 m	FA	FB	FC	FD	FE	FF
7.0 m	FG	FH	FI	FJ	FK	/
5.6 m	/	/	FL	FM	/	/

- The following table shows the extending condition of each boom length shown in the total rated loads chart.

Boom length	Telescoping condition (telescoping rate %)					
	Telescoping boom 1	Telescoping boom 2	Telescoping boom 3	Telescoping boom 4	Telescoping boom 5	Telescoping boom 6
30.0 m	92	92	0	0	0	0
34.1 m	92	92	46	0	0	0
38.3 m	92	92	92	0	0	0
42.5 m	92	92	92	46	0	0
46.7 m	92	92	92	92	0	0
50.9 m	92	92	92	92	46	0
55.0 m	92	92	92	92	92	0
59.2 m	92	92	92	92	92	46
63.4 m	92	92	92	92	92	92

- The total rated load is limited to 24.0 t when the B pin (boom fixing pin) is not inserted.
- The weights of the slings and hook (80 t hook: 1,150 kg, 25 t hook: 450 kg, 7.8 t hook: 300 kg) are included.
- The total rated load is based on the actual working radius including deflection of the boom and jib.
- The standard hook and number of part lines are shown in the total rated loads chart. The load per line should not exceed 7.8 t.
- The rated total load table does not include wind effects. Stop crane operation when the maximum instantaneous velocity is 10 m/s (7 m/s with the 63.4 m boom) or more.
- θ in the total rated load chart shows the boom angle range (under no load).

■ Performance FA

63.4 m Boom + 1.85 m + Fully Automatic Luffing Jib

Unit: ton

Jib length (m) Working radius (m)	8.5					11.6					14.7					17.8					20.9				
	Offset					Offset					Offset					Offset					Offset				
	5°	15°	30°	45°	60°	5°	15°	30°	45°	60°	5°	15°	30°	45°	60°	5°	15°	30°	45°	60°	5°	15°	30°	45°	60°
14.0	7.0	7.0				6.1					5.4														
16.0	6.8	6.6	6.3			6.1	6.0				5.4					4.7									
18.0	6.3	6.1	5.9	5.7		5.9	5.7	5.3			5.4	5.2				4.7					4.2				
20.0	6.0	5.8	5.5	5.3	5.3	5.5	5.3	5.0	4.8		5.2	4.9				4.7	4.5				4.2				
22.0	5.6	5.4	5.1	5.0	5.0	5.2	5.0	4.7	4.5	4.5	4.8	4.6	4.3			4.6	4.3				4.2	4.0			
24.0	5.3	5.1	4.8	4.7	4.7	4.9	4.7	4.4	4.3	4.2	4.5	4.3	4.1	3.9		4.3	4.0	3.8			4.0	3.7			
26.0	4.9	4.8	4.6	4.4	4.4	4.6	4.4	4.2	4.1	4.0	4.3	4.1	3.9	3.7	3.7	4.0	3.8	3.6			3.8	3.5	3.3		
28.0	4.6	4.5	4.3	4.2	4.2	4.3	4.1	3.9	3.9	3.8	4.0	3.8	3.6	3.5	3.5	3.8	3.6	3.4	3.3	3.2	3.6	3.4	3.1		
30.0	4.3	4.2	4.1	4.0		4.1	3.9	3.7	3.6	3.6	3.8	3.6	3.5	3.3	3.3	3.6	3.4	3.2	3.1	3.1	3.3	3.2	3.0	2.9	
32.0	4.0	4.0	3.9	3.8		3.8	3.7	3.5	3.4		3.6	3.4	3.3	3.2	3.2	3.4	3.2	3.0	2.9	2.9	3.2	3.0	2.8	2.7	
34.0	3.8	3.7	3.6	3.6		3.6	3.5	3.3	3.3		3.4	3.2	3.1	3.0	3.0	3.2	3.0	2.9	2.8	2.8	3.0	2.9	2.7	2.6	
36.0	3.6	3.5	3.4	3.4		3.4	3.3	3.2	3.1		3.2	3.1	2.9	2.8		3.0	2.9	2.7	2.7	2.6	2.8	2.7	2.6	2.5	
38.0	3.3	3.3	3.2	3.2		3.2	3.1	3.0	2.9		3.0	2.9	2.8	2.7		2.9	2.7	2.6	2.5		2.7	2.5	2.4	2.3	
40.0	3.1	3.1	3.0	3.0		3.0	2.9	2.8	2.8		2.8	2.8	2.6	2.6		2.7	2.6	2.4	2.4		2.5	2.4	2.3	2.2	
42.0	3.0	2.9	2.8			2.8	2.7	2.7	2.6		2.7	2.6	2.5	2.4		2.5	2.4	2.3	2.3		2.4	2.3	2.2	2.1	
44.0	2.8	2.7	2.7			2.6	2.6	2.5	2.5		2.5	2.4	2.4	2.3		2.4	2.3	2.2	2.1		2.3	2.2	2.0	2.0	
46.0	2.4	2.6	2.5			2.5	2.4	2.4			2.4	2.3	2.3	2.2		2.3	2.2	2.1	2.0		2.2	2.1	1.9	1.9	
48.0	2.3	2.3	2.2			2.2	2.3	2.2			2.2	2.2	2.1			2.1	2.1	2.0	2.0		2.0	2.0	1.8	1.8	
50.0	2.1	2.1	2.1			2.0	2.0	2.1			2.1	2.0	2.0			2.0	1.9	1.9	1.9		1.9	1.9	1.8	1.7	
55.0						1.3	1.5	1.7			1.6	1.6	1.6			1.6	1.7	1.6			1.6	1.6	1.6		
60.0																1.0	1.3	1.3			1.3	1.2	1.3		
θ (°)	46-84	47-84	45-84	57-84	70-84	43-84	44-84	45-84	57-84	70-84	46-84	47-84	45-84	57-84	70-84	43-84	44-84	45-84	57-84	70-84	45-84	47-84	45-84	57-84	70-84
Standard hook	7.8 t																								
The weights of the hooks	300 kg																								
Standard number of part lines	1																								

Note: 71 t counterweight, 8.3 m outrigger extension width

■ Performance FB

55.0 m Boom + 1.85 m + Fully Automatic Luffing Jib

Unit: ton

Jib length (m)	8.5					11.6					14.7					17.8					20.9				
	Offset					Offset					Offset					Offset					Offset				
Working radius (m)	5°	15°	30°	45°	60°	5°	15°	30°	45°	60°	5°	15°	30°	45°	60°	5°	15°	30°	45°	60°	5°	15°	30°	45°	60°
11.0	11.5																								
12.0	11.5	11.5				10.0																			
14.0	11.5	11.5	11.4			10.0	10.0				6.9					6.7									
16.0	11.2	11.0	10.6	10.4	10.4	10.0	9.9	9.7			6.9					6.7					5.6				
18.0	10.5	10.2	9.9	9.7	9.7	9.6	9.5	9.1	8.9		6.9	6.9				6.7	6.7				5.6				
20.0	9.8	9.6	9.3	9.1	9.1	9.3	8.9	8.6	8.4	8.4	6.9	6.9	6.9			6.7	6.7				5.6	5.6			
22.0	9.2	9.0	8.7	8.6	8.6	8.7	8.4	8.1	8.0	8.0	6.9	6.9	6.9	6.9		6.7	6.7	6.3			5.6	5.6			
24.0	8.5	8.4	8.2	8.1	8.1	8.1	7.9	7.6	7.5	7.5	6.9	6.9	6.9	6.9	6.4	6.7	6.7	6.1	5.6		5.6	5.6	5.0		
26.0	7.9	7.8	7.7	7.6	7.6	7.6	7.4	7.2	7.1	7.1	6.9	6.9	6.7	6.6	6.3	6.6	6.5	5.9	5.5	5.1	5.6	5.6	4.8		
28.0	7.3	7.3	7.2	7.2		7.1	7.0	6.8	6.7	6.7	6.7	6.5	6.3	6.2	6.2	6.4	6.2	5.8	5.4	5.0	5.6	5.4	4.7	4.3	
30.0	6.8	6.8	6.7	6.7		6.6	6.6	6.4	6.4		6.3	6.2	6.0	5.9	5.9	6.0	5.9	5.6	5.2	4.9	5.5	5.2	4.6	4.2	3.9
32.0	5.6	6.0	6.3	6.3		6.2	6.2	6.1	6.1		6.0	5.8	5.7	5.6	5.6	5.7	5.5	5.4	5.1	4.9	5.3	5.0	4.4	4.1	3.8
34.0	4.3	4.7	5.1	5.4		5.0	5.5	5.8	5.7		5.6	5.5	5.4	5.3		5.4	5.3	5.1	5.0	4.9	5.2	4.9	4.3	4.0	3.8
36.0	3.2	3.6	4.0	4.2		3.9	4.4	5.0	5.3		4.8	5.2	5.1	5.1		5.1	5.0	4.9	4.8		4.9	4.7	4.2	4.0	3.7
38.0	2.3	2.6	2.9	3.1		2.9	3.4	3.9	4.2		3.8	4.3	4.9	4.8		4.3	4.8	4.6	4.6		4.7	4.5	4.1	3.9	3.7
40.0		1.7	2.0			2.1	2.5	2.9	3.2		2.9	3.4	4.0	4.4		3.4	4.0	4.4	4.4		4.0	4.3	4.0	3.8	
42.0							1.7	2.1			2.1	2.6	3.1	3.5		2.6	3.2	3.9	4.2		3.2	3.8	3.9	3.7	
44.0											1.4	1.8	2.3	2.6		1.9	2.4	3.1	3.5		2.4	3.1	3.8	3.7	
46.0													1.6			1.7	2.3	2.6			1.8	2.4	3.1	3.6	
48.0																	1.6					1.7	2.4	2.8	
50.0																							1.7	2.1	
θ (°)	53-84	52-84	53-84	55-84	69-84	53-84	52-84	54-84	55-84	69-84	51-84	53-84	53-84	55-84	69-84	53-84	53-84	53-84	55-84	69-84	53-84	54-84	54-84	55-84	69-84
Standard hook	25 t										7.8 t														
The weights of the hooks	450 kg										300 kg														
Standard number of part lines	2										1														

Note: 47 t counterweight, 8.3 m outrigger extension width.

■ Performance FB

59.2 m Boom + 1.85 m + Fully Automatic Luffing Jib

Unit: ton

Jib length (m)	8.5					11.6					14.7					17.8					20.9				
	Offset					Offset					Offset					Offset					Offset				
Working radius (m)	5°	15°	30°	45°	60°	5°	15°	30°	45°	60°	5°	15°	30°	45°	60°	5°	15°	30°	45°	60°	5°	15°	30°	45°	60°
11.0	9.6																								
12.0	9.6	9.4				7.5																			
14.0	9.0	8.7	8.3			7.5	7.5				6.5					5.7									
16.0	8.4	8.3	7.7	7.5		7.5	7.4				6.5	6.5				5.7					5.0				
18.0	8.1	7.8	7.3	7.1	7.0	7.2	6.9	6.5			6.5	6.3				5.7	5.7				5.0				
20.0	7.5	7.3	6.9	6.7	6.6	7.0	6.5	6.1	5.9		6.3	6.0	5.5			5.7	5.5				5.0	5.0			
22.0	7.1	6.8	6.6	6.3	6.3	6.5	6.2	5.8	5.6	5.5	5.9	5.6	5.2	5.0		5.5	5.2	4.8			5.0	4.8			
24.0	6.6	6.4	6.2	6.0	6.0	6.1	5.9	5.5	5.3	5.3	5.7	5.3	5.0	4.8	4.7	5.2	4.9	4.6			4.8	4.5	4.2		
26.0	6.2	6.0	5.8	5.7	5.7	5.8	5.6	5.2	5.0	5.0	5.4	5.1	4.8	4.6	4.5	5.0	4.7	4.4	4.2		4.6	4.3	4.0		
28.0	5.9	5.7	5.5	5.4		5.4	5.2	5.0	4.8	4.8	5.1	4.8	4.5	4.4	4.3	4.8	4.4	4.2	4.0	3.9	4.3	4.1	3.8	3.6	
30.0	5.5	5.4	5.2	5.1		5.1	5.0	4.8	4.6		4.8	4.6	4.3	4.2	4.2	4.5	4.2	4.0	3.8	3.8	4.2	3.9	3.6	3.5	
32.0	5.2	5.1	4.9	4.9		4.9	4.7	4.5	4.4		4.5	4.4	4.1	4.0	4.0	4.3	4.0	3.8	3.7	3.6	4.0	3.7	3.5	3.3	3.3
34.0	4.7	4.8	4.7	4.6		4.6	4.4	4.3	4.2		4.3	4.1	3.9	3.8		4.1	3.9	3.6	3.5	3.5	3.8	3.5	3.3	3.2	3.2
36.0	3.6	3.9	4.3	4.4		4.3	4.2	4.1	4.0		4.1	3.9	3.8	3.7		3.8	3.7	3.4	3.3		3.6	3.4	3.2	3.1	3.1
38.0	2.6	2.9	3.3	3.5		3.5	3.9	3.9	3.8		3.9	3.7	3.6	3.5		3.6	3.5	3.3	3.2		3.4	3.2	3.0	3.0	3.0
40.0		2.0	2.3			2.6	3.0	3.5	3.7		3.1	3.5	3.4	3.4		3.5	3.3	3.2	3.1		3.3	3.1	2.9	2.8	
42.0						1.8	2.2	2.6	2.8		2.3	2.8	3.3	3.2		2.8	3.2	3.1	3.0		3.1	3.0	2.8	2.7	
44.0								1.8			1.6	2.1	2.6	2.9		2.1	2.6	2.9	2.9		2.6	2.8	2.7	2.6	
46.0													1.9				1.9	2.5	2.8		2.0	2.5	2.6	2.5	
48.0																		1.9	2.2			1.9	2.5	2.4	
50.0																							1.9	2.4	
θ (°)	55-84	54-84	55-84	57-84	70-84	54-84	55-84	54-84	57-84	70-84	54-84	55-84	55-84	57-84	70-84	55-84	56-84	56-84	57-84	70-84	56-84	56-84	57-84	57-84	70-84
Standard hook	25 t										7.8 t														
The weights of the hooks	450 kg										300 kg														
Standard number of part lines	2										1														

Note: 47 t counterweight, 8.3 m outrigger extension width.

■ Performance FB

63.4 m Boom + 1.85 m + Fully Automatic Luffing Jib

Unit: ton

Jib length (m)	8.5					11.6					14.7					17.8					20.9										
	Offset					Offset					Offset					Offset					Offset										
Working radius (m)	5°	15°	30°	45°	60°	5°	15°	30°	45°	60°	5°	15°	30°	45°	60°	5°	15°	30°	45°	60°	5°	15°	30°	45°	60°						
14.0	7.0	7.0				6.1					5.4																				
16.0	6.8	6.6	6.3			6.1	6.0				5.4					4.7															
18.0	6.3	6.1	5.9	5.7		5.9	5.7	5.3			5.4	5.2				4.7								4.2							
20.0	6.0	5.8	5.5	5.3	5.3	5.5	5.3	5.0	4.8		5.2	4.9				4.7	4.5							4.2							
22.0	5.6	5.4	5.1	5.0	5.0	5.2	5.0	4.7	4.5	4.5	4.8	4.6	4.3			4.6	4.3							4.2	4.0						
24.0	5.3	5.1	4.8	4.7	4.7	4.9	4.7	4.4	4.3	4.2	4.5	4.3	4.1	3.9		4.3	4.0	3.8						4.0	3.7						
26.0	4.9	4.8	4.6	4.4	4.4	4.6	4.4	4.2	4.1	4.0	4.3	4.1	3.9	3.7	3.7	4.0	3.8	3.6						3.8	3.5	3.3					
28.0	4.6	4.5	4.3	4.2	4.2	4.3	4.1	3.9	3.9	3.8	4.0	3.8	3.6	3.5	3.5	3.8	3.6	3.4	3.3	3.2				3.6	3.4	3.1					
30.0	4.3	4.2	4.1	4.0		4.1	3.9	3.7	3.6	3.6	3.8	3.6	3.5	3.3	3.3	3.6	3.4	3.2	3.1	3.1	3.3	3.2	3.0	2.9	3.2	3.0	2.7	2.7			
32.0	4.0	4.0	3.9	3.8		3.8	3.7	3.5	3.4		3.6	3.4	3.3	3.2	3.2	3.4	3.2	3.0	2.9	2.9	3.2	3.0	2.8	2.9	3.2	3.0	2.8	2.7	2.7		
34.0	3.8	3.7	3.6	3.6		3.6	3.5	3.3	3.3		3.4	3.2	3.1	3.0	3.0	3.2	3.0	2.9	2.8	2.8	3.0	2.9	2.7	2.6	2.6	3.0	2.9	2.7	2.6	2.6	
36.0	3.6	3.5	3.4	3.4		3.4	3.3	3.2	3.1		3.2	3.1	2.9	2.8		3.0	2.9	2.7	2.7	2.6	2.8	2.7	2.6	2.5	2.4	2.8	2.7	2.6	2.5	2.4	
38.0	3.1	3.3	3.2	3.2		3.2	3.1	3.0	2.9		3.0	2.9	2.8	2.7		2.9	2.7	2.6	2.5		2.7	2.5	2.4	2.3	2.3	2.7	2.5	2.4	2.3	2.3	
40.0	2.3	2.6	2.9	3.0		2.8	2.9	2.8	2.8		2.8	2.8	2.6	2.6		2.7	2.6	2.4	2.4		2.5	2.4	2.3	2.2	2.2	2.5	2.4	2.3	2.2	2.2	
42.0		1.7	2.0			2.1	2.4	2.7	2.6		2.6	2.6	2.5	2.4		2.5	2.4	2.3	2.3		2.4	2.3	2.2	2.1		2.4	2.3	2.2	2.1		
44.0								2.1	2.3		1.9	2.3	2.4	2.3		2.3	2.3	2.2	2.1		2.3	2.2	2.0	2.0		2.3	2.2	2.0	2.0		
46.0													2.1	2.2		2.1	2.1	2.0			2.1	2.1	1.9	1.9		2.1	2.1	1.9	1.9		
48.0																	2.0	2.0				2.0	1.8	1.8							
50.0																		1.8													
θ (°)	56-84	55-84	56-84	57-84	70-84	56-84	57-84	57-84	57-84	70-84	56-84	58-84	58-84	57-84	70-84	57-84	58-84	58-84	57-84	70-84	58-84	58-84	59-84	61-84	70-84	58-84	58-84	59-84	61-84	70-84	
Standard hook	7.8 t																														
The weights of the hooks	300 kg																														
Standard number of part lines	1																														

Note: 47 t counterweight, 8.3 m outrigger extension width.

Performance FC

30.0 m Boom + 1.85 m + Fully Automatic Luffing Jib

Unit: ton

Jib length (m)	8.5					11.6					14.7					17.8					20.9				
	Offset					Offset					Offset					Offset					Offset				
Working radius (m)	5°	15°	30°	45°	60°	5°	15°	30°	45°	60°	5°	15°	30°	45°	60°	5°	15°	30°	45°	60°	5°	15°	30°	45°	60°
7.0	26.1	20.9				14.6					13.9														
8.0	24.4	19.9				14.6	14.6				13.9					13.5									
9.0	22.8	19.0	15.8			14.6	14.6				13.9					13.4							5.6		
10.0	21.5	18.2	15.3	13.6		14.6	14.5				13.9	12.4				13.0							5.6		
11.0	20.3	17.4	14.9	13.3	12.2	14.6	13.8	11.5			13.9	11.8				12.5	10.2						5.6		
12.0	19.2	16.7	14.5	13.1	12.1	14.6	13.2	11.2			13.4	11.3				11.7	9.8						5.6		
14.0	17.3	15.5	13.8	12.7	11.9	13.9	12.2	10.6	9.5	8.6	12.0	10.3	8.8			10.4	8.9						5.6	5.6	
16.0	15.8	14.4	13.2	12.4	11.8	12.6	11.3	10.0	9.2	8.5	10.8	9.5	8.3	7.4		9.3	8.2	7.0					5.6	5.6	
18.0	14.5	13.5	12.6	12.1	11.7	11.5	10.5	9.6	8.9	8.4	9.8	8.8	7.8	7.1	6.5	8.4	7.6	6.6	5.8				5.6	5.6	
20.0	13.4	12.7	12.1	11.9		10.5	9.8	9.1	8.7	8.3	8.9	8.2	7.5	6.9	6.4	7.7	7.0	6.3	5.6	5.0			5.6	5.6	
22.0	10.7	11.3	11.7	11.7		9.7	9.2	8.8	8.5	8.3	8.2	7.7	7.1	6.7	6.3	7.0	6.5	6.0	5.4	4.9		5.6	5.6		
24.0	8.3	8.8	9.4	9.7		9.0	8.7	8.4	8.3		7.6	7.2	6.8	6.5	6.3	6.5	6.1	5.7	5.3	4.8		5.6	5.5		
26.0	6.3	6.7	7.2	7.4		7.6	8.3	8.2	8.2		7.0	6.8	6.6	6.4		6.0	5.7	5.4	5.1	4.8		5.4	5.2		
28.0	4.6	5.0	5.3			5.9	6.5	7.1	7.4		6.5	6.4	6.3	6.3		5.5	5.4	5.2	5.0			5.0	4.8		
30.0	3.2	3.5	3.7			4.5	4.9	5.4			5.5	6.1	6.1	6.2		5.2	5.1	5.0	4.9			4.7	4.6		
32.0	2.0	2.2	2.3			3.2	3.6	3.9			4.2	4.7	5.4			4.8	4.8	4.9	4.8			4.3	4.3		
34.0		1.0				2.1	2.4	2.6			3.1	3.5	4.0			3.9	4.5	4.7	4.8			4.1	4.1		
36.0						1.1	1.3				2.1	2.5	2.9			2.9	3.4	4.0				3.8	3.9		
38.0											1.2	1.5	1.8			2.0	2.5	2.9				3.0	3.6		
40.0																1.3	1.6	1.9				2.2	2.7		
42.0																						1.5	1.9		
44.0																							1.2		
θ (°)	33-84	28-84	34-84	50-84	65-84	10-84	20-84	35-84	50-84	65-84	10-84	20-84	35-84	51-84	66-84	10-84	20-84	35-84	51-84	67-84	10-84	20-84	35-84		
Standard hook	80 t					25 t					7.8 t														
The weights of the hooks	1150 kg					450 kg					300 kg														
Standard number of part lines	4					2					1														

Note: 35 t counterweight, 8.3 m outrigger extension width.

Performance FC

34.1 m Boom + 1.85 m + Fully Automatic Luffing Jib

Unit: ton

Jib length (m)	8.5					11.6					14.7					17.8					20.9				
	Offset					Offset					Offset					Offset					Offset				
Working radius (m)	5°	15°	30°	45°	60°	5°	15°	30°	45°	60°	5°	15°	30°	45°	60°	5°	15°	30°	45°	60°	5°	15°	30°	45°	60°
7.0	27.5	21.5				14.6					13.9					13.5									
8.0	25.8	20.5				14.6					13.9					13.2									
9.0	24.2	19.7	16.0			14.6	14.6				13.9	12.8				12.8									
10.0	22.8	18.8	15.6			14.6	14.6				13.9	12.2				12.4	10.5						5.6		
11.0	21.6	18.1	15.2	13.4		14.6	14.6	11.9			13.9	12.2				12.4	10.5					5.6			
12.0	20.5	17.4	14.8	13.2	12.1	14.6	14.1	11.6			13.9	11.7				12.0	10.0					5.6			
14.0	18.5	16.2	14.1	12.8	11.9	14.6	13.0	11.0	9.7		12.8	10.7	8.9			11.0	9.2					5.6	5.6		
16.0	16.9	15.1	13.5	12.5	11.8	13.9	12.1	10.4	9.4	8.6	11.5	9.9	8.4	7.4		9.9	8.5	7.1				5.6	5.6		
18.0	15.6	14.2	12.9	12.2	11.7	12.6	11.3	10.0	9.1	8.4	10.4	9.2	8.0	7.2	6.5	9.0	7.8	6.7				5.6	5.6		
20.0	13.4	13.4	12.5	12.0	11.7	11.6	10.6	9.5	8.9	8.4	9.6	8.6	7.6	6.9	6.4	8.2	7.3	6.4	5.6			5.6	5.6		
22.0	10.7	11.3	12.0	11.8		10.7	9.9	9.2	8.7	8.3	8.8	8.1	7.3	6.7	6.3	7.5	6.8	6.1	5.5	4.9		5.6	5.6		
24.0	8.3	8.8	9.5	9.9		9.6	9.4	8.8	8.5		8.1	7.6	7.0	6.6	6.2	6.9	6.4	5.8	5.3	4.8		5.6	5.6		
26.0	6.2	6.7	7.3	7.6		7.5	8.2	8.5	8.4		7.5	7.1	6.7	6.4	6.2	6.4	6.0	5.6	5.2	4.7		5.6	5.4		
28.0	4.6	5.0	5.4	5.6		5.8	6.4	7.2	7.6		6.8	6.8	6.5	6.3		5.9	5.7	5.3	5.0	4.7		5.4	5.1		
30.0	3.1	3.5	3.8			4.4	4.9	5.5	5.8		5.3	6.0	6.3	6.2		5.5	5.4	5.1	4.9			5.0	4.8		
32.0	1.9	2.2	2.5			3.1	3.6	4.1			4.0	4.6	5.4	5.8		4.8	5.1	5.0	4.8			4.7	4.5		
34.0						2.0	2.4	2.8			2.9	3.5	4.1	4.4		3.7	4.3	4.8	4.8			4.4	4.3		
36.0						1.0	1.4	1.7			2.0	2.4	2.9			2.7	3.3	4.0	4.4			3.6	4.1		
38.0											1.1	1.5	1.9			1.8	2.3	2.9				2.8	3.4		
40.0																1.0	1.5	2.0				2.0	2.5		
42.0																		1.1				1.3	1.8		
44.0																						1.0	1.5		
θ (°)	41-84	42-84	43-84	51-84	66-84	38-84	39-84	37-84	52-84	66-84	39-84	41-84	43-84	51-84	66-84	40-84	42-84	41-84	51-84	67-84	41-84	41-84	44-84		
Standard hook	80 t					25 t					7.8 t														
The weights of the hooks	1150 kg					450 kg					300 kg														
Standard number of part lines	4					2					1														

Note: 35 t counterweight, 8.3 m outrigger extension width.

Performance FC

38.3 m Boom + 1.85 m + Fully Automatic Luffing Jib

Unit: ton

Jib length (m)	8.5					11.6					14.7					17.8					20.9						
	Offset					Offset					Offset					Offset					Offset						
Working radius (m)	5°	15°	30°	45°	60°	5°	15°	30°	45°	60°	5°	15°	30°	45°	60°	5°	15°	30°	45°	60°	5°	15°	30°	45°	60°		
7.0	25.0																										
8.0	25.0	21.6				14.6																					
9.0	25.0	20.7				14.6					13.9					12.9											
10.0	24.7	19.9	16.1			14.6	14.6				13.9					12.6											
11.0	23.4	19.1	15.7			14.6	14.6				13.9	12.6				12.2							5.6				
12.0	22.2	18.4	15.3	13.5	12.2	14.6	14.6	11.8			13.9	12.1				11.8	10.1						5.6				
14.0	20.2	17.2	14.6	13.1	12.1	14.6	13.6	11.2	9.8		13.6	11.1	9.1			11.1	9.5						5.6				
16.0	18.4	16.1	14.0	12.8	11.9	14.6	12.6	10.7	9.5	8.6	12.3	10.3	8.6			10.6	8.8	7.2					5.6	5.6			
18.0	16.9	15.1	13.5	12.5	11.8	13.5	11.8	10.2	9.2	8.5	11.2	9.6	8.2	7.3		9.6	8.2	6.9					5.6	5.6			
20.0	13.5	14.2	13.0	12.2	11.8	12.5	11.1	9.8	9.0	8.4	10.2	9.0	7.8	7.0	6.4	8.8	7.6	6.5	5.7				5.6	5.6	5.6		
22.0	10.8	11.4	12.1	12.0		11.5	10.5	9.4	8.8	8.3	9.4	8.5	7.5	6.8	6.3	8.0	7.1	6.2	5.5	4.9			5.6	5.6	5.5		
24.0	8.3	8.9	9.7	10.1		9.5	9.9	9.1	8.6	8.3	8.7	8.0	7.2	6.7	6.2	7.4	6.7	6.0	5.4	4.8			5.6	5.6	5.3	4.5	
26.0	6.3	6.8	7.5	7.8		7.4	8.2	8.8	8.5		8.1	7.5	6.9	6.5	6.2	6.9	6.3	5.7	5.2	4.8			5.6	5.6	5.0	4.4	3.9
28.0	4.6	5.1	5.6	5.9		5.7	6.4	7.2	7.7		6.6	7.1	6.7	6.4		6.4	6.0	5.5	5.1	4.7			5.6	5.3	4.8	4.3	3.8
30.0	3.2	3.6	4.0	4.2		4.3	4.8	5.5	5.9		5.1	5.9	6.5	6.3		5.9	5.7	5.3	5.0				5.4	5.0	4.6	4.2	3.8
32.0	2.0	2.3	2.6			3.0	3.5	4.1	4.4		3.9	4.5	5.4	5.9		4.6	5.4	5.1	4.9				5.0	4.8	4.4	4.1	3.8
34.0		1.2	1.4			1.9	2.4	2.9	3.1		2.8	3.4	4.1	4.5		3.5	4.2	5.0	4.8				4.4	4.5	4.3	4.0	
36.0							1.3	1.7			1.8	2.3	2.9	3.3		2.5	3.2	4.0	4.5				3.4	4.2	4.1	3.9	
38.0												1.4	1.9			1.6	2.2	2.9	3.3				2.5	3.3	4.0	3.8	
40.0																	1.4	2.0					1.8	2.4	3.2	3.7	
42.0																		1.1					1.0	1.6	2.3	2.7	
44.0																										1.5	
θ (°)	46-84	44-84	45-84	51-84	67-84	47-84	45-84	47-84	51-84	67-84	47-84	46-84	49-84	51-84	67-84	47-84	47-84	47-84	52-84	68-84	46-84	49-84	49-84	52-84	68-84	68-84	
Standard hook	80 t					25 t					7.8 t																
The weights of the hooks	1150 kg					450 kg					300 kg																
Standard number of part lines	4					2					1																

Note: 35 t counterweight, 8.3 m outrigger extension width.

Performance FC

42.5 m Boom + 1.85 m + Fully Automatic Luffing Jib

Jib length (m)	8.5					11.6					14.7					17.8					20.9								
	Offset					Offset					Offset					Offset					Offset								
Working radius (m)	5°	15°	30°	45°	60°	5°	15°	30°	45°	60°	5°	15°	30°	45°	60°	5°	15°	30°	45°	60°	5°	15°	30°	45°	60°				
8.0	21.3																												
9.0	21.3	21.3				14.6																							
10.0	21.3	20.5				14.6					13.9					11.5													
11.0	21.3	19.7	15.9			14.6	14.6				13.9					11.5													
12.0	21.0	19.0	15.6	13.6		14.6	14.6				13.8	12.0				11.5							5.6						
14.0	19.5	17.8	14.9	13.3	12.1	14.6	14.1	11.4			13.1	11.4				10.8	9.4						5.6						
16.0	18.1	16.7	14.3	12.9	12.0	14.6	13.1	10.9	9.6	8.6	12.4	10.7	8.8			10.2	8.9						5.6	5.6					
18.0	16.7	15.8	13.8	12.6	11.8	14.4	12.3	10.5	9.4	8.5	11.9	10.0	8.4	7.3		9.8	8.5	7.0					5.6	5.6					
20.0	13.7	14.4	13.3	12.4	11.8	13.3	11.6	10.1	9.1	8.4	10.9	9.4	8.0	7.1	6.4	9.3	7.9	6.7	5.8					5.6	5.6	5.6			
22.0	11.0	11.6	12.3	12.2	11.7	11.9	10.9	9.7	8.9	8.3	10.1	8.8	7.7	6.9	6.3	8.6	7.4	6.4	5.6	4.9				5.6	5.6	5.5			
24.0	8.5	9.2	9.9	10.4		9.6	10.4	9.4	8.7	8.3	9.3	8.3	7.4	6.8	6.3	7.9	7.0	6.1	5.4	4.8				5.6	5.6	5.3	4.6		
26.0	6.5	7.1	7.7	8.1		7.6	8.3	9.1	8.6	8.2	8.4	7.9	7.1	6.6	6.2	7.3	6.6	5.9	5.3	4.8				5.6	5.6	5.1	4.4	3.9	
28.0	4.8	5.3	5.9	6.2		5.9	6.5	7.4	8.0		6.7	7.5	6.9	6.5	6.2	6.8	6.3	5.7	5.2	4.7				5.6	5.6	4.9	4.3	3.9	
30.0	3.4	3.8	4.3	4.6		4.4	5.0	5.7	6.2		5.2	6.0	6.7	6.4		5.9	5.9	5.5	5.1	4.7				5.6	5.3	4.8	4.2	3.8	
32.0	2.2	2.5	2.9	3.1		3.1	3.7	4.3	4.7		3.9	4.6	5.5	6.1		4.6	5.5	5.3	5.0					5.4	5.0	4.6	4.1	3.8	
34.0			1.8			2.1	2.5	3.1	3.4		2.8	3.5	4.2	4.7		3.5	4.3	5.1	4.9					4.4	4.8	4.4	4.0	3.7	
36.0								2.0	2.2		1.9	2.4	3.1	3.5		2.5	3.2	4.1	4.7					3.4	4.2	4.3	4.0		
38.0													2.1	2.4		1.7	2.3	3.0	3.5					2.5	3.3	4.1	3.9		
40.0																		2.1	2.5					1.8	2.4	3.3	3.8		
42.0																			1.6					1.7	2.4	2.9			
44.0																										1.6	2.1		
θ (°)	51-84	52-84	50-84	51-84	67-84	51-84	53-84	52-84	51-84	67-84	51-84	53-84	53-84	51-84	67-84	51-84	53-84	54-84	52-84	68-84	52-84	52-84	53-84	52-84	68-84	68-84			
Standard hook	25 t					25 t					7.8 t																		
The weights of the hooks	450 kg					450 kg					300 kg																		
Standard number of part lines	3					2					1																		

Note: 35 t counterweight, 8.3 m outrigger extension width.

Performance FC

46.7 m Boom + 1.85 m + Fully Automatic Luffing Jib

Unit: ton

Jib length (m)	8.5					11.6					14.7					17.8					20.9				
	Offset					Offset					Offset					Offset					Offset				
Working radius (m)	5°	15°	30°	45°	60°	5°	15°	30°	45°	60°	5°	15°	30°	45°	60°	5°	15°	30°	45°	60°	5°	15°	30°	45°	60°
9.0	17.5																								
10.0	17.5	17.5				14.2																			
11.0	17.5	17.5				14.2					12.0					10.1									
12.0	17.5	17.5	15.8			14.2	14.0				12.0					10.1									
14.0	16.9	16.4	15.2	13.4		14.2	14.0	11.6			12.0	11.1				10.1	9.1				5.6				
16.0	15.5	15.1	14.6	13.1	12.0	14.2	13.6	11.1	9.7		12.0	10.6	8.9			9.9	8.7				5.6				
18.0	14.3	14.0	13.7	12.8	11.9	13.4	12.8	10.7	9.5	8.5	11.5	10.2	8.5			9.4	8.3	7.0			5.6	5.6			
20.0	13.2	13.0	12.7	12.5	11.8	12.5	12.1	10.3	9.2	8.4	11.2	9.7	8.2	7.2	6.4	9.0	8.0	6.8			5.6	5.6			
22.0	11.1	11.7	11.8	11.8	11.7	11.6	11.4	9.9	9.0	8.4	10.7	9.2	7.9	7.0	6.4	8.8	7.6	6.5	5.6		5.6	5.6	5.4		
24.0	8.7	9.3	10.1	10.6		9.7	10.5	9.6	8.8	8.3	9.9	8.7	7.6	6.8	6.3	8.4	7.3	6.2	5.5	4.8	5.6	5.6	5.2		
26.0	6.7	7.2	7.9	8.4		7.7	8.5	9.3	8.7	8.3	8.5	8.2	7.3	6.7	6.2	7.8	6.9	6.0	5.4	4.8	5.6	5.6	5.1	4.5	
28.0	5.0	5.5	6.1	6.5		6.0	6.7	7.6	8.2		6.7	7.6	7.1	6.6	6.2	7.3	6.5	5.8	5.2	4.7	5.6	5.6	4.9	4.4	3.9
30.0	3.6	4.0	4.5	4.8		4.5	5.1	5.9	6.4		5.3	6.1	6.8	6.4	6.1	5.9	6.2	5.6	5.1	4.7	5.6	5.4	4.7	4.3	3.8
32.0	2.3	2.7	3.2	3.4		3.3	3.8	4.5	4.9		4.0	4.7	5.6	6.3		4.6	5.5	5.4	5.0	4.7	5.5	5.2	4.6	4.2	3.8
34.0				2.2		2.2	2.7	3.3	3.6		2.9	3.6	4.4	4.9		3.5	4.3	5.2	4.9		4.4	5.0	4.5	4.1	3.7
36.0								2.2	2.5			2.5	3.2	3.7		2.5	3.3	4.2	4.8		3.4	4.3	4.4	4.0	
38.0													2.3	2.6			2.3	3.1	3.7		2.5	3.3	4.2	3.9	
40.0																		2.2	2.7		1.7	2.5	3.4	3.9	
42.0																			1.8			1.7	2.5	3.1	
44.0																						1.7	2.2		
46.0																							1.4		
θ (°)	54-84	55-84	57-84	54-84	68-84	54-84	56-84	55-84	56-84	68-84	56-84	56-84	56-84	57-84	68-84	56-84	56-84	57-84	56-84	69-84	54-84	55-84	56-84	55-84	69-84
Standard hook	25 t					25 t										7.8 t									
The weights of the hooks	450 kg					450 kg										300 kg									
Standard number of part lines	3					2										1									

Note: 35 t counterweight, 8.3 m outrigger extension width.

Performance FC

50.9 m Boom + 1.85 m + Fully Automatic Luffing Jib

Unit: ton

Jib length (m)	8.5					11.6					14.7					17.8					20.9				
	Offset					Offset					Offset					Offset					Offset				
Working radius (m)	5°	15°	30°	45°	60°	5°	15°	30°	45°	60°	5°	15°	30°	45°	60°	5°	15°	30°	45°	60°	5°	15°	30°	45°	60°
10.0	13.8																								
11.0	13.8	13.8				11.8																			
12.0	13.8	13.8				11.8					10.1														
14.0	13.8	13.8	13.3	13.0		11.8	11.8				10.1	10.1				6.7									
16.0	13.4	13.0	12.5	12.2	12.1	11.8	11.8	11.3			10.1	10.0				6.7					5.6				
18.0	12.3	12.1	11.7	11.5	11.4	11.5	11.2	10.7	9.5		10.1	9.6	8.4			6.7	6.7				5.6	5.6			
20.0	11.4	11.2	11.0	10.8	10.8	10.9	10.5	10.1	9.3	8.5	10.0	9.5	8.2	7.3		6.7	6.7	6.7			5.6	5.6			
22.0	10.5	10.4	10.3	10.2	10.2	10.1	9.9	9.5	9.1	8.4	9.4	9.1	7.9	7.1	6.4	6.7	6.7	6.5			5.6	5.6	5.3		
24.0	9.1	9.7	9.6	9.6	9.6	9.4	9.3	9.0	8.9	8.3	9.1	8.7	7.7	6.9	6.3	6.7	6.7	6.3	5.7		5.6	5.6	5.1		
26.0	7.1	7.7	8.4	8.9		7.9	8.7	8.5	8.4	8.3	8.5	8.2	7.4	6.8	6.2	6.7	6.7	6.1	5.6	5.0	5.6	5.6	5.0	4.5	
28.0	5.4	5.9	6.5	6.9		6.2	6.9	7.8	8.0		6.9	7.8	7.2	6.6	6.2	6.7	6.7	5.9	5.5	5.0	5.6	5.5	4.8	4.4	3.9
30.0	4.0	4.4	5.0	5.3		4.8	5.4	6.2	6.7		5.5	6.3	7.0	6.5	6.1	6.3	6.5	5.7	5.3	4.9	5.6	5.3	4.7	4.3	3.8
32.0	2.7	3.1	3.6	3.9		3.5	4.1	4.8	5.3		4.2	4.9	5.9	6.4		5.0	5.9	5.6	5.2	4.9	5.6	5.2	4.5	4.2	3.8
34.0			2.4	2.7			2.9	3.6	4.0		3.1	3.8	4.6	5.2		3.9	4.7	5.4	5.1		4.5	5.0	4.4	4.1	3.8
36.0								2.5	2.8			2.7	3.5	4.0		2.9	3.6	4.6	5.0		3.5	4.4	4.3	4.0	3.7
38.0													2.5	2.9			2.7	3.6	4.1		2.6	3.4	4.2	3.9	
40.0																		2.6	3.2		2.6	3.5	3.9		
42.0																			2.3			2.7	3.3		
44.0																						1.9	2.4		
46.0																							1.7		
θ (°)	57-84	58-84	57-84	58-84	69-84	59-84	58-84	58-84	59-84	69-84	59-84	59-84	59-84	60-84	69-84	59-84	59-84	60-84	59-84	69-84	59-84	59-84	58-84	58-84	69-84
Standard hook	25 t					25 t										7.8 t									
The weights of the hooks	450 kg					450 kg										300 kg									
Standard number of part lines	2					2										1									

Note: 35 t counterweight, 8.3 m outrigger extension width.

■ Performance FC

55.0 m Boom + 1.85 m + Fully Automatic Luffing Jib

Unit: ton

Jib length (m)	8.5					11.6					14.7					17.8					20.9				
	Offset					Offset					Offset					Offset					Offset				
Working radius (m)	5°	15°	30°	45°	60°	5°	15°	30°	45°	60°	5°	15°	30°	45°	60°	5°	15°	30°	45°	60°	5°	15°	30°	45°	60°
11.0	11.5																								
12.0	11.5	11.5				10.0																			
14.0	11.5	11.5	11.4			10.0	10.0				6.9					6.7									
16.0	11.2	11.0	10.6	10.4	10.4	10.0	9.9	9.7			6.9					6.7					5.6				
18.0	10.5	10.2	9.9	9.7	9.7	9.6	9.5	9.1	8.9		6.9	6.9				6.7	6.7				5.6				
20.0	9.8	9.6	9.3	9.1	9.1	9.3	8.9	8.6	8.4	8.4	6.9	6.9	6.9			6.7	6.7				5.6	5.6			
22.0	9.2	9.0	8.7	8.6	8.6	8.7	8.4	8.1	8.0	8.0	6.9	6.9	6.9	6.9		6.7	6.7	6.3			5.6	5.6			
24.0	8.5	8.4	8.2	8.1	8.1	8.1	7.9	7.6	7.5	7.5	6.9	6.9	6.9	6.9	6.4	6.7	6.7	6.1	5.6		5.6	5.6	5.0		
26.0	7.4	7.8	7.7	7.6	7.6	7.6	7.4	7.2	7.1	7.1	6.9	6.9	6.7	6.6	6.3	6.6	6.5	5.9	5.5	5.1	5.6	5.6	4.8		
28.0	5.7	6.2	6.8	7.2		6.4	7.0	6.8	6.7	6.7	6.7	6.5	6.3	6.2	6.2	6.4	6.2	5.8	5.4	5.0	5.6	5.4	4.7	4.3	
30.0	4.2	4.7	5.3	5.6		5.0	5.6	6.4	6.4		5.9	6.2	6.0	5.9	5.9	6.0	5.9	5.6	5.2	4.9	5.5	5.2	4.6	4.2	3.9
32.0	3.0	3.4	3.9	4.2		3.7	4.3	5.0	5.5		4.6	5.3	5.7	5.6	5.6	5.2	5.5	5.4	5.1	4.9	5.3	5.0	4.4	4.1	3.8
34.0			2.7	3.0			3.1	3.8	4.2		3.5	4.2	5.0	5.3		4.0	4.8	5.1	5.0	4.9	4.6	4.9	4.3	4.0	3.8
36.0								2.7	3.1		2.5	3.1	3.9	4.4		3.1	3.8	4.7	4.8		3.6	4.5	4.2	4.0	3.7
38.0													2.9	3.4			2.9	3.7	4.3		2.7	3.5	4.1	3.9	3.7
40.0														2.4				2.8	3.4			2.7	3.7	3.8	
42.0																			2.5				2.8	3.5	
44.0																							2.1	2.6	
θ (°)	59-84	60-84	59-84	60-84	69-84	61-84	61-84	60-84	61-84	69-84	59-84	61-84	61-84	60-84	69-84	61-84	61-84	62-84	61-84	69-84	61-84	61-84	60-84	62-84	69-84
Standard hook	25 t										7.8 t														
The weights of the hooks	450 kg										300 kg														
Standard number of part lines	2										1														

Note: 35 t counterweight, 8.3 m outrigger extension width.

■ Performance FC

59.2 m Boom + 1.85 m + Fully Automatic Luffing Jib

Unit: ton

Jib length (m)	8.5					11.6					14.7					17.8					20.9					
	Offset					Offset					Offset					Offset					Offset					
Working radius (m)	5°	15°	30°	45°	60°	5°	15°	30°	45°	60°	5°	15°	30°	45°	60°	5°	15°	30°	45°	60°	5°	15°	30°	45°	60°	
11.0	9.6																									
12.0	9.6	9.4				7.5																				
14.0	9.0	8.7	8.3			7.5	7.5				6.5					5.7										
16.0	8.4	8.3	7.7	7.5		7.5	7.4				6.5	6.5				5.7					5.0					
18.0	8.1	7.8	7.3	7.1	7.0	7.2	6.9	6.5			6.5	6.3				5.7	5.7				5.0					
20.0	7.5	7.3	6.9	6.7	6.6	7.0	6.5	6.1	5.9		6.3	6.0	5.5			5.7	5.5				5.0	5.0				
22.0	7.1	6.8	6.6	6.3	6.3	6.5	6.2	5.8	5.6	5.5	5.9	5.6	5.2	5.0		5.5	5.2	4.8			5.0	4.8				
24.0	6.6	6.4	6.2	6.0	6.0	6.1	5.9	5.5	5.3	5.3	5.7	5.3	5.0	4.8	4.7	5.2	4.9	4.6			4.8	4.5	4.2			
26.0	6.2	6.0	5.8	5.7	5.7	5.8	5.6	5.2	5.0	5.0	5.4	5.1	4.8	4.6	4.5	5.0	4.7	4.4	4.2		4.6	4.3	4.0			
28.0	5.9	5.7	5.5	5.4		5.4	5.2	5.0	4.8	4.8	5.1	4.8	4.5	4.4	4.3	4.8	4.4	4.2	4.0	3.9	4.3	4.1	3.8	3.6		
30.0	4.6	5.1	5.2	5.1		5.1	5.0	4.8	4.6		4.8	4.6	4.3	4.2	4.2	4.5	4.2	4.0	3.8	3.8	4.2	3.9	3.6	3.5		
32.0	3.4	3.8	4.3	4.6		4.3	4.7	4.5	4.4		4.5	4.4	4.1	4.0	4.0	4.3	4.0	3.8	3.7	3.6	4.0	3.7	3.5	3.3	3.3	
34.0			3.1	3.4		3.2	3.7	4.3	4.2		3.7	4.1	3.9	3.8		4.1	3.9	3.6	3.5	3.5	3.8	3.5	3.3	3.2	3.2	
36.0							2.7	3.3	3.7		2.8	3.4	3.8	3.7		3.3	3.7	3.4	3.3		3.6	3.4	3.2	3.1	3.1	
38.0									2.6					3.2	3.5			3.1	3.3	3.2		2.9	3.2	3.0	3.0	3.0
40.0														2.7								2.9	2.9	2.8		
42.0																			2.7				2.8	2.7		
44.0																							2.3	2.6		
46.0																								2.1		
θ (°)	61-84	62-84	62-84	62-84	70-84	61-84	61-84	62-84	62-84	70-84	61-84	63-84	63-84	63-84	70-84	62-84	63-84	63-84	63-84	70-84	62-84	63-84	62-84	62-84	70-84	
Standard hook	25 t										7.8 t															
The weights of the hooks	450 kg										300 kg															
Standard number of part lines	2										1															

Note: 35 t counterweight, 8.3 m outrigger extension width.

■ Performance FC

63.4 m Boom + 1.85 m + Fully Automatic Luffing Jib

Unit: ton

Jib length (m)	8.5					11.6					14.7					17.8					20.9				
	Offset					Offset					Offset					Offset					Offset				
Working radius (m)	5°	15°	30°	45°	60°	5°	15°	30°	45°	60°	5°	15°	30°	45°	60°	5°	15°	30°	45°	60°	5°	15°	30°	45°	60°
14.0	7.0	7.0				6.1					5.4														
16.0	6.8	6.6	6.3			6.1	6.0				5.4					4.7									
18.0	6.3	6.1	5.9	5.7		5.9	5.7	5.3			5.4	5.2				4.7					4.2				
20.0	6.0	5.8	5.5	5.3	5.3	5.5	5.3	5.0	4.8		5.2	4.9				4.7	4.5				4.2				
22.0	5.6	5.4	5.1	5.0	5.0	5.2	5.0	4.7	4.5	4.5	4.8	4.6	4.3			4.6	4.3				4.2	4.0			
24.0	5.3	5.1	4.8	4.7	4.7	4.9	4.7	4.4	4.3	4.2	4.5	4.3	4.1	3.9		4.3	4.0	3.8			4.0	3.7			
26.0	4.9	4.8	4.6	4.4	4.4	4.6	4.4	4.2	4.1	4.0	4.3	4.1	3.9	3.7	3.7	4.0	3.8	3.6			3.8	3.5	3.3		
28.0	4.6	4.5	4.3	4.2	4.2	4.3	4.1	3.9	3.9	3.8	4.0	3.8	3.6	3.5	3.5	3.8	3.6	3.4	3.3	3.2	3.6	3.4	3.1		
30.0	4.3	4.2	4.1	4.0		4.1	3.9	3.7	3.6	3.6	3.8	3.6	3.5	3.3	3.3	3.6	3.4	3.2	3.1	3.1	3.3	3.2	3.0	2.9	
32.0	3.9	4.0	3.9	3.8		3.8	3.7	3.5	3.4		3.6	3.4	3.3	3.2	3.2	3.4	3.2	3.0	2.9	2.9	3.2	3.0	2.8	2.7	
34.0		3.2	3.6	3.6		3.4	3.5	3.3	3.3		3.4	3.2	3.1	3.0	3.0	3.2	3.0	2.9	2.8	2.8	3.0	2.9	2.7	2.6	
36.0				2.9			2.9	3.2	3.1		3.0	3.1	2.9	2.8		3.0	2.9	2.7	2.7	2.6	2.8	2.7	2.6	2.5	
38.0									2.9				2.8	2.7			2.7	2.6	2.5		2.7	2.5	2.4	2.3	
40.0														2.6				2.4	2.4			2.4	2.3	2.2	
42.0																			2.3				2.2	2.1	
44.0																							2.0	2.0	
46.0																								1.9	
θ (°)	63-84	63-84	64-84	63-84	70-84	63-84	63-84	64-84	63-84	70-84	63-84	64-84	65-84	64-84	70-84	64-84	64-84	65-84	65-84	70-84	64-84	64-84	64-84	70-84	
Standard hook	7.8 t																								
The weights of the hooks	300 kg																								
Standard number of part lines	1																								

Note: 35 t counterweight, 8.3 m outrigger extension width.

■ Performance FD

30.0 m Boom + 1.85 m + Fully Automatic Luffing Jib

Unit: ton

Jib length (m)	8.5					11.6					14.7					17.8					20.9				
	Offset					Offset					Offset					Offset					Offset				
Working radius (m)	5°	15°	30°	45°	60°	5°	15°	30°	45°	60°	5°	15°	30°	45°	60°	5°	15°	30°	45°	60°	5°	15°	30°	45°	60°
7.0	26.1	20.9				14.6					13.9														
8.0	24.4	19.9				14.6	14.6				13.9					13.5									
9.0	22.8	19.0	15.8			14.6	14.6				13.9					13.4							5.6		
10.0	21.5	18.2	15.3	13.6		14.6	14.5				13.9	12.4				13.0							5.6		
11.0	20.3	17.4	14.9	13.3	12.2	14.6	13.8	11.5			13.9	11.8				12.5	10.2						5.6		
12.0	19.2	16.7	14.5	13.1	12.1	14.6	13.2	11.2			13.4	11.3				11.7	9.8						5.6		
14.0	17.3	15.5	13.8	12.7	11.9	13.9	12.2	10.6	9.5	8.6	12.0	10.3	8.8			10.4	8.9						5.6	5.6	
16.0	15.8	14.4	13.2	12.4	11.8	12.6	11.3	10.0	9.2	8.5	10.8	9.5	8.3	7.4		9.3	8.2	7.0					5.6	5.6	
18.0	12.5	13.2	12.6	12.1	11.7	11.5	10.5	9.6	8.9	8.4	9.8	8.8	7.8	7.1	6.5	8.4	7.6	6.6	5.8					5.6	5.6
20.0	9.4	10.1	10.9	11.4		10.5	9.8	9.1	8.7	8.3	8.9	8.2	7.5	6.9	6.4	7.7	7.0	6.3	5.6	5.0				5.6	5.6
22.0	6.7	7.4	8.2	8.6		8.2	9.1	8.8	8.5	8.3	8.2	7.7	7.1	6.7	6.3	7.0	6.5	6.0	5.4	4.9				5.6	5.6
24.0	4.6	5.1	5.8	6.1		6.0	6.8	7.8	8.3		7.2	7.2	6.8	6.5	6.3	6.5	6.1	5.7	5.3	4.8				5.6	5.5
26.0	2.9	3.3	3.8	4.0		4.3	4.9	5.7	6.2		5.3	6.2	6.6	6.4		6.0	5.7	5.4	5.1	4.8				5.4	5.2
28.0			2.1			2.8	3.3	4.0	4.3		3.8	4.6	5.6	6.2		4.7	5.4	5.2	5.0					5.0	4.8
30.0						1.5	2.0	2.5			2.6	3.2	4.0	4.5		3.4	4.2	5.0	4.9					4.5	4.6
32.0								1.2			1.5	2.0	2.7			2.3	3.0	3.9	4.5					3.3	4.2
34.0													1.5			1.3	1.9	2.7	3.1					2.4	3.1
36.0																		1.6						1.5	2.2
38.0																								1.3	2.0
40.0																									1.1
θ (°)	47-84	48-84	46-84	50-84	65-84	43-84	46-84	43-84	50-84	65-84	44-84	47-84	45-84	51-84	66-84	45-84	48-84	47-84	51-84	67-84	46-84	46-84	46-84	52-84	68-84
Standard hook	80 t					25 t										7.8 t									
The weights of the hooks	1150 kg					450 kg										300 kg									
Standard number of part lines	4					2										1									

Note: 23.5 t counterweight, 8.3 m outrigger extension width.

■ Performance FD

34.1 m Boom + 1.85 m + Fully Automatic Luffing Jib

Unit: ton

Jib length (m)	8.5					11.6					14.7					17.8					20.9				
	Offset					Offset					Offset					Offset					Offset				
Working radius (m)	5°	15°	30°	45°	60°	5°	15°	30°	45°	60°	5°	15°	30°	45°	60°	5°	15°	30°	45°	60°	5°	15°	30°	45°	60°
7.0	27.5	21.5				14.6					13.9														
8.0	25.8	20.5				14.6					13.9					13.5									
9.0	24.2	19.7	16.0			14.6	14.6				13.9					13.2									
10.0	22.8	18.8	15.6			14.6	14.6				13.9	12.8				12.8									
11.0	21.6	18.1	15.2	13.4		14.6	14.6	11.9			13.9	12.2				12.4	10.5						5.6		
12.0	20.5	17.4	14.8	13.2	12.1	14.6	14.1	11.6			13.9	11.7				12.0	10.0						5.6		
14.0	18.5	16.2	14.1	12.8	11.9	14.6	13.0	11.0	9.7		12.8	10.7	8.9			11.0	9.2						5.6	5.6	
16.0	16.3	15.1	13.5	12.5	11.8	13.9	12.1	10.4	9.4	8.6	11.5	9.9	8.4	7.4		9.9	8.5	7.1					5.6	5.6	
18.0	12.4	13.2	12.9	12.2	11.7	12.6	11.3	10.0	9.1	8.4	10.4	9.2	8.0	7.2	6.5	9.0	7.8	6.7					5.6	5.6	
20.0	9.3	10.1	10.9	11.5	11.7	10.6	10.6	9.5	8.9	8.4	9.6	8.6	7.6	6.9	6.4	8.2	7.3	6.4	5.6				5.6	5.6	
22.0	6.7	7.4	8.2	8.8		8.1	9.0	9.2	8.7	8.3	8.8	8.1	7.3	6.7	6.3	7.5	6.8	6.1	5.5	4.9			5.6	5.6	
24.0	4.5	5.1	5.9	6.3		5.9	6.8	7.8	8.4		7.0	7.6	7.0	6.6	6.2	6.9	6.4	5.8	5.3	4.8			5.6	5.6	
26.0		3.3	3.9	4.2		4.1	4.9	5.8	6.4		5.2	6.1	6.7	6.4	6.2	6.0	6.0	5.6	5.2	4.7			5.6	5.4	
28.0						2.7	3.3	4.1	4.5		3.6	4.5	5.5	6.3		4.5	5.4	5.3	5.0	4.7			5.4	5.1	
30.0							2.0	2.6	2.9		2.4	3.1	4.0	4.6		3.2	4.0	5.1	4.9				4.2	4.8	
32.0												1.9	2.7	3.1		2.1	2.8	3.8	4.5				3.1	4.0	
34.0														1.9			1.8	2.6	3.2				2.1	2.9	
36.0																		1.6	2.0					2.0	
38.0																								2.0	
40.0																								1.5	
θ (°)	55-84	53-84	55-84	56-84	66-84	52-84	51-84	53-84	52-84	66-84	52-84	52-84	54-84	52-84	66-84	52-84	52-84	52-84	54-84	67-84	53-84	53-84	54-84	52-84	68-84
Standard hook	80 t					25 t										7.8 t									
The weights of the hooks	1150 kg					450 kg										300 kg									
Standard number of part lines	4					2										1									

Note: 23.5 t counterweight, 8.3 m outrigger extension width.

■ Performance FD

38.3 m Boom + 1.85 m + Fully Automatic Luffing Jib

Unit: ton

Jib length (m)	8.5					11.6					14.7					17.8					20.9				
	Offset					Offset					Offset					Offset					Offset				
Working radius (m)	5°	15°	30°	45°	60°	5°	15°	30°	45°	60°	5°	15°	30°	45°	60°	5°	15°	30°	45°	60°	5°	15°	30°	45°	60°
7.0	25.0																								
8.0	25.0	21.6				14.6																			
9.0	25.0	20.7				14.6					13.9					12.9									
10.0	24.7	19.9	16.1			14.6	14.6				13.9					12.6									
11.0	23.4	19.1	15.7			14.6	14.6				13.9	12.6				12.2								5.6	
12.0	22.2	18.4	15.3	13.5	12.2	14.6	14.6	11.8			13.9	12.1				11.8	10.1							5.6	
14.0	20.2	17.2	14.6	13.1	12.1	14.6	13.6	11.2	9.8		13.6	11.1	9.1			11.1	9.5							5.6	
16.0	16.3	16.1	14.0	12.8	11.9	14.6	12.6	10.7	9.5	8.6	12.3	10.3	8.6			10.6	8.8	7.2						5.6	
18.0	12.5	13.3	13.5	12.5	11.8	13.5	11.8	10.2	9.2	8.5	11.2	9.6	8.2	7.3		9.6	8.2	6.9						5.6	
20.0	9.4	10.2	11.1	11.7	11.8	10.5	11.1	9.8	9.0	8.4	10.2	9.0	7.8	7.0	6.4	8.8	7.6	6.5	5.7					5.6	
22.0	6.7	7.5	8.4	9.0		8.0	9.0	9.4	8.8	8.3	9.0	8.5	7.5	6.8	6.3	8.0	7.1	6.2	5.5	4.9				5.6	
24.0	4.6	5.2	6.0	6.5		5.8	6.7	7.8	8.5	8.3	6.8	7.9	7.2	6.7	6.2	7.4	6.7	6.0	5.4	4.8				5.6	
26.0	2.9	3.4	4.1	4.4		4.0	4.8	5.8	6.4		5.0	6.0	6.9	6.5	6.2	5.8	6.3	5.7	5.2	4.8				5.6	
28.0				2.7		2.6	3.2	4.1	4.6		3.5	4.4	5.5	6.3		4.2	5.3	5.5	5.1	4.7				5.6	
30.0								2.6	3.0				3.0	4.0	4.6		3.0	3.9	5.1	5.0				4.0	
32.0													2.7	3.2			2.7	3.8	4.5					2.9	
34.0																	2.6	3.2						2.8	
36.0																			2.1					2.9	
38.0																								1.9	
θ (°)	56-84	57-84	59-84	56-84	67-84	56-84	57-84	57-84	58-84	67-84	58-84	58-84	58-84	60-84	67-84	58-84	58-84	59-84	58-84	68-84	58-84	59-84	58-84	60-84	
Standard hook	80 t					25 t										7.8 t									
The weights of the hooks	1150 kg					450 kg										300 kg									
Standard number of part lines	4					2										1									

Note: 23.5 t counterweight, 8.3 m outrigger extension width.

■ Performance FD

42.5 m Boom + 1.85 m + Fully Automatic Luffing Jib

Unit: ton

Jib length (m)	8.5					11.6					14.7					17.8					20.9				
	Offset					Offset					Offset					Offset					Offset				
Working radius (m)	5°	15°	30°	45°	60°	5°	15°	30°	45°	60°	5°	15°	30°	45°	60°	5°	15°	30°	45°	60°	5°	15°	30°	45°	60°
8.0	21.3																								
9.0	21.3	21.3				14.6																			
10.0	21.3	20.5				14.6					13.9					11.5									
11.0	21.3	19.7	15.9			14.6	14.6				13.9					11.5									
12.0	21.0	19.0	15.6	13.6		14.6	14.6				13.8	12.0				11.5								5.6	
14.0	19.5	17.8	14.9	13.3	12.1	14.6	14.1	11.4			13.1	11.4				10.8	9.4							5.6	
16.0	16.5	16.7	14.3	12.9	12.0	14.6	13.1	10.9	9.6	8.6	12.4	10.7	8.8			10.2	8.9							5.6	
18.0	12.7	13.5	13.8	12.6	11.8	13.7	12.3	10.5	9.4	8.5	11.9	10.0	8.4	7.3		9.8	8.5	7.0						5.6	
20.0	9.6	10.4	11.3	11.9	11.8	10.7	11.6	10.1	9.1	8.4	10.9	9.4	8.0	7.1	6.4	9.3	7.9	6.7	5.8					5.6	
22.0	6.9	7.7	8.6	9.2	9.4	8.1	9.1	9.7	8.9	8.3	9.0	8.8	7.7	6.9	6.3	8.6	7.4	6.4	5.6	4.9				5.6	
24.0	4.8	5.5	6.3	6.8		5.9	6.8	8.0	8.7	8.3	6.8	8.0	7.4	6.8	6.3	7.6	7.0	6.1	5.4	4.8				5.6	
26.0		3.6	4.3	4.8		4.2	5.0	6.0	6.7	7.0	5.0	6.1	7.1	6.6	6.2	5.8	6.6	5.9	5.3	4.8				5.6	
28.0				3.1			3.4	4.3	4.9		3.6	4.4	5.6	6.5	6.2	4.3	5.3	5.7	5.2	4.7				5.6	
30.0								2.8	3.3			3.1	4.1	4.8		3.0	3.9	5.2	5.1	4.7				4.0	
32.0													2.8	3.4				3.9	4.7					2.8	
34.0																	2.7	3.4						2.8	
36.0																								2.9	
38.0																								2.7	
θ (°)	61-84	60-84	62-84	60-84	67-84	61-84	60-84	60-84	61-84	67-84	61-84	61-84	61-84	63-84	67-84	60-84	63-84	61-84	64-84	68-84	60-84	61-84	63-84	63-84	
Standard hook	25 t					25 t										7.8 t									
The weights of the hooks	450 kg					450 kg										300 kg									
Standard number of part lines	3					2										1									

Note: 23.5 t counterweight, 8.3 m outrigger extension width.

Performance FD

46.7 m Boom + 1.85 m + Fully Automatic Luffing Jib

Unit: ton

Jib length (m)	8.5					11.6					14.7					17.8					20.9				
	Offset					Offset					Offset					Offset					Offset				
Working radius (m)	5°	15°	30°	45°	60°	5°	15°	30°	45°	60°	5°	15°	30°	45°	60°	5°	15°	30°	45°	60°	5°	15°	30°	45°	60°
9.0	17.5																								
10.0	17.5	17.5				14.2																			
11.0	17.5	17.5				14.2					12.0					10.1									
12.0	17.5	17.5	15.8			14.2	14.2				12.0					10.1									
14.0	16.9	16.4	15.2	13.4		14.2	14.0	11.6			12.0	11.1				10.1	9.1				5.6				
16.0	15.5	15.1	14.6	13.1	12.0	14.2	13.6	11.1	9.7		12.0	10.6	8.9			9.9	8.7				5.6				
18.0	12.8	13.6	13.7	12.8	11.9	13.4	12.8	10.7	9.5	8.5	11.5	10.2	8.5			9.4	8.3	7.0			5.6	5.6			
20.0	9.8	10.5	11.4	12.1	11.8	10.8	11.7	10.3	9.2	8.4	11.2	9.7	8.2	7.2	6.4	9.0	8.0	6.8			5.6	5.6			
22.0	7.1	7.9	8.8	9.4	9.7	8.2	9.2	9.9	9.0	8.4	9.1	9.2	7.9	7.0	6.4	8.8	7.6	6.5	5.6		5.6	5.6	5.4		
24.0	5.0	5.7	6.5	7.1		6.0	7.0	8.1	8.8	8.3	6.9	8.0	7.6	6.8	6.3	7.6	7.3	6.2	5.5	4.8	5.6	5.6	5.2		
26.0		3.8	4.6	5.0		4.3	5.1	6.1	6.9	7.3	5.1	6.1	7.3	6.7	6.2	5.8	6.9	6.0	5.4	4.8	5.6	5.6	5.1	4.5	
28.0								4.4	5.1			4.5	5.7	6.6	6.2	4.3	5.4	5.8	5.2	4.7	5.3	5.6	4.9	4.4	3.9
30.0									3.5				4.2	5.0	5.4		4.0	5.3	5.1	4.7	3.9	5.1	4.7	4.3	3.8
32.0														3.6			3.9	4.8	4.7		3.9	4.6	4.2	3.8	
34.0																		3.5				2.8	4.1	4.1	3.7
36.0																							3.0	3.9	
38.0																								2.8	
θ (°)	64-84	63-84	64-84	65-84	68-84	63-84	65-84	65-84	64-84	68-84	65-84	65-84	65-84	65-84	68-84	64-84	65-84	66-84	66-84	69-84	64-84	63-84	65-84	65-84	69-84
Standard hook	25 t					25 t					25 t					7.8 t									
The weights of the hooks	450 kg					450 kg					450 kg					300 kg									
Standard number of part lines	3					2					1														

Note: 23.5 t counterweight, 8.3 m outrigger extension width.

Performance FD

50.9 m Boom + 1.85 m + Fully Automatic Luffing Jib

Unit: ton

Jib length (m)	8.5					11.6					14.7					17.8					20.9				
	Offset					Offset					Offset					Offset					Offset				
Working radius (m)	5°	15°	30°	45°	60°	5°	15°	30°	45°	60°	5°	15°	30°	45°	60°	5°	15°	30°	45°	60°	5°	15°	30°	45°	60°
10.0	13.8																								
11.0	13.8	13.8				11.8																			
12.0	13.8	13.8				11.8					10.1														
14.0	13.8	13.8	13.3	13.0		11.8	11.8				10.1	10.1				6.7									
16.0	13.4	13.0	12.5	12.2	12.1	11.8	11.8	11.3			10.1	10.0				6.7					5.6				
18.0	12.3	12.1	11.7	11.5	11.4	11.5	11.2	10.7	9.5		10.1	9.6	8.4			6.7	6.7				5.6	5.6			
20.0	10.2	10.9	11.0	10.8	10.8	10.9	10.5	10.1	9.3	8.5	10.0	9.5	8.2	7.3		6.7	6.7	6.7			5.6	5.6			
22.0	7.6	8.3	9.3	9.8	10.1	8.5	9.4	9.5	9.1	8.4	9.2	9.1	7.9	7.1	6.4	6.7	6.7	6.5			5.6	5.6	5.3		
24.0	5.4	6.1	7.0	7.5	7.8	6.3	7.2	8.4	8.9	8.3	7.1	8.2	7.7	6.9	6.3	6.7	6.7	6.3	5.7		5.6	5.6	5.0		
26.0		4.3	5.0	5.5		4.5	5.4	6.4	7.2	7.5	5.3	6.3	7.4	6.8	6.2	6.2	6.7	6.1	5.6	5.0	5.6	5.6	5.0	4.5	
28.0								4.7	5.4			4.7	5.9	6.6	6.2	4.7	5.8	5.9	5.5	5.0	5.4	5.5	4.8	4.4	3.9
30.0									3.8				4.4	5.2	5.7		4.4	5.7	5.3	4.9	4.1	5.2	4.7	4.3	3.8
32.0														3.9				4.4	5.2	4.9		4.0	4.5	4.2	3.8
34.0																			4.0				4.2	4.1	3.8
36.0																							3.1	4.0	3.7
38.0																								3.0	
θ (°)	66-84	65-84	66-84	67-84	69-84	65-84	67-84	67-84	66-84	69-84	67-84	67-84	67-84	67-84	69-84	66-84	67-84	68-84	68-84	69-84	66-84	67-84	66-84	67-84	69-84
Standard hook	25 t					25 t					25 t					7.8 t									
The weights of the hooks	450 kg					450 kg					450 kg					300 kg									
Standard number of part lines	2					1																			

Note: 23.5 t counterweight, 8.3 m outrigger extension width.

■ Performance FD

55.0 m Boom + 1.85 m + Fully Automatic Luffing Jib

Unit: ton

Jib length (m)	8.5					11.6					14.7					17.8					20.9				
	Offset					Offset					Offset					Offset					Offset				
Working radius (m)	5°	15°	30°	45°	60°	5°	15°	30°	45°	60°	5°	15°	30°	45°	60°	5°	15°	30°	45°	60°	5°	15°	30°	45°	60°
11.0	11.5																								
12.0	11.5	11.5				10.0																			
14.0	11.5	11.5	11.4			10.0	10.0				6.9					6.7									
16.0	11.2	11.0	10.6	10.4	10.4	10.0	9.9	9.7			6.9					6.7								5.6	
18.0	10.5	10.2	9.9	9.7	9.7	9.6	9.5	9.1	8.9		6.9	6.9				6.7	6.7							5.6	
20.0	9.8	9.6	9.3	9.1	9.1	9.3	8.9	8.6	8.4	8.4	6.9	6.9	6.9			6.7	6.7							5.6	
22.0	7.9	8.6	8.7	8.6	8.6	8.7	8.4	8.1	8.0	8.0	6.9	6.9	6.9	6.9		6.7	6.7	6.3						5.6	
24.0	5.7	6.4	7.2	7.8	8.1	6.5	7.4	7.6	7.5	7.5	6.9	6.9	6.9	6.9	6.4	6.7	6.7	6.1	5.6					5.6	
26.0			5.3	5.8	6.0	4.8	5.6	6.6	7.1	7.1	5.8	6.8	6.7	6.6	6.3	6.4	6.5	5.9	5.5	5.1				5.6	
28.0								4.9	5.6	6.0	4.2	5.2	6.3	6.2	6.2	4.8	5.9	5.8	5.4	5.0	5.5	5.4	4.7	4.3	
30.0									4.1			3.8	4.9	5.7	5.9		4.5	5.6	5.2	4.9	4.2	5.2	4.6	4.2	
32.0													3.6	4.3	4.7			4.5	5.1	4.9		4.1	4.4	4.1	
34.0																		3.4	4.2	4.6			4.3	4.0	
36.0																			3.1				3.3	4.0	
38.0																							3.2	3.6	
θ (°)	67-84	68-84	68-84	69-84	69-84	67-84	68-84	68-84	68-84	69-84	66-84	67-84	67-84	69-84	69-84	68-84	68-84	67-84	67-84	69-84	67-84	68-84	68-84	68-84	
Standard hook	25 t										7.8 t														
The weights of the hooks	450 kg										300 kg														
Standard number of part lines	2										1														

Note: 23.5 t counterweight, 8.3 m outrigger extension width.

■ Performance FD

59.2 m Boom + 1.85 m + Fully Automatic Luffing Jib

Unit: ton

Jib length (m)	8.5					11.6					14.7					17.8					20.9				
	Offset					Offset					Offset					Offset					Offset				
Working radius (m)	5°	15°	30°	45°	60°	5°	15°	30°	45°	60°	5°	15°	30°	45°	60°	5°	15°	30°	45°	60°	5°	15°	30°	45°	60°
11.0	9.6																								
12.0	9.6	9.4				7.5																			
14.0	9.0	8.7	8.3			7.5	7.5				6.5					5.7									
16.0	8.4	8.3	7.7	7.5		7.5	7.4				6.5	6.5				5.7								5.0	
18.0	8.1	7.8	7.3	7.1	7.0	7.2	6.9	6.5			6.5	6.3				5.7	5.7							5.0	
20.0	7.5	7.3	6.9	6.7	6.6	7.0	6.5	6.1	5.9		6.3	6.0	5.5			5.7	5.5							5.0	
22.0	7.1	6.8	6.6	6.3	6.3	6.5	6.2	5.8	5.6	5.5	5.9	5.6	5.2	5.0		5.5	5.2	4.8						5.0	
24.0	6.1	6.4	6.2	6.0	6.0	6.1	5.9	5.5	5.3	5.3	5.7	5.3	5.0	4.8	4.7	5.2	4.9	4.6						4.8	
26.0			5.7	5.7	5.7	5.4	5.6	5.2	5.0	5.0	5.4	5.1	4.8	4.6	4.5	5.0	4.7	4.4	4.2					4.6	
28.0							4.6	5.0	4.8	4.8	4.5	4.8	4.5	4.4	4.3	4.8	4.4	4.2	4.0	3.9				4.3	
30.0								4.1	4.6			4.1	4.3	4.2	4.2		4.2	4.0	3.8	3.8				4.2	
32.0													3.9	4.0	4.0			3.8	3.7	3.6				3.7	
34.0																		3.6	3.5	3.5				3.3	
36.0																			3.3					3.2	
38.0																								3.0	
θ (°)	69-84	70-84	69-84	70-84	70-84	68-84	68-84	68-84	69-84	70-84	68-84	68-84	68-84	70-84	70-84	69-84	69-84	69-84	70-84	68-84	69-84	69-84	70-84	70-84	
Standard hook	25 t										7.8 t														
The weights of the hooks	450 kg										300 kg														
Standard number of part lines	2										1														

Note: 23.5 t counterweight, 8.3 m outrigger extension width.

■ Performance FD

63.4 m Boom + 1.85 m + Fully Automatic Luffing Jib

Unit: ton

Jib length (m)	8.5					11.6					14.7					17.8					20.9				
	Offset					Offset					Offset					Offset					Offset				
Working radius (m)	5°	15°	30°	45°	60°	5°	15°	30°	45°	60°	5°	15°	30°	45°	60°	5°	15°	30°	45°	60°	5°	15°	30°	45°	60°
14.0	7.0	7.0				6.1					5.4														
16.0	6.8	6.6	6.3			6.1	6.0				5.4					4.7									
18.0	6.3	6.1	5.9	5.7		5.9	5.7	5.3			5.4	5.2				4.7								4.2	
20.0	6.0	5.8	5.5	5.3	5.3	5.5	5.3	5.0	4.8		5.2	4.9				4.7	4.5							4.2	
22.0	5.6	5.4	5.1	5.0	5.0	5.2	5.0	4.7	4.5	4.5	4.8	4.6	4.3			4.6	4.3							4.2	
24.0	5.3	5.1	4.8	4.7	4.7	4.9	4.7	4.4	4.3	4.2	4.5	4.3	4.1	3.9		4.3	4.0	3.8						4.0	
26.0			4.8	4.6	4.4	4.4	4.6	4.4	4.2	4.1	4.0	4.3	4.1	3.9	3.7	3.7	4.0	3.8	3.6					3.8	
28.0				4.3	4.2	4.2		4.1	3.9	3.8	4.0	3.8	3.6	3.5	3.5	3.8	3.6	3.4	3.3	3.2				3.6	
30.0								3.7	3.6	3.6						3.5	3.3	3.3			3.4	3.2	3.1	3.1	
32.0																3.3	3.2	3.2			3.0	2.9	2.9		
34.0																								3.0	
36.0																								2.7	
38.0																								2.6	
θ (°)	70-84	70-84	69-84	70-84	70-84	70-84	69-84	69-84	71-84	70-84	69-84	71-84	70-84	71-84	70-84	70-84	70-84	71-84	72-84	70-84	70-84	70-84	71-84	72-84	
Standard hook	25 t										7.8 t														
The weights of the hooks	450 kg										300 kg														
Standard number of part lines	2										1														

Note: 23.5 t counterweight, 8.3 m outrigger extension width.

Performance FE

30.0 m Boom + 1.85 m + Fully Automatic Luffing Jib

Unit: ton

Jib length (m)	8.5					11.6					14.7					17.8					20.9				
	Offset					Offset					Offset					Offset					Offset				
Working radius (m)	5°	15°	30°	45°	60°	5°	15°	30°	45°	60°	5°	15°	30°	45°	60°	5°	15°	30°	45°	60°	5°	15°	30°	45°	60°
7.0	26.1	20.9				14.6					13.9														
8.0	24.4	19.9				14.6	14.6				13.9					13.5									
9.0	22.8	19.0	15.8			14.6	14.6				13.9					13.4							5.6		
10.0	21.5	18.2	15.3	13.6		14.6	14.5				13.9	12.4				13.0							5.6		
11.0	20.3	17.4	14.9	13.3	12.2	14.6	13.8	11.5			13.9	11.8				12.5	10.2						5.6		
12.0	19.2	16.7	14.5	13.1	12.1	14.6	13.2	11.2			13.4	11.3				11.7	9.8						5.6		
14.0	15.0	15.5	13.8	12.7	11.9	13.9	12.2	10.6	9.5	8.6	12.0	10.3	8.8			10.4	8.9						5.6	5.6	
16.0	10.6	11.5	12.7	12.4	11.8	12.0	11.3	10.0	9.2	8.5	10.8	9.5	8.3	7.4		9.3	8.2	7.0				5.6	5.6		
18.0	7.1	8.1	9.1	9.8	10.1	8.7	9.8	9.6	8.9	8.4	9.7	8.8	7.8	7.1	6.5	8.4	7.6	6.6	5.8			5.6	5.6	5.6	
20.0	4.4	5.2	6.2	6.8		6.0	7.1	8.3	8.7	8.3	7.2	8.2	7.5	6.9	6.4	7.7	7.0	6.3	5.6	5.0		5.6	5.6	5.6	
22.0				4.2		3.8	4.8	5.9	6.7	7.0	5.0	6.2	7.1	6.7	6.3	5.9	6.5	6.0	5.4	4.9	5.6	5.6	5.3	4.6	
24.0							2.9	3.9	4.5		3.2	4.2	5.6	6.4	6.3	4.1	5.3	5.7	5.3	4.8	5.3	5.5	5.0	4.5	4.0
26.0									2.6			2.6	3.8	4.6			3.7	5.1	5.1	4.8	3.8	5.0	4.8	4.3	3.9
28.0														2.9			3.6	4.5		2.5	3.6	4.6	4.2	3.9	
30.0																		3.0			2.4	3.7	4.1	3.8	
32.0																							2.5	3.4	
34.0																								2.2	
θ (°)	58-84	60-84	62-84	59-84	65-84	58-84	57-84	59-84	57-84	65-84	57-84	57-84	61-84	59-84	66-84	60-84	60-84	61-84	61-84	67-84	58-84	58-84	60-84	60-84	68-84
Standard hook	80 t					25 t										7.8 t									
The weights of the hooks	1150 kg					450 kg										300 kg									
Standard number of part lines	4					2										1									

Note: 12 t counterweight, 8.3 m outrigger extension width.

Performance FE

34.1 m Boom + 1.85 m + Fully Automatic Luffing Jib

Unit: ton

Jib length (m)	8.5					11.6					14.7					17.8					20.9				
	Offset					Offset					Offset					Offset					Offset				
Working radius (m)	5°	15°	30°	45°	60°	5°	15°	30°	45°	60°	5°	15°	30°	45°	60°	5°	15°	30°	45°	60°	5°	15°	30°	45°	60°
7.0	27.5	21.5				14.6					13.9														
8.0	25.8	20.5				14.6					13.9					13.5									
9.0	24.2	19.7	16.0			14.6	14.6				13.9					13.2									
10.0	22.8	18.8	15.6			14.6	14.6				13.9	12.8				12.8									
11.0	21.6	18.1	15.2	13.4		14.6	14.6	11.9			13.9	12.2				12.4	10.5						5.6		
12.0	20.5	17.4	14.8	13.2	12.1	14.6	14.1	11.6			13.9	11.7				12.0	10.0						5.6		
14.0	15.0	16.2	14.1	12.8	11.9	14.6	13.0	11.0	9.7		12.8	10.7	8.9			11.0	9.2					5.6	5.6		
16.0	10.5	11.5	12.7	12.5	11.8	11.9	12.1	10.4	9.4	8.6	11.5	9.9	8.4	7.4		9.9	8.5	7.1				5.6	5.6		
18.0	7.1	8.1	9.2	9.9	10.3	8.6	9.7	10.0	9.1	8.4	9.6	9.2	8.0	7.2	6.5	9.0	7.8	6.7				5.6	5.6	5.6	
20.0			6.3	7.0	7.3	5.9	7.0	8.3	8.9	8.4	7.0	8.2	7.6	6.9	6.4	7.8	7.3	6.4	5.6			5.6	5.6	5.6	
22.0							4.7	5.9	6.8	7.2	4.8	6.0	7.3	6.7	6.3	5.7	6.8	6.1	5.5	4.9	5.6	5.6	5.4	4.6	
24.0								3.9	4.6			4.1	5.5	6.5	6.2	3.9	5.1	5.8	5.3	4.8	5.0	5.6	5.1	4.5	3.9
26.0													3.7	4.6	5.1		3.5	5.0	5.2	4.7	3.5	4.8	4.9	4.3	3.9
28.0														3.0				3.5	4.5	4.7		3.4	4.7	4.2	3.8
30.0																			3.0				3.6	4.1	3.8
32.0																								3.4	
θ (°)	64-84	66-84	65-84	66-84	66-84	64-84	63-84	63-84	64-84	66-84	63-84	63-84	64-84	63-84	66-84	63-84	63-84	64-84	64-84	67-84	63-84	64-84	65-84	66-84	68-84
Standard hook	80 t					25 t										7.8 t									
The weights of the hooks	1150 kg					450 kg										300 kg									
Standard number of part lines	4					2										1									

Note: 12 t counterweight, 8.3 m outrigger extension width.

■ Performance FE

38.3 m Boom + 1.85 m + Fully Automatic Luffing Jib

Unit: ton

Jib length (m)	8.5					11.6					14.7					17.8					20.9				
	Offset					Offset					Offset					Offset					Offset				
	5°	15°	30°	45°	60°	5°	15°	30°	45°	60°	5°	15°	30°	45°	60°	5°	15°	30°	45°	60°	5°	15°	30°	45°	60°
7.0	25.0																								
8.0	25.0	21.6				14.6																			
9.0	25.0	20.7				14.6					13.9					12.9									
10.0	24.7	19.9	16.1			14.6	14.6				13.9					12.6									
11.0	23.4	19.1	15.7			14.6	14.6				13.9	12.6				12.2							5.6		
12.0	21.8	18.4	15.3	13.5	12.2	14.6	14.6	11.8			13.9	12.1				11.8	10.1						5.6		
14.0	15.1	16.3	14.6	13.1	12.1	14.6	13.6	11.2	9.8		13.6	11.1	9.1			11.1	9.5						5.6		
16.0	10.6	11.6	12.9	12.8	11.9	11.8	12.6	10.7	9.5	8.6	12.3	10.3	8.6			10.6	8.8	7.2					5.6	5.6	
18.0	7.1	8.2	9.3	10.1	10.5	8.5	9.6	10.2	9.2	8.5	9.4	9.6	8.2	7.3		9.6	8.2	6.9					5.6	5.6	
20.0		5.3	6.4	7.2	7.5	5.7	6.9	8.3	9.0	8.4	6.8	8.1	7.8	7.0	6.4	7.6	7.6	6.5	5.7				5.6	5.6	5.6
22.0				4.6			4.6	5.9	6.9	7.3		5.9	7.4	6.8	6.3	5.4	6.9	6.2	5.5	4.9			5.6	5.6	5.5
24.0										4.7	5.1			5.4	6.5	6.2		5.0	6.0	5.4	4.8	4.8	5.6	5.3	4.5
26.0													4.6	5.2			4.9	5.2	4.8			4.6	5.0	4.4	3.9
28.0																		4.5	4.7				4.8	4.3	3.8
30.0																							3.5	4.2	3.8
32.0																								3.4	3.8
θ (°)	67-84	65-84	67-84	66-84	67-84	66-84	65-84	68-84	67-84	67-84	68-84	68-84	69-84	68-84	67-84	67-84	68-84	69-84	69-84	68-84	67-84	68-84	67-84	68-84	68-84
Standard hook	80 t										25 t										7.8 t				
The weights of the hooks	1150 kg										450 kg										300 kg				
Standard number of part lines	4										2										1				

Note: 12 t counterweight, 8.3 m outrigger extension width.

■ Performance FE

42.5 m Boom + 1.85 m + Fully Automatic Luffing Jib

Unit: ton

Jib length (m)	8.5					11.6					14.7					17.8					20.9				
	Offset					Offset					Offset					Offset					Offset				
	5°	15°	30°	45°	60°	5°	15°	30°	45°	60°	5°	15°	30°	45°	60°	5°	15°	30°	45°	60°	5°	15°	30°	45°	60°
8.0	21.3																								
9.0	21.3	21.3				14.6																			
10.0	21.3	20.5				14.6					13.9					11.5									
11.0	21.3	19.7	15.9			14.6	14.6				13.9					11.5									
12.0	21.0	19.0	15.6	13.6		14.6	14.6				13.8	12.0				11.5							5.6		
14.0	15.3	16.5	14.9	13.3	12.1	14.6	14.1	11.4			13.1	11.4				10.8	9.4						5.6		
16.0	10.8	11.8	13.1	12.9	12.0	11.9	13.1	10.9	9.6	8.6	12.4	10.7	8.8			10.2	8.9						5.6	5.6	
18.0	7.4	8.4	9.5	10.3	10.7	8.6	9.8	10.5	9.4	8.5	9.5	10.0	8.4	7.3		9.8	8.5	7.0					5.6	5.6	
20.0			6.7	7.5	7.8	5.9	7.1	8.4	9.1	8.4	6.9	8.2	8.0	7.1	6.4	7.7	7.9	6.7	5.8				5.6	5.6	5.6
22.0					5.2			6.1	7.1	7.5		6.0	7.5	6.9	6.3	5.4	6.9	6.4	5.6	4.9			5.6	5.6	5.5
24.0									4.9	5.4				5.6	6.6	6.3		5.0	6.1	5.4	4.8	4.7	5.6	5.3	4.6
26.0													4.8	5.4			5.0	5.3	4.8			4.6	5.1	4.4	3.9
28.0																		4.6	4.7				4.9	4.3	3.9
30.0																				3.7			3.6	4.2	3.8
32.0																								3.5	3.8
θ (°)	69-84	70-84	69-84	71-84	69-84	68-84	70-84	70-84	69-84	70-84	69-84	70-84	70-84	71-84	69-84	69-84	71-84	71-84	70-84	68-84	69-84	69-84	70-84	72-84	72-84
Standard hook	25 t										25 t										7.8 t				
The weights of the hooks	450 kg										450 kg										300 kg				
Standard number of part lines	3										2										1				

Note: 12 t counterweight, 8.3 m outrigger extension width.

Performance FE

46.7 m Boom + 1.85 m + Fully Automatic Luffing Jib

Unit: ton

Jib length (m)	8.5					11.6					14.7					17.8					20.9				
	Offset					Offset					Offset					Offset					Offset				
Working radius (m)	5°	15°	30°	45°	60°	5°	15°	30°	45°	60°	5°	15°	30°	45°	60°	5°	15°	30°	45°	60°	5°	15°	30°	45°	60°
9.0	17.5																								
10.0	17.5	17.5				14.2																			
11.0	17.5	17.5				14.2					12.0					10.1									
12.0	17.5	17.5	15.8			14.2	14.2				12.0					10.1									
14.0	15.4	16.4	15.2	13.4		14.2	14.0	11.6			12.0	11.1				10.1	9.1				5.6				
16.0	11.0	11.9	13.3	13.1	12.0	12.0	13.4	11.1	9.7		12.0	10.6	8.9			9.9	8.7				5.6				
18.0	7.5	8.6	9.7	10.5	11.0	8.8	9.9	10.7	9.5	8.5	9.5	10.2	8.5			9.4	8.3	7.0			5.6	5.6			
20.0			6.9	7.7	8.0		7.2	8.6	9.2	8.4	6.9	8.2	8.2	7.2	6.4	7.7	8.0	6.8			5.6	5.6			
22.0								6.3	7.2	7.7		6.0	7.6	7.0	6.4	6.9	6.5	5.6			5.6	5.6	5.4		
24.0										5.6			5.6	6.7	6.3		6.2	5.5	4.8			5.6	5.2		
26.0													4.9	5.6			5.0	5.4	4.8			4.6	5.1	4.5	
28.0																		4.7	4.7				4.9	4.4	3.9
30.0																							4.3	3.8	
32.0																								3.8	
θ (°)	70-84	72-84	71-84	72-84	73-84	72-84	71-84	71-84	73-84	72-84	71-84	71-84	72-84	72-84	73-84	72-84	73-84	72-84	74-84	72-84	71-84	73-84	74-84	73-84	
Standard hook	25 t					25 t										7.8 t									
The weights of the hooks	450 kg					450 kg										300 kg									
Standard number of part lines	3					2										1									

Note: 12 t counterweight, 8.3 m outrigger extension width.

Performance FE

50.9 m Boom + 1.85 m + Fully Automatic Luffing Jib

Unit: ton

Jib length (m)	8.5					11.6					14.7					17.8					20.9				
	Offset					Offset					Offset					Offset					Offset				
Working radius (m)	5°	15°	30°	45°	60°	5°	15°	30°	45°	60°	5°	15°	30°	45°	60°	5°	15°	30°	45°	60°	5°	15°	30°	45°	60°
10.0	13.8																								
11.0	13.8	13.8				11.8																			
12.0	13.8	13.8				11.8					10.1														
14.0	13.8	13.8	13.3	13.0		11.8	11.8				10.1	10.1				6.7									
16.0	11.4	12.4	12.5	12.2	12.1	11.8	11.8	11.3			10.1	10.0				6.7					5.6				
18.0	8.0	9.0	10.1	10.9	11.4	9.0	10.1	10.7	9.5		9.7	9.6	8.4			6.7	6.7				5.6	5.6			
20.0			7.3	8.1	8.4		7.4	8.8	9.3	8.5	7.1	8.4	8.2	7.3		6.7	6.7	6.7			5.6	5.6			
22.0								6.5	7.4	7.9			7.7	7.1	6.4		6.7	6.5			5.6	5.6	5.3		
24.0										5.9			5.8	6.9	6.3			6.3	5.7			5.6	5.1		
26.0													5.2	5.8			5.5	5.6	5.0			5.0	4.5		
28.0																		5.1	5.0			4.8	4.4	3.9	
30.0																			4.3				4.3	3.8	
32.0																								3.8	
θ (°)	72-84	73-84	72-84	74-84	74-84	73-84	73-84	73-84	74-84	73-84	72-84	74-84	73-84	73-84	74-84	73-84	74-84	73-84	74-84	73-84	73-84	74-84	74-84	75-84	75-84
Standard hook	25 t										7.8 t														
The weights of the hooks	450 kg										300 kg														
Standard number of part lines	2										1														

Note: 12 t counterweight, 8.3 m outrigger extension width.

Performance FE

55.0 m Boom + 1.85 m + Fully Automatic Luffing Jib

Unit: ton

Jib length (m) Working radius (m)	8.5					11.6					14.7					17.8					20.9				
	Offset					Offset					Offset					Offset					Offset				
	5°	15°	30°	45°	60°	5°	15°	30°	45°	60°	5°	15°	30°	45°	60°	5°	15°	30°	45°	60°	5°	15°	30°	45°	60°
11.0	11.5																								
12.0	11.5	11.5				10.0																			
14.0	11.5	11.5	11.4			10.0	10.0				6.9					6.7									
16.0	11.2	11.0	10.6	10.4	10.4	10.0	9.9	9.7			6.9					6.7					5.6				
18.0		9.3	9.9	9.7	9.7	9.2	9.5	9.1	8.9		6.9	6.9				6.7	6.7				5.6				
20.0			7.6	8.3	8.7		7.7	8.6	8.4	8.4	6.9	6.9	6.9			6.7	6.7				5.6	5.6			
22.0								6.7	7.6	8.0		6.7	6.9	6.9			6.7	6.3			5.6	5.6			
24.0										6.2			6.3	6.9	6.4			6.1	5.6			5.6	5.0		
26.0													5.6	6.2				5.6	5.5	5.1			4.8		
28.0																		5.3	5.0				4.7	4.3	
30.0																				4.5				4.2	3.9
32.0																								3.8	
θ (°)	75-84	74-84	74-84	75-84	75-84	74-84	74-84	74-84	75-84	74-84	73-84	74-84	74-84	74-84	76-84	74-84	75-84	74-84	75-84	74-84	74-84	75-84	75-84	76-84	76-84
Standard hook	25 t										7.8 t														
The weights of the hooks	450 kg										300 kg														
Standard number of part lines	2										1														

Note: 12 t counterweight, 8.3 m outrigger extension width.

Performance FE

59.2 m Boom + 1.85 m + Fully Automatic Luffing Jib

Unit: ton

Jib length (m) Working radius (m)	8.5					11.6					14.7					17.8					20.9				
	Offset					Offset					Offset					Offset					Offset				
	5°	15°	30°	45°	60°	5°	15°	30°	45°	60°	5°	15°	30°	45°	60°	5°	15°	30°	45°	60°	5°	15°	30°	45°	60°
11.0	9.6																								
12.0	9.6	9.4				7.5																			
14.0	9.0	8.7	8.3			7.5	7.5				6.5					5.7									
16.0	8.4	8.3	7.7	7.5		7.5	7.4				6.5	6.5				5.7					5.0				
18.0		7.8	7.3	7.1	7.0	7.2	6.9	6.5			6.5	6.3				5.7	5.7				5.0				
20.0			6.9	6.7	6.6		6.5	6.1	5.9		6.3	6.0	5.5			5.7	5.5				5.0	5.0			
22.0								5.8	5.6	5.5		5.6	5.2	5.0			5.2	4.8			5.0	4.8			
24.0										5.3	5.3			5.0	4.8	4.7			4.6			4.5	4.2		
26.0														4.6	4.5				4.4	4.2			4.0		
28.0																			4.0	3.9			3.8	3.6	
30.0																				3.8				3.5	
32.0																								3.3	
θ (°)	76-84	75-84	75-84	76-84	76-84	75-84	75-84	75-84	75-84	76-84	74-84	75-84	75-84	75-84	77-84	75-84	76-84	75-84	76-84	75-84	74-84	75-84	76-84	77-84	77-84
Standard hook	25 t										7.8 t														
The weights of the hooks	450 kg										300 kg														
Standard number of part lines	2										1														

Note: 12 t counterweight, 8.3 m outrigger extension width.

Performance FE

63.4 m Boom + 1.85 m + Fully Automatic Luffing Jib

Unit: ton

Jib length (m) Working radius (m)	8.5					11.6					14.7					17.8					20.9				
	Offset					Offset					Offset					Offset					Offset				
	5°	15°	30°	45°	60°	5°	15°	30°	45°	60°	5°	15°	30°	45°	60°	5°	15°	30°	45°	60°	5°	15°	30°	45°	60°
14.0	7.0	7.0				6.1					5.4														
16.0	6.8	6.6	6.3			6.1	6.0				5.4					4.7									
18.0	6.3	6.1	5.9	5.7		5.9	5.7	5.3			5.4	5.2				4.7					4.2				
20.0			5.5	5.3	5.3		5.3	5.0	4.8		5.2	4.9				4.7	4.5				4.2				
22.0					5.0			4.7	4.5	4.5		4.6	4.3			4.3					4.0				
24.0										4.3	4.2											3.7			
26.0														4.1	3.9										
28.0														3.7	3.7						3.8				
30.0																						3.3			
32.0																						3.3			
θ (°)	75-84	76-84	76-84	77-84	76-84	76-84	76-84	76-84	76-84	77-84	75-84	75-84	76-84	76-84	77-84	76-84	76-84	76-84	77-84	76-84	77-84	76-84	76-84	77-84	77-84
Standard hook	7.8 t																								
The weights of the hooks	300 kg																								
Standard number of part lines	1																								

Note: 12 t counterweight, 8.3 m outrigger extension width.

Performance FF

30.0 m Boom + 1.85 m + Fully Automatic Luffing Jib

Unit: ton

Jib length (m)	8.5					11.6					14.7					17.8					20.9					
	Offset					Offset					Offset					Offset					Offset					
Working radius (m)	5°	15°	30°	45°	60°	5°	15°	30°	45°	60°	5°	15°	30°	45°	60°	5°	15°	30°	45°	60°	5°	15°	30°	45°	60°	
7.0	26.1	20.9				14.6					13.9															
8.0	24.4	19.9				14.6	14.6				13.9					13.5										
9.0	22.8	19.0	15.8			14.6	14.6				13.9					13.4								5.6		
10.0	21.5	18.2	15.3	13.6		14.6	14.5				13.9	12.4				13.0								5.6		
11.0	19.7	17.4	14.9	13.3	12.2	14.6	13.8	11.5			13.9	11.8				12.5	10.2							5.6		
12.0	15.8	16.7	14.5	13.1	12.1	14.6	13.2	11.2			13.4	11.3				11.7	9.8							5.6		
14.0	10.3	11.4	13.0	12.7	11.9	11.8	12.2	10.6	9.5	8.6	12.0	10.3	8.8			10.4	8.9							5.6 5.6		
16.0		7.5	8.8	9.6	10.1	8.0	9.3	10.0	9.2	8.5	9.1	9.5	8.3	7.4		9.3	8.2	7.0						5.6 5.6		
18.0				6.4	6.7	5.0	6.3	7.8	8.8	8.4	6.3	7.6	7.1	6.5	7.2	7.6	6.6	5.8						5.6 5.6 5.6		
20.0								5.2	6.2	6.6					5.3	6.9	6.9	6.4	4.9	6.3	6.3	5.6	5.0		5.6 5.6 5.6	
22.0																4.8	5.9	6.3			4.4	6.0	5.4	4.9	4.2	5.6 5.3 4.6
24.0																					4.3	5.3	4.8		4.1	5.0 4.5 4.0
26.0																									4.3	4.3 3.9
28.0																									2.9	4.1 3.9
30.0																										2.8 3.4
θ (°)	68-84	66-84	69-84	67-84	67-84	64-84	66-84	66-84	65-84	65-84	66-84	66-84	67-84	66-84	66-84	65-84	66-84	67-84	68-84	67-84	65-84	66-84	66-84	66-84	68-84	
Standard hook	80 t					25 t															7.8 t					
The weights of the hooks	1150 kg					450 kg															300 kg					
Standard number of part lines	4					2															1					

Note: 0 t counterweight, 8.3 m outrigger extension width.

Performance FF

34.1 m Boom + 1.85 m + Fully Automatic Luffing Jib

Unit: ton

Jib length (m)	8.5					11.6					14.7					17.8					20.9					
	Offset					Offset					Offset					Offset					Offset					
Working radius (m)	5°	15°	30°	45°	60°	5°	15°	30°	45°	60°	5°	15°	30°	45°	60°	5°	15°	30°	45°	60°	5°	15°	30°	45°	60°	
7.0	27.5	21.5				14.6					13.9															
8.0	25.8	20.5				14.6					13.9					13.5										
9.0	24.2	19.7	16.0			14.6	14.6				13.9					13.2										
10.0	22.8	18.8	15.6			14.6	14.6				13.9	12.8				12.8										
11.0	19.7	18.1	15.2	13.4		14.6	14.6	11.9			13.9	12.2				12.4	10.5							5.6		
12.0	15.7	17.3	14.8	13.2	12.1	14.6	14.1	11.6			13.9	11.7				12.0	10.0							5.6		
14.0	10.2	11.4	13.0	12.8	11.9	11.7	13.0	11.0	9.7		12.8	10.7	8.9			11.0	9.2							5.6 5.6		
16.0				8.8	9.7	10.3	7.9	9.2	10.4	9.4	8.6	8.9	9.9	8.4	7.4		9.7	8.5	7.1					5.6 5.6		
18.0					6.9		6.2	7.8	8.9	8.4	6.1	7.5	8.0	7.2	6.5	6.9	7.8	6.7						5.6 5.6 5.6		
20.0								5.2	6.3	6.8						6.8	6.9	6.4			6.2	6.4	5.6		5.6 5.6 5.6	
22.0																	4.7	5.9	6.3			6.0	5.5	4.9	5.5	5.4 4.6
24.0																									5.1	4.5 3.9
26.0																									4.2	4.3 3.9
28.0																									4.1	3.8
30.0																										3.4
θ (°)	70-84	72-84	71-84	73-84	70-84	69-84	69-84	69-84	71-84	72-84	68-84	71-84	69-84	72-84	70-84	70-84	70-84	72-84	70-84	72-84	69-84	71-84	70-84	72-84	71-84	
Standard hook	80 t					25 t															7.8 t					
The weights of the hooks	1150 kg					450 kg															300 kg					
Standard number of part lines	4					2															1					

Note: 0 t counterweight, 8.3 m outrigger extension width.

Performance FF

38.3 m Boom + 1.85 m + Fully Automatic Luffing Jib

Unit: ton

Jib length (m)	8.5					11.6					14.7					17.8					20.9					
	Offset					Offset					Offset					Offset					Offset					
Working radius (m)	5°	15°	30°	45°	60°	5°	15°	30°	45°	60°	5°	15°	30°	45°	60°	5°	15°	30°	45°	60°	5°	15°	30°	45°	60°	
7.0	25.0																									
8.0	25.0	21.6				14.6																				
9.0	25.0	20.7				14.6					13.9					12.9										
10.0	24.7	19.9	16.1			14.6	14.6				13.9					12.6										
11.0	19.8	19.1	15.7			14.6	14.6				13.9	12.6				12.2					5.6					
12.0	15.8	17.4	15.3	13.5	12.2	14.6	14.6	11.8			13.9	12.1				11.8	10.1				5.6					
14.0	10.3	11.5	13.2	13.1	12.1	11.6	13.2	11.2	9.8		12.6	11.1	9.1			11.1	9.5				5.6					
16.0			8.9	9.9	10.5	7.8	9.2	10.7	9.5	8.6	8.8	10.3	8.6			9.6	8.8	7.2			5.6	5.6				
18.0				6.7	7.1			7.8	8.9	8.5		7.4	8.2	7.3			8.2	6.9			5.6	5.6				
20.0									6.3	6.9					6.8	7.0	6.4			6.1	6.5	5.7		5.6	5.6	
22.0																	5.9	6.3			5.9	5.5	4.9		5.4	5.5
24.0																					5.4	4.8			5.3	4.5
26.0																							4.5		4.4	3.9
28.0																									4.1	3.8
θ (°)	72-84	73-84	73-84	71-84	72-84	71-84	73-84	73-84	73-84	74-84	72-84	72-84	73-84	73-84	75-84	73-84	72-84	74-84	74-84	73-84	73-84	72-84	74-84	73-84	75-84	
Standard hook	80 t					25 t										7.8 t										
The weights of the hooks	1150 kg					450 kg										300 kg										
Standard number of part lines	4					2										1										

Note: 0 t counterweight, 8.3 m outrigger extension width.

Performance FF

42.5 m Boom + 1.85 m + Fully Automatic Luffing Jib

Unit: ton

Jib length (m)	8.5					11.6					14.7					17.8					20.9					
	Offset					Offset					Offset					Offset					Offset					
Working radius (m)	5°	15°	30°	45°	60°	5°	15°	30°	45°	60°	5°	15°	30°	45°	60°	5°	15°	30°	45°	60°	5°	15°	30°	45°	60°	
8.0	21.3																									
9.0	21.3	21.3				14.6																				
10.0	21.3	20.5				14.6					13.9					11.5										
11.0	20.0	19.7	15.9			14.6	14.6				13.9					11.5										
12.0	16.1	17.6	15.6	13.6		14.6	14.6				13.8	12.0				11.5					5.6					
14.0	10.5	11.8	13.4	13.3	12.1	11.7	13.4	11.4			12.7	11.4				10.8	9.4				5.6					
16.0			9.2	10.1	10.7		9.3	10.9	9.6	8.6	8.8	10.5	8.8			9.6	8.9				5.6	5.6				
18.0					7.4			7.9	9.1	8.5		7.5	8.4	7.3			8.4	7.0			5.6	5.6				
20.0										6.5	7.1				6.9	7.1	6.4				6.7	5.8		5.6	5.6	
22.0																					6.0	5.6	4.9		5.5	
24.0																						5.4	4.8		5.3	4.6
26.0																									4.4	3.9
28.0																										3.9
θ (°)	73-84	75-84	74-84	76-84	74-84	74-84	74-84	74-84	74-84	75-84	74-84	74-84	75-84	75-84	76-84	75-84	75-84	75-84	75-84	77-84	74-84	75-84	75-84	77-84	77-84	
Standard hook	25 t					25 t										7.8 t										
The weights of the hooks	450 kg					450 kg										300 kg										
Standard number of part lines	3					2										1										

Note: 0 t counterweight, 8.3 m outrigger extension width.

Performance FF

46.7 m Boom + 1.85 m + Fully Automatic Luffing Jib

Unit: ton

Jib length (m)	8.5					11.6					14.7					17.8					20.9					
	Offset					Offset					Offset					Offset					Offset					
Working radius (m)	5°	15°	30°	45°	60°	5°	15°	30°	45°	60°	5°	15°	30°	45°	60°	5°	15°	30°	45°	60°	5°	15°	30°	45°	60°	
9.0	17.5																									
10.0	17.5	17.5				14.2																				
11.0	17.5	17.5				14.2					12.0					10.1										
12.0	16.2	17.5	15.8			14.2	14.2				12.0					10.1										
14.0		11.9	13.5	13.4		11.8	13.5	11.6			12.0	11.1				10.1	9.1				5.6					
16.0			9.3	10.3	10.9		9.4	11.1	9.7			10.6	8.9			9.6	8.7				5.6					
18.0								8.0	9.2	8.5			8.5				8.3	7.0			5.6	5.6				
20.0										7.2								6.8				5.6				
22.0																										
24.0																										
26.0																									4.5	
28.0																										3.9
θ (°)	77-84	76-84	75-84	77-84	78-84	76-84	75-84	76-84	78-84	76-84	77-84	77-84	78-84	78-84	78-84	76-84	76-84	78-84	79-84	78-84	75-84	76-84	76-84	78-84	78-84	
Standard hook	25 t					25 t										7.8 t										
The weights of the hooks	450 kg					450 kg										300 kg										
Standard number of part lines	3					2										1										

Note: 0 t counterweight, 8.3 m outrigger extension width.

Performance FG

46.7 m Boom + 1.85 m + Fully Automatic Luffing Jib

Unit: ton

Jib length (m)	8.5					11.6					14.7					17.8					20.9				
	Offset					Offset					Offset					Offset					Offset				
Working radius (m)	5°	15°	30°	45°	60°	5°	15°	30°	45°	60°	5°	15°	30°	45°	60°	5°	15°	30°	45°	60°	5°	15°	30°	45°	60°
9.0	17.5																								
10.0	17.5	17.5				14.2																			
11.0	17.5	17.5				14.2					12.0					10.1									
12.0	17.5	17.5	15.8			14.2	14.2				12.0					10.1									
14.0	16.9	16.4	15.2	13.4		14.2	14.0	11.6			12.0	11.1				10.1	9.1					5.6			
16.0	15.5	15.1	14.6	13.1	12.0	14.2	13.6	11.1	9.7		12.0	10.6	8.9			9.9	8.7					5.6			
18.0	14.3	14.0	13.7	12.8	11.9	13.4	12.8	10.7	9.5	8.5	11.5	10.2	8.5			9.4	8.3	7.0				5.6	5.6		
20.0	13.2	13.0	12.7	12.5	11.8	12.5	12.1	10.3	9.2	8.4	11.2	9.7	8.2	7.2	6.4	9.0	8.0	6.8				5.6	5.6		
22.0	12.3	12.1	11.8	11.8	11.7	11.6	11.4	9.9	9.0	8.4	10.7	9.2	7.9	7.0	6.4	8.8	7.6	6.5	5.6			5.6	5.6	5.4	
24.0	11.4	11.2	11.1	11.0		10.8	10.6	9.6	8.8	8.3	9.9	8.7	7.6	6.8	6.3	8.4	7.3	6.2	5.5	4.8		5.6	5.6	5.2	
26.0	10.6	10.5	10.3	10.3		10.1	9.9	9.3	8.7	8.3	9.2	8.2	7.3	6.7	6.2	7.8	6.9	6.0	5.4	4.8	5.6	5.6	5.1	4.5	
28.0	9.8	9.8	9.7	9.7		9.5	9.3	9.0	8.5		8.6	7.8	7.1	6.6	6.2	7.3	6.5	5.8	5.2	4.7	5.6	5.6	4.9	4.4	3.9
30.0	9.1	9.1	9.1	9.1		8.9	8.8	8.6	8.4		8.1	7.5	6.8	6.4	6.1	6.8	6.2	5.6	5.1	4.7	5.6	5.4	4.7	4.3	3.8
32.0	8.0	8.4	8.5	8.5		8.3	8.2	8.1	8.1		7.6	7.1	6.6	6.3		6.4	5.9	5.4	5.0	4.7	5.6	5.2	4.6	4.2	3.8
34.0	6.6	6.9	7.3	7.5		7.5	7.7	7.7	7.7		7.2	6.8	6.5	6.2		6.0	5.6	5.2	4.9		5.4	5.0	4.5	4.1	3.7
36.0	5.3	5.6	6.0			6.2	6.7	7.2	7.3		6.8	6.5	6.3	6.2		5.7	5.4	5.1	4.9		5.1	4.8	4.4	4.0	
38.0	4.2	4.5	4.8			5.1	5.5	5.9	6.2		5.8	6.3	6.1	6.1		5.4	5.2	4.9	4.8		4.8	4.5	4.2	3.9	
40.0	3.2	3.5	3.7			4.1	4.4	4.8			4.8	5.3	5.8	6.1		5.1	5.0	4.8	4.7		4.5	4.3	4.1	3.9	
42.0	2.3	2.5	2.7			3.2	3.5	3.8			3.9	4.3	4.8			4.5	4.8	4.7	4.7		4.3	4.2	4.0	3.8	
44.0	1.5	1.7	1.8			2.4	2.6	2.9			3.1	3.4	3.8			3.6	4.1	4.6	4.7		4.1	4.0	3.9	3.8	
46.0						1.6	1.9	2.1			2.3	2.6	3.0			2.9	3.3	3.8			3.7	3.8	3.8	3.7	
48.0						1.0	1.1	1.3			1.6	1.9	2.2			2.2	2.6	3.0			3.0	3.5	3.7	3.7	
50.0											1.0	1.3	1.5			1.6	1.9	2.3			2.3	2.8	3.3		
55.0																					1.0	1.3	1.6		
θ (°)	37-84	37-84	35-84	52-84	68-84	34-84	35-84	35-84	52-84	68-84	35-84	37-84	35-84	52-84	68-84	39-84	41-84	35-84	52-84	69-84	36-84	39-84	35-84	52-84	69-84
Standard hook	25 t					25 t										7.8 t									
The weights of the hooks	450 kg					450 kg										300 kg									
Standard number of part lines	3					2										1									

Note: 71 t counterweight, 7.0 m outrigger extension width.

Performance FG

50.9 m Boom + 1.85 m + Fully Automatic Luffing Jib

Unit: ton

Jib length (m)	8.5					11.6					14.7					17.8					20.9				
	Offset					Offset					Offset					Offset					Offset				
Working radius (m)	5°	15°	30°	45°	60°	5°	15°	30°	45°	60°	5°	15°	30°	45°	60°	5°	15°	30°	45°	60°	5°	15°	30°	45°	60°
10.0	13.8																								
11.0	13.8	13.8				11.8																			
12.0	13.8	13.8				11.8					10.1														
14.0	13.8	13.8	13.3	13.0		11.8	11.8				10.1	10.1				6.7									
16.0	13.4	13.0	12.5	12.2	12.1	11.8	11.8	11.3			10.1	10.0				6.7						5.6			
18.0	12.3	12.1	11.7	11.5	11.4	11.5	11.2	10.7	9.5		10.1	9.6	8.4			6.7	6.7					5.6	5.6		
20.0	11.4	11.2	11.0	10.8	10.8	10.9	10.5	10.1	9.3	8.5	10.0	9.5	8.2	7.3		6.7	6.7	6.7				5.6	5.6		
22.0	10.5	10.4	10.3	10.2	10.2	10.1	9.9	9.5	9.1	8.4	9.4	9.1	7.9	7.1	6.4	6.7	6.7	6.5				5.6	5.6	5.3	
24.0	9.8	9.7	9.6	9.6	9.6	9.4	9.3	9.0	8.9	8.3	9.1	8.7	7.7	6.9	6.3	6.7	6.7	6.3	5.7			5.6	5.6	5.1	
26.0	9.1	9.0	8.9	8.9		8.8	8.7	8.5	8.4	8.3	8.5	8.2	7.4	6.8	6.2	6.7	6.7	6.1	5.6	5.0	5.6	5.6	5.0	4.5	
28.0	8.5	8.4	8.3	8.3		8.2	8.1	8.0	8.0		7.9	7.8	7.2	6.6	6.2	6.7	6.7	5.9	5.5	5.0	5.6	5.5	4.8	4.4	3.9
30.0	7.9	7.9	7.8	7.8		7.7	7.6	7.5	7.5		7.4	7.3	7.0	6.5	6.1	6.7	6.5	5.7	5.3	4.9	5.6	5.3	4.7	4.3	3.8
32.0	7.4	7.4	7.3	7.3		7.2	7.1	7.1	7.1		7.0	6.9	6.8	6.4		6.6	6.3	5.6	5.2	4.9	5.6	5.2	4.5	4.2	3.8
34.0	6.9	6.9	6.8	6.8		6.7	6.7	6.6	6.6		6.5	6.5	6.4	6.3		6.2	6.1	5.4	5.1		5.6	5.0	4.4	4.1	3.8
36.0	5.7	6.1	6.4	6.4		6.3	6.3	6.2	6.2		6.1	6.1	6.1	6.1		5.9	5.8	5.3	5.0		5.4	4.8	4.3	4.0	3.7
38.0	4.6	4.9	5.2			5.3	5.8	5.9	5.9		5.8	5.7	5.7	5.7		5.5	5.5	5.2	4.9		5.1	4.7	4.2	3.9	
40.0	3.6	3.9	4.1			4.3	4.7	5.1			5.0	5.4	5.4	5.4		5.2	5.2	5.1	4.9		4.8	4.5	4.1	3.9	
42.0	2.7	2.9	3.2			3.4	3.8	4.1			4.1	4.5	5.0	5.1		4.8	4.9	4.9	4.8		4.6	4.4	4.0	3.8	
44.0	1.9	2.1	2.3			2.6	2.9	3.2			3.2	3.6	4.1			4.0	4.5	4.6	4.7		4.3	4.2	3.9	3.7	
46.0	1.2	1.3	1.5			1.9	2.1	2.4			2.5	2.9	3.3			3.2	3.7	4.2			3.8	4.0	3.8	3.7	
48.0						1.2	1.4	1.6			1.8	2.1	2.5			2.5	2.9	3.4			3.1	3.6	3.7	3.6	
50.0											1.2	1.5	1.8			1.9	2.3	2.7			2.5	2.9	3.5		
55.0																		1.1				1.1	1.4	1.8	
θ (°)	39-84	40-84	38-84	54-84	69-84	40-84	41-84	38-84	54-84	69-84	40-84	42-84	38-84	54-84	69-84	44-84	46-84	38-84	54-84	69-84	41-84	43-84	38-84	54-84	69-84
Standard hook	25 t										7.8 t														
The weights of the hooks	450 kg										300 kg														
Standard number of part lines	2										1														

Note: 71 t counterweight, 7.0 m outrigger extension width.

Performance FG

55.0 m Boom + 1.85 m + Fully Automatic Luffing Jib

Unit: ton

Jib length (m)	8.5					11.6					14.7					17.8					20.9					
	Offset					Offset					Offset					Offset					Offset					
	5°	15°	30°	45°	60°	5°	15°	30°	45°	60°	5°	15°	30°	45°	60°	5°	15°	30°	45°	60°	5°	15°	30°	45°	60°	
11.0	11.5																									
12.0	11.5	11.5				10.0																				
14.0	11.5	11.5	11.4			10.0	10.0				6.9					6.7										
16.0	11.2	11.0	10.6	10.4	10.4	10.0	9.9	9.7			6.9					6.7						5.6				
18.0	10.5	10.2	9.9	9.7	9.7	9.6	9.5	9.1	8.9		6.9	6.9				6.7	6.7					5.6				
20.0	9.8	9.6	9.3	9.1	9.1	9.3	8.9	8.6	8.4	8.4	6.9	6.9	6.9			6.7	6.7					5.6	5.6			
22.0	9.2	9.0	8.7	8.6	8.6	8.7	8.4	8.1	8.0	8.0	6.9	6.9	6.9	6.9		6.7	6.7	6.3				5.6	5.6			
24.0	8.5	8.4	8.2	8.1	8.1	8.1	7.9	7.6	7.5	7.5	6.9	6.9	6.9	6.9	6.4	6.7	6.7	6.1	5.6			5.6	5.6	5.0		
26.0	7.9	7.8	7.7	7.6	7.6	7.6	7.4	7.2	7.1	7.1	6.9	6.9	6.7	6.6	6.3	6.6	6.5	5.9	5.5	5.1		5.6	5.6	4.8		
28.0	7.3	7.3	7.2	7.2		7.1	7.0	6.8	6.7	6.7	6.7	6.5	6.3	6.2	6.2	6.4	6.2	5.8	5.4	5.0		5.6	5.4	4.7	4.3	
30.0	6.8	6.8	6.7	6.7		6.6	6.6	6.4	6.4		6.3	6.2	6.0	5.9	5.9	6.0	5.9	5.6	5.2	4.9		5.5	5.2	4.6	4.2	3.9
32.0	6.3	6.3	6.3	6.3		6.2	6.2	6.1	6.1		6.0	5.8	5.7	5.6	5.6	5.7	5.5	5.4	5.1	4.9		5.3	5.0	4.4	4.1	3.8
34.0	5.9	5.9	5.9	5.9		5.8	5.8	5.8	5.7		5.6	5.5	5.4	5.3		5.4	5.3	5.1	5.0	4.9		5.2	4.9	4.3	4.0	3.8
36.0	5.5	5.5	5.5	5.5		5.4	5.4	5.4	5.4		5.2	5.2	5.1	5.1		5.1	5.0	4.9	4.8			4.9	4.7	4.2	4.0	3.7
38.0	4.9	5.1	5.1	5.1		5.1	5.0	5.0	5.1		4.9	4.9	4.9	4.8		4.8	4.8	4.6	4.6			4.7	4.5	4.1	3.9	3.7
40.0	3.9	4.1	4.4			4.5	4.7	4.7	4.7		4.6	4.6	4.6	4.6		4.5	4.5	4.4	4.4			4.4	4.3	4.0	3.8	
42.0	3.0	3.2	3.5			3.6	4.0	4.4			4.3	4.3	4.3	4.3		4.2	4.2	4.2	4.2			4.2	4.1	3.9	3.7	
44.0	2.2	2.4	2.6			2.8	3.1	3.5			3.6	4.0	4.0	4.1		4.0	4.0	4.0	4.0			3.9	3.9	3.8	3.7	
46.0	1.4	1.6	1.8			2.1	2.4	2.7			2.8	3.2	3.7			3.4	3.7	3.8	3.8			3.7	3.7	3.7	3.6	
48.0			1.1			1.4	1.7	1.9			2.2	2.5	2.9			2.7	3.1	3.5				3.2	3.5	3.5	3.5	
50.0							1.0	1.2			1.5	1.9	2.2			2.0	2.4	2.9				2.6	3.1	3.3	3.4	
55.0																1.0	1.3					1.2	1.6	2.0		
θ (°)	43-84	44-84	40-84	55-84	69-84	44-84	42-84	44-84	55-84	69-84	45-84	46-84	40-84	55-84	69-84	47-84	43-84	40-84	55-84	69-84	44-84	46-84	49-84	55-84	69-84	
Standard hook	25 t										7.8 t															
The weights of the hooks	450 kg										300 kg															
Standard number of part lines	2										1															

Note: 71 t counterweight, 7.0 m outrigger extension width.

Performance FG

59.2 m Boom + 1.85 m + Fully Automatic Luffing Jib

Unit: ton

Jib length (m)	8.5					11.6					14.7					17.8					20.9					
	Offset					Offset					Offset					Offset					Offset					
	5°	15°	30°	45°	60°	5°	15°	30°	45°	60°	5°	15°	30°	45°	60°	5°	15°	30°	45°	60°	5°	15°	30°	45°	60°	
11.0	9.6																									
12.0	9.6	9.4				7.5																				
14.0	9.0	8.7	8.3			7.5	7.5				6.5					5.7										
16.0	8.4	8.3	7.7	7.5		7.5	7.4				6.5	6.5				5.7						5.0				
18.0	8.1	7.8	7.3	7.1	7.0	7.2	6.9	6.5			6.5	6.3				5.7	5.7					5.0				
20.0	7.5	7.3	6.9	6.7	6.6	7.0	6.5	6.1	5.9		6.3	6.0	5.5			5.7	5.5					5.0	5.0			
22.0	7.1	6.8	6.6	6.3	6.3	6.5	6.2	5.8	5.6	5.5	5.9	5.6	5.2	5.0		5.5	5.2	4.8				5.0	4.8			
24.0	6.6	6.4	6.2	6.0	6.0	6.1	5.9	5.5	5.3	5.3	5.7	5.3	5.0	4.8	4.7	5.2	4.9	4.6				4.8	4.5	4.2		
26.0	6.2	6.0	5.8	5.7	5.7	5.8	5.6	5.2	5.0	5.0	5.4	5.1	4.8	4.6	4.5	5.0	4.7	4.4	4.2			4.6	4.3	4.0		
28.0	5.9	5.7	5.5	5.4		5.4	5.2	5.0	4.8	4.8	5.1	4.8	4.5	4.4	4.3	4.8	4.4	4.2	4.0	3.9		4.3	4.1	3.8	3.6	
30.0	5.5	5.4	5.2	5.1		5.1	5.0	4.8	4.6		4.8	4.6	4.3	4.2	4.2	4.5	4.2	4.0	3.8	3.8		4.2	3.9	3.6	3.5	
32.0	5.2	5.1	4.9	4.9		4.9	4.7	4.5	4.4		4.5	4.4	4.1	4.0	4.0	4.3	4.0	3.8	3.7	3.6		4.0	3.7	3.5	3.3	3.3
34.0	4.9	4.8	4.7	4.6		4.6	4.4	4.3	4.2		4.3	4.1	3.9	3.8		4.1	3.9	3.6	3.5	3.5		3.8	3.5	3.3	3.2	3.2
36.0	4.7	4.6	4.4	4.4		4.3	4.2	4.1	4.0		4.1	3.9	3.8	3.7		3.8	3.7	3.4	3.3			3.6	3.4	3.2	3.1	3.1
38.0	4.4	4.3	4.2	4.2		4.1	4.0	3.9	3.8		3.9	3.7	3.6	3.5		3.6	3.5	3.3	3.2			3.4	3.2	3.0	3.0	3.0
40.0	4.1	4.1	4.0			3.9	3.8	3.7	3.7		3.7	3.5	3.4	3.4		3.5	3.3	3.2	3.1			3.3	3.1	2.9	2.8	
42.0	3.3	3.6	3.8			3.7	3.6	3.5	3.5		3.5	3.4	3.3	3.2		3.3	3.2	3.1	3.0			3.1	3.0	2.8	2.7	
44.0	2.5	2.7	3.0			3.3	3.4	3.4			3.3	3.2	3.1	3.1		3.1	3.0	2.9	2.9			2.9	2.8	2.7	2.6	
46.0	1.8	2.0	2.2			2.6	2.9	3.2			3.1	3.1	3.0			3.0	2.9	2.8	2.8			2.8	2.7	2.6	2.5	
48.0	1.1	1.3	1.5			1.9	2.1	2.4			2.4	2.8	2.8			2.8	2.7	2.7	2.6			2.7	2.6	2.5	2.4	
50.0						1.2	1.5	1.8			1.8	2.1	2.5			2.2	2.6	2.5				2.5	2.5	2.4	2.4	
55.0													1.0				1.2	1.6				1.4	1.8	2.1		
θ (°)	44-84	45-84	46-84	57-84	70-84	45-84	46-84	43-84	57-84	70-84	48-84	49-84	45-84	57-84	70-84	50-84	47-84	48-84	57-84	70-84	47-84	49-84	52-84	57-84	70-84	
Standard hook	25 t										7.8 t															
The weights of the hooks	450 kg										300 kg															
Standard number of part lines	2										1															

Note: 71 t counterweight, 7.0 m outrigger extension width.

■ Performance FG

63.4 m Boom + 1.85 m + Fully Automatic Luffing Jib

Unit: ton

Jib length (m) Working radius (m)	8.5					11.6					14.7					17.8					20.9				
	Offset					Offset					Offset					Offset					Offset				
	5°	15°	30°	45°	60°	5°	15°	30°	45°	60°	5°	15°	30°	45°	60°	5°	15°	30°	45°	60°	5°	15°	30°	45°	60°
14.0	7.0	7.0				6.1					5.4														
16.0	6.8	6.6	6.3			6.1	6.0				5.4					4.7									
18.0	6.3	6.1	5.9	5.7		5.9	5.7	5.3			5.4	5.2				4.7					4.2				
20.0	6.0	5.8	5.5	5.3	5.3	5.5	5.3	5.0	4.8		5.2	4.9				4.7	4.5				4.2				
22.0	5.6	5.4	5.1	5.0	5.0	5.2	5.0	4.7	4.5	4.5	4.8	4.6	4.3			4.6	4.3				4.2	4.0			
24.0	5.3	5.1	4.8	4.7	4.7	4.9	4.7	4.4	4.3	4.2	4.5	4.3	4.1	3.9		4.3	4.0	3.8			4.0	3.7			
26.0	4.9	4.8	4.6	4.4	4.4	4.6	4.4	4.2	4.1	4.0	4.3	4.1	3.9	3.7	3.7	4.0	3.8	3.6			3.8	3.5	3.3		
28.0	4.6	4.5	4.3	4.2	4.2	4.3	4.1	3.9	3.9	3.8	4.0	3.8	3.6	3.5	3.5	3.8	3.6	3.4	3.3	3.2	3.6	3.4	3.1		
30.0	4.3	4.2	4.1	4.0		4.1	3.9	3.7	3.6	3.6	3.8	3.6	3.5	3.3	3.3	3.6	3.4	3.2	3.1	3.1	3.3	3.2	3.0	2.9	
32.0	4.0	4.0	3.9	3.8		3.8	3.7	3.5	3.4		3.6	3.4	3.3	3.2	3.2	3.4	3.2	3.0	2.9	2.9	3.2	3.0	2.8	2.7	
34.0	3.8	3.7	3.6	3.6		3.6	3.5	3.3	3.3		3.4	3.2	3.1	3.0	3.0	3.2	3.0	2.9	2.8	2.8	3.0	2.9	2.7	2.6	
36.0	3.6	3.5	3.4	3.4		3.4	3.3	3.2	3.1		3.2	3.1	2.9	2.8		3.0	2.9	2.7	2.7	2.6	2.8	2.7	2.6	2.5	
38.0	3.3	3.3	3.2	3.2		3.2	3.1	3.0	2.9		3.0	2.9	2.8	2.7		2.9	2.7	2.6	2.5		2.7	2.5	2.4	2.3	
40.0	3.1	3.1	3.0	3.0		3.0	2.9	2.8	2.8		2.8	2.8	2.6	2.6		2.7	2.6	2.4	2.4		2.5	2.4	2.3	2.2	
42.0	3.0	2.9	2.8			2.8	2.7	2.7	2.6		2.7	2.6	2.5	2.4		2.5	2.4	2.3	2.3		2.4	2.3	2.2	2.1	
44.0	2.8	2.7	2.7			2.6	2.6	2.5	2.5		2.5	2.4	2.4	2.3		2.4	2.3	2.2	2.1		2.3	2.2	2.0	2.0	
46.0	2.3	2.5	2.5			2.5	2.4	2.4			2.4	2.3	2.3	2.2		2.3	2.2	2.1	2.0		2.2	2.1	1.9	1.9	
48.0	1.6	1.8	2.0			2.1	2.3	2.2			2.2	2.2	2.1			2.1	2.1	2.0	2.0		2.0	2.0	1.8	1.8	
50.0	1.0	1.1	1.3			1.5	1.8	2.1			2.0	2.0	2.0			2.0	1.9	1.9	1.9		1.9	1.9	1.8	1.7	
55.0													1.2			1.1	1.4	1.6			1.5	1.6	1.6		
60.0																							1.2		
θ (°)	46-84	47-84	47-84	57-84	70-84	48-84	49-84	51-84	57-84	70-84	50-84	52-84	48-84	57-84	70-84	48-84	49-84	51-84	57-84	70-84	50-84	52-84	49-84	57-84	
Standard hook	7.8 t																								
The weights of the hooks	300 kg																								
Standard number of part lines	1																								

Note: 71 t counterweight, 7.0 m outrigger extension width.

■ Performance FH

30.0 m Boom + 1.85 m + Fully Automatic Luffing Jib

Unit: ton

Jib length (m)	8.5					11.6					14.7					17.8					20.9							
	Offset					Offset					Offset					Offset					Offset							
Working radius (m)	5°	15°	30°	45°	60°	5°	15°	30°	45°	60°	5°	15°	30°	45°	60°	5°	15°	30°	45°	60°	5°	15°	30°	45°	60°			
7.0	26.1	20.9				14.6					13.9																	
8.0	24.4	19.9				14.6	14.6				13.9					13.5												
9.0	22.8	19.0	15.8			14.6	14.6				13.9					13.4								5.6				
10.0	21.5	18.2	15.3	13.6		14.6	14.5				13.9	12.4				13.0								5.6				
11.0	20.3	17.4	14.9	13.3	12.2	14.6	13.8	11.5			13.9	11.8				12.5	10.2							5.6				
12.0	19.2	16.7	14.5	13.1	12.1	14.6	13.2	11.2			13.4	11.3				11.7	9.8							5.6				
14.0	17.3	15.5	13.8	12.7	11.9	13.9	12.2	10.6	9.5	8.6	12.0	10.3	8.8			10.4	8.9							5.6	5.6			
16.0	15.8	14.4	13.2	12.4	11.8	12.6	11.3	10.0	9.2	8.5	10.8	9.5	8.3	7.4		9.3	8.2	7.0						5.6	5.6			
18.0	14.5	13.5	12.6	12.1	11.7	11.5	10.5	9.6	8.9	8.4	9.8	8.8	7.8	7.1	6.5	8.4	7.6	6.6	5.8					5.6	5.6	5.6		
20.0	13.4	12.7	12.1	11.9		10.5	9.8	9.1	8.7	8.3	8.9	8.2	7.5	6.9	6.4	7.7	7.0	6.3	5.6	5.0				5.6	5.6	5.6		
22.0	11.6	12.0	11.7	11.7		9.7	9.2	8.8	8.5	8.3	8.2	7.7	7.1	6.7	6.3	7.0	6.5	6.0	5.4	4.9				5.6	5.6	5.3	4.6	
24.0	9.1	9.6	10.2	10.5		9.0	8.7	8.4	8.3		7.6	7.2	6.8	6.5	6.3	6.5	6.1	5.7	5.3	4.8				5.6	5.5	5.0	4.5	4.0
26.0	7.0	7.4	7.9	8.1		8.4	8.3	8.2	8.2		7.0	6.8	6.6	6.4		6.0	5.7	5.4	5.1	4.8				5.4	5.2	4.8	4.3	3.9
28.0	5.3	5.6	6.0			6.6	7.1	7.8	8.1		6.5	6.4	6.3	6.3		5.5	5.4	5.2	5.0					5.0	4.8	4.6	4.2	3.9
30.0	3.8	4.1	4.3			5.1	5.5	6.0			6.1	6.1	6.1	6.2		5.2	5.1	5.0	4.9					4.7	4.6	4.4	4.1	3.8
32.0	2.5	2.7	2.8			3.8	4.1	4.5			4.8	5.3	5.9			4.8	4.8	4.9	4.8					4.3	4.3	4.2	4.0	
34.0	1.4	1.5				2.6	2.9	3.2			3.6	4.1	4.6			4.4	4.6	4.7	4.8					4.1	4.1	4.1	3.9	
36.0						1.6	1.8				2.6	3.0	3.3			3.4	3.9	4.5						3.8	3.9	3.9	3.8	
38.0											1.7	2.0	2.2			2.5	2.9	3.4						3.5	3.7	3.8		
40.0												1.1				1.7	2.0	2.4						2.6	3.1	3.7		
42.0																1.0	1.2							1.9	2.3	2.8		
44.0																								1.2	1.6	1.9		
θ (°)	10-84	20-84	34-84	50-84	65-84	10-84	20-84	35-84	50-84	65-84	10-84	20-84	35-84	51-84	66-84	10-84	20-84	35-84	51-84	67-84	10-84	20-84	35-84	52-84	68-84			
Standard hook	80 t										25 t										7.8 t							
The weights of the hooks	1150 kg										450 kg										300 kg							
Standard number of part lines	4										2										1							

Note: 47 t counterweight, 7.0 m outrigger extension width.

■ Performance FH

34.1 m Boom + 1.85 m + Fully Automatic Luffing Jib

Unit: ton

Jib length (m)	8.5					11.6					14.7					17.8					20.9								
	Offset					Offset					Offset					Offset					Offset								
Working radius (m)	5°	15°	30°	45°	60°	5°	15°	30°	45°	60°	5°	15°	30°	45°	60°	5°	15°	30°	45°	60°	5°	15°	30°	45°	60°				
7.0	27.5	21.5				14.6					13.9																		
8.0	25.8	20.5				14.6					13.9					13.5													
9.0	24.2	19.7	16.0			14.6	14.6				13.9					13.2													
10.0	22.8	18.8	15.6			14.6	14.6				13.9	12.8				12.8													
11.0	21.6	18.1	15.2	13.4		14.6	14.6	11.9			13.9	12.2				12.4	10.5							5.6					
12.0	20.5	17.4	14.8	13.2	12.1	14.6	14.1	11.6			13.9	11.7				12.0	10.0							5.6					
14.0	18.5	16.2	14.1	12.8	11.9	14.6	13.0	11.0	9.7		12.8	10.7	8.9			11.0	9.2							5.6	5.6				
16.0	16.9	15.1	13.5	12.5	11.8	13.9	12.1	10.4	9.4	8.6	11.5	9.9	8.4	7.4		9.9	8.5	7.1						5.6	5.6				
18.0	15.6	14.2	12.9	12.2	11.7	12.6	11.3	10.0	9.1	8.4	10.4	9.2	8.0	7.2	6.5	9.0	7.8	6.7						5.6	5.6	5.6			
20.0	14.3	13.4	12.5	12.0	11.7	11.6	10.6	9.5	8.9	8.4	9.6	8.6	7.6	6.9	6.4	8.2	7.3	6.4	5.6					5.6	5.6	5.6			
22.0	11.5	12.1	12.0	11.8		10.7	9.9	9.2	8.7	8.3	8.8	8.1	7.3	6.7	6.3	7.5	6.8	6.1	5.5	4.9				5.6	5.6	5.4	4.6		
24.0	9.0	9.6	10.3	10.6		10.0	9.4	8.8	8.5		8.1	7.6	7.0	6.6	6.2	6.9	6.4	5.8	5.3	4.8				5.6	5.6	5.1	4.5	3.9	
26.0	7.0	7.4	8.0	8.3		8.2	8.9	8.5	8.4		7.5	7.1	6.7	6.4	6.2	6.4	6.0	5.6	5.2	4.7				5.6	5.4	4.9	4.3	3.9	
28.0	5.2	5.6	6.1	6.3		6.5	7.1	7.8	8.2		7.0	6.8	6.5	6.3		5.9	5.7	5.3	5.0	4.7				5.4	5.1	4.7	4.2	3.8	
30.0	3.7	4.1	4.4			5.0	5.5	6.1	6.4		5.9	6.4	6.3	6.2		5.5	5.4	5.1	4.9					5.0	4.8	4.5	4.1	3.8	
32.0	2.5	2.8	3.0			3.7	4.1	4.6			4.6	5.2	5.9	6.1		5.2	5.1	5.0	4.8					4.7	4.5	4.3	4.0		
34.0	1.4	1.6	1.8			2.5	2.9	3.3			3.4	4.0	4.6	4.9		4.2	4.8	4.8	4.8					4.4	4.3	4.1	3.9		
36.0						1.5	1.9	2.1			2.4	2.9	3.4			3.2	3.8	4.5	4.7					4.1	4.1	4.0	3.8		
38.0											1.6	1.9	2.3			2.3	2.8	3.4						3.2	3.9	3.9	3.8		
40.0												1.1	1.4			1.5	1.9	2.4						2.4	3.0	3.7	3.7		
42.0																	1.1	1.5						1.7	2.2	2.8			
44.0																								1.0	1.4	1.9			
46.0																												1.1	
θ (°)	36-84	38-84	35-84	51-84	66-84	38-84	39-84	37-84	52-84	66-84	39-84	37-84	35-84	51-84	66-84	40-84	38-84	35-84	51-84	67-84	38-84	41-84	35-84	52-84	68-84				
Standard hook	80 t										25 t										7.8 t								
The weights of the hooks	1150 kg										450 kg										300 kg								
Standard number of part lines	4										2										1								

Note: 47 t counterweight, 7.0 m outrigger extension width.

■ Performance FH

38.3 m Boom + 1.85 m + Fully Automatic Luffing Jib

Unit: ton

Jib length (m)	8.5					11.6					14.7					17.8					20.9						
	Offset					Offset					Offset					Offset					Offset						
Working radius (m)	5°	15°	30°	45°	60°	5°	15°	30°	45°	60°	5°	15°	30°	45°	60°	5°	15°	30°	45°	60°	5°	15°	30°	45°	60°		
7.0	25.0																										
8.0	25.0	21.6				14.6																					
9.0	25.0	20.7				14.6					13.9					12.9											
10.0	24.7	19.9	16.1			14.6	14.6				13.9					12.6											
11.0	23.4	19.1	15.7			14.6	14.6				13.9	12.6				12.2							5.6				
12.0	22.2	18.4	15.3	13.5	12.2	14.6	14.6	11.8			13.9	12.1				11.8	10.1						5.6				
14.0	20.2	17.2	14.6	13.1	12.1	14.6	13.6	11.2	9.8		13.6	11.1	9.1			11.1	9.5						5.6				
16.0	18.4	16.1	14.0	12.8	11.9	14.6	12.6	10.7	9.5	8.6	12.3	10.3	8.6			10.6	8.8	7.2					5.6	5.6			
18.0	17.0	15.1	13.5	12.5	11.8	13.5	11.8	10.2	9.2	8.5	11.2	9.6	8.2	7.3		9.6	8.2	6.9					5.6	5.6			
20.0	14.4	14.3	13.0	12.2	11.8	12.5	11.1	9.8	9.0	8.4	10.2	9.0	7.8	7.0	6.4	8.8	7.6	6.5	5.7				5.6	5.6	5.6		
22.0	11.6	12.2	12.6	12.0		11.5	10.5	9.4	8.8	8.3	9.4	8.5	7.5	6.8	6.3	8.0	7.1	6.2	5.5	4.9			5.6	5.6	5.5		
24.0	9.1	9.7	10.4	10.8		10.3	9.9	9.1	8.6	8.3	8.7	8.0	7.2	6.7	6.2	7.4	6.7	6.0	5.4	4.8			5.6	5.6	5.3	4.5	
26.0	7.0	7.5	8.2	8.5		8.1	8.9	8.8	8.5		8.1	7.5	6.9	6.5	6.2	6.9	6.3	5.7	5.2	4.8			5.6	5.6	5.0	4.4	3.9
28.0	5.3	5.7	6.3	6.5		6.4	7.0	7.8	8.3		7.3	7.1	6.7	6.4		6.4	6.0	5.5	5.1	4.7			5.6	5.3	4.8	4.3	3.8
30.0	3.8	4.2	4.6	4.8		4.9	5.4	6.1	6.6		5.7	6.5	6.5	6.3		6.0	5.7	5.3	5.0				5.4	5.0	4.6	4.2	3.8
32.0	2.5	2.9	3.2			3.6	4.1	4.7	5.0		4.4	5.1	5.9	6.2		5.2	5.4	5.1	4.9				5.0	4.8	4.4	4.1	3.8
34.0	1.4	1.7	2.0			2.4	2.9	3.4	3.6		3.3	3.9	4.6	5.0		4.0	4.7	5.0	4.8				4.7	4.5	4.3	4.0	
36.0						1.5	1.8	2.2			2.3	2.8	3.4	3.8		3.0	3.6	4.5	4.8				3.9	4.3	4.1	3.9	
38.0								1.2			1.4	1.9	2.4			2.1	2.7	3.4	3.8				3.0	3.7	4.0	3.8	
40.0												1.0	1.4			1.3	1.8	2.4					2.2	2.8	3.6	3.8	
42.0																	1.0	1.5					1.5	2.0	2.7	3.2	
44.0																								1.3	1.9		
46.0																											1.2
θ (°)	43-84	44-84	45-84	51-84	67-84	44-84	45-84	43-84	51-84	67-84	44-84	43-84	45-84	51-84	67-84	45-84	44-84	47-84	52-84	68-84	46-84	46-84	46-84	52-84	68-84		
Standard hook	80 t					25 t					25 t					7.8 t											
The weights of the hooks	1150 kg					450 kg					450 kg					300 kg											
Standard number of part lines	4					2					2					1											

Note: 47 t counterweight, 7.0 m outrigger extension width.

■ Performance FH

42.5 m Boom + 1.85 m + Fully Automatic Luffing Jib

Unit: ton

Jib length (m)	8.5					11.6					14.7					17.8					20.9						
	Offset					Offset					Offset					Offset					Offset						
Working radius (m)	5°	15°	30°	45°	60°	5°	15°	30°	45°	60°	5°	15°	30°	45°	60°	5°	15°	30°	45°	60°	5°	15°	30°	45°	60°		
8.0	21.3																										
9.0	21.3	21.3				14.6																					
10.0	21.3	20.5				14.6					13.9					11.5											
11.0	21.3	19.7	15.9			14.6	14.6				13.9					11.5											
12.0	21.0	19.0	15.6	13.6		14.6	14.6				13.8	12.0				11.5								5.6			
14.0	19.5	17.8	14.9	13.3	12.1	14.6	14.1	11.4			13.1	11.4				10.8	9.4						5.6				
16.0	18.1	16.7	14.3	12.9	12.0	14.6	13.1	10.9	9.6	8.6	12.4	10.7	8.8			10.2	8.9						5.6	5.6			
18.0	16.7	15.8	13.8	12.6	11.8	14.4	12.3	10.5	9.4	8.5	11.9	10.0	8.4	7.3		9.8	8.5	7.0					5.6	5.6			
20.0	14.5	14.9	13.3	12.4	11.8	13.3	11.6	10.1	9.1	8.4	10.9	9.4	8.0	7.1	6.4	9.3	7.9	6.7	5.8				5.6	5.6	5.6		
22.0	11.8	12.3	12.9	12.2	11.7	12.3	10.9	9.7	8.9	8.3	10.1	8.8	7.7	6.9	6.3	8.6	7.4	6.4	5.6	4.9			5.6	5.6	5.5		
24.0	9.3	9.9	10.6	11.1		10.4	10.4	9.4	8.7	8.3	9.3	8.3	7.4	6.8	6.3	7.9	7.0	6.1	5.4	4.8			5.6	5.6	5.3	4.6	
26.0	7.2	7.8	8.4	8.9		8.3	9.0	9.1	8.6	8.2	8.7	7.9	7.1	6.6	6.2	7.3	6.6	5.9	5.3	4.8			5.6	5.6	5.1	4.4	3.9
28.0	5.5	6.0	6.5	6.9		6.5	7.2	8.0	8.4		7.3	7.5	6.9	6.5	6.2	6.8	6.3	5.7	5.2	4.7			5.6	5.6	4.9	4.3	3.9
30.0	4.0	4.4	4.9	5.2		5.0	5.6	6.3	6.8		5.8	6.6	6.7	6.4		6.4	5.9	5.5	5.1	4.7			5.6	5.3	4.8	4.2	3.8
32.0	2.7	3.1	3.5	3.7		3.7	4.2	4.9	5.3		4.5	5.2	6.1	6.3		5.2	5.6	5.3	5.0				5.4	5.0	4.6	4.1	3.8
34.0	1.6	1.9	2.3			2.6	3.1	3.6	3.9		3.4	4.0	4.8	5.3		4.0	4.8	5.1	4.9				4.9	4.8	4.4	4.0	3.7
36.0			1.2			1.6	2.0	2.5	2.7		2.4	2.9	3.6	4.0		3.0	3.7	4.6	4.8				3.9	4.5	4.3	4.0	
38.0								1.5			1.5	2.0	2.6	2.9		2.1	2.7	3.5	4.0				3.0	3.7	4.1	3.9	
40.0													1.6			1.3	1.9	2.6	3.0				2.2	2.9	3.7	3.8	
42.0																		1.7	2.0				1.5	2.1	2.8	3.3	
44.0																								1.4	2.0	2.4	
46.0																											1.3
θ (°)	48-84	49-84	47-84	51-84	67-84	48-84	50-84	48-84	51-84	67-84	48-84	50-84	50-84	51-84	67-84	49-84	51-84	51-84	52-84	68-84	49-84	50-84	50-84	52-84	68-84		
Standard hook	25 t					25 t					25 t					7.8 t											
The weights of the hooks	450 kg					450 kg					450 kg					300 kg											
Standard number of part lines	3					2					2					1											

Note: 47 t counterweight, 7.0 m outrigger extension width.

■ Performance FH

46.7 m Boom + 1.85 m + Fully Automatic Luffing Jib

Unit: ton

Jib length (m)	8.5					11.6					14.7					17.8					20.9				
	Offset					Offset					Offset					Offset					Offset				
Working radius (m)	5°	15°	30°	45°	60°	5°	15°	30°	45°	60°	5°	15°	30°	45°	60°	5°	15°	30°	45°	60°	5°	15°	30°	45°	60°
9.0	17.5																								
10.0	17.5	17.5				14.2																			
11.0	17.5	17.5				14.2					12.0					10.1									
12.0	17.5	17.5	15.8			14.2	14.2				12.0					10.1									
14.0	16.9	16.4	15.2	13.4		14.2	14.0	11.6			12.0	11.1				10.1	9.1				5.6				
16.0	15.5	15.1	14.6	13.1	12.0	14.2	13.6	11.1	9.7		12.0	10.6	8.9			9.9	8.7				5.6				
18.0	14.3	14.0	13.7	12.8	11.9	13.4	12.8	10.7	9.5	8.5	11.5	10.2	8.5			9.4	8.3	7.0			5.6	5.6			
20.0	13.2	13.0	12.7	12.5	11.8	12.5	12.1	10.3	9.2	8.4	11.2	9.7	8.2	7.2	6.4	9.0	8.0	6.8			5.6	5.6			
22.0	11.9	12.1	11.8	11.8	11.7	11.6	11.4	9.9	9.0	8.4	10.7	9.2	7.9	7.0	6.4	8.8	7.6	6.5	5.6		5.6	5.6	5.4		
24.0	9.5	10.1	10.8	11.0		10.5	10.6	9.6	8.8	8.3	9.9	8.7	7.6	6.8	6.3	8.4	7.3	6.2	5.5	4.8	5.6	5.6	5.2		
26.0	7.4	7.9	8.6	9.1		8.4	9.2	9.3	8.7	8.3	9.2	8.2	7.3	6.7	6.2	7.8	6.9	6.0	5.4	4.8	5.6	5.6	5.1	4.5	
28.0	5.6	6.1	6.7	7.1		6.6	7.3	8.2	8.5		7.4	7.8	7.1	6.6	6.2	7.3	6.5	5.8	5.2	4.7	5.6	5.6	4.9	4.4	3.9
30.0	4.2	4.6	5.1	5.4		5.1	5.7	6.5	7.0		5.9	6.7	6.8	6.4	6.1	6.5	6.2	5.6	5.1	4.7	5.6	5.4	4.7	4.3	3.8
32.0	2.9	3.3	3.7	4.0		3.8	4.4	5.1	5.5		4.6	5.3	6.2	6.3		5.2	5.9	5.4	5.0	4.7	5.6	5.2	4.6	4.2	3.8
34.0	1.8	2.1	2.5	2.7		2.7	3.2	3.8	4.2		3.4	4.1	4.9	5.4		4.0	4.8	5.2	4.9		4.9	5.0	4.5	4.1	3.7
36.0							2.2	2.7	3.0		2.4	3.0	3.7	4.2		3.0	3.7	4.7	4.9		3.9	4.7	4.4	4.0	
38.0								1.7	1.9			2.1	2.7	3.1		2.1	2.8	3.6	4.2		3.0	3.8	4.2	3.9	
40.0													1.8	2.1			1.9	2.7	3.1		2.2	2.9	3.8	3.9	
42.0																	1.8	2.2			1.5	2.1	2.9	3.5	
44.0																						1.4	2.1	2.6	
46.0																							1.4	1.8	
θ (°)	51-84	53-84	54-84	52-84	68-84	54-84	53-84	52-84	52-84	68-84	54-84	54-84	53-84	55-84	68-84	54-84	54-84	56-84	69-84	52-84	53-84	53-84	55-84	69-84	
Standard hook	25 t					25 t					25 t					7.8 t									
The weights of the hooks	450 kg					450 kg					450 kg					300 kg									
Standard number of part lines	3					2					2					1									

Note: 47 t counterweight, 7.0 m outrigger extension width.

■ Performance FH

50.9 m Boom + 1.85 m + Fully Automatic Luffing Jib

Unit: ton

Jib length (m)	8.5					11.6					14.7					17.8					20.9				
	Offset					Offset					Offset					Offset					Offset				
Working radius (m)	5°	15°	30°	45°	60°	5°	15°	30°	45°	60°	5°	15°	30°	45°	60°	5°	15°	30°	45°	60°	5°	15°	30°	45°	60°
10.0	13.8																								
11.0	13.8	13.8				11.8																			
12.0	13.8	13.8				11.8					10.1														
14.0	13.8	13.8	13.3	13.0		11.8	11.8				10.1	10.1				6.7									
16.0	13.4	13.0	12.5	12.2	12.1	11.8	11.8	11.3			10.1	10.0				6.7					5.6				
18.0	12.3	12.1	11.7	11.5	11.4	11.5	11.2	10.7	9.5		10.1	9.6	8.4			6.7	6.7				5.6	5.6			
20.0	11.4	11.2	11.0	10.8	10.8	10.9	10.5	10.1	9.3	8.5	10.0	9.5	8.2	7.3		6.7	6.7	6.7			5.6	5.6			
22.0	10.5	10.4	10.3	10.2	10.2	10.1	9.9	9.5	9.1	8.4	9.4	9.1	7.9	7.1	6.4	6.7	6.7	6.5			5.6	5.6	5.3		
24.0	9.8	9.7	9.6	9.6	9.6	9.4	9.3	9.0	8.9	8.3	9.1	8.7	7.7	6.9	6.3	6.7	6.7	6.3	5.7		5.6	5.6	5.1		
26.0	7.8	8.4	8.9	8.9		8.6	8.7	8.5	8.4	8.3	8.5	8.2	7.4	6.8	6.2	6.7	6.7	6.1	5.6	5.0	5.6	5.6	5.0	4.5	
28.0	6.1	6.6	7.2	7.6		6.9	7.6	8.0	8.0		7.6	7.8	7.2	6.6	6.2	6.7	6.7	5.9	5.5	5.0	5.6	5.5	4.8	4.4	3.9
30.0	4.6	5.0	5.6	5.9		5.4	6.0	6.8	7.3		6.1	6.9	7.0	6.5	6.1	6.7	6.5	5.7	5.3	4.9	5.6	5.3	4.7	4.3	3.8
32.0	3.3	3.7	4.2	4.5		4.1	4.6	5.3	5.8		4.7	5.5	6.4	6.4		5.6	6.3	5.6	5.2	4.9	5.6	5.2	4.5	4.2	3.8
34.0	2.2	2.5	3.0	3.2		2.9	3.4	4.1	4.5		3.6	4.3	5.1	5.7		4.4	5.2	5.4	5.1		5.0	5.0	4.4	4.1	3.8
36.0				2.1			2.4	3.0	3.3		2.6	3.2	4.0	4.5		3.4	4.1	5.1	5.0		4.0	4.8	4.3	4.0	3.7
38.0								2.0	2.3			2.3	3.0	3.4		2.5	3.2	4.0	4.6		3.1	3.9	4.2	3.9	
40.0													2.0	2.4			2.3	3.1	3.6		2.3	3.0	4.0	3.9	
42.0																		2.2	2.7			2.2	3.1	3.7	
44.0																			1.8				2.3	2.8	
46.0																							1.6	2.0	
θ (°)	55-84	56-84	57-84	55-84	69-84	57-84	56-84	55-84	56-84	69-84	57-84	56-84	56-84	58-84	69-84	57-84	57-84	57-84	57-84	69-84	57-84	57-84	56-84	58-84	69-84
Standard hook	25 t					25 t					25 t					7.8 t									
The weights of the hooks	450 kg					450 kg					450 kg					300 kg									
Standard number of part lines	2					2					2					1									

Note: 47 t counterweight, 7.0 m outrigger extension width.

Performance FH

55.0 m Boom + 1.85 m + Fully Automatic Luffing Jib

Unit: ton

Jib length (m)	8.5					11.6					14.7					17.8					20.9				
	Offset					Offset					Offset					Offset					Offset				
Working radius (m)	5°	15°	30°	45°	60°	5°	15°	30°	45°	60°	5°	15°	30°	45°	60°	5°	15°	30°	45°	60°	5°	15°	30°	45°	60°
11.0	11.5																								
12.0	11.5	11.5				10.0																			
14.0	11.5	11.5	11.4			10.0	10.0				6.9					6.7									
16.0	11.2	11.0	10.6	10.4	10.4	10.0	9.9	9.7			6.9					6.7					5.6				
18.0	10.5	10.2	9.9	9.7	9.7	9.6	9.5	9.1	8.9		6.9	6.9				6.7	6.7				5.6				
20.0	9.8	9.6	9.3	9.1	9.1	9.3	8.9	8.6	8.4	8.4	6.9	6.9	6.9			6.7	6.7				5.6	5.6			
22.0	9.2	9.0	8.7	8.6	8.6	8.7	8.4	8.1	8.0	8.0	6.9	6.9	6.9	6.9		6.7	6.7	6.3			5.6	5.6			
24.0	8.5	8.4	8.2	8.1	8.1	8.1	7.9	7.6	7.5	7.5	6.9	6.9	6.9	6.9	6.4	6.7	6.7	6.1	5.6		5.6	5.6	5.0		
26.0	7.9	7.8	7.7	7.6	7.6	7.6	7.4	7.2	7.1	7.1	6.9	6.9	6.7	6.6	6.3	6.6	6.5	5.9	5.5	5.1	5.6	5.6	4.8		
28.0	6.3	6.8	7.2	7.2		7.1	7.0	6.8	6.7	6.7	6.7	6.5	6.3	6.2	6.2	6.4	6.2	5.8	5.4	5.0	5.6	5.4	4.7	4.3	
30.0	4.8	5.3	5.9	6.2		5.6	6.2	6.4	6.4		6.3	6.2	6.0	5.9	5.9	6.0	5.9	5.6	5.2	4.9	5.5	5.2	4.6	4.2	3.9
32.0	3.6	4.0	4.5	4.8		4.3	4.8	5.6	6.1		5.2	5.8	5.7	5.6	5.6	5.7	5.5	5.4	5.1	4.9	5.3	5.0	4.4	4.1	3.8
34.0		2.8	3.3	3.5		3.1	3.7	4.3	4.7		4.0	4.7	5.4	5.3		4.6	5.3	5.1	5.0	4.9	5.1	4.9	4.3	4.0	3.8
36.0				2.4			2.6	3.2	3.6		3.0	3.6	4.4	4.9		3.5	4.3	4.9	4.8		4.1	4.7	4.2	4.0	3.7
38.0									2.5		2.1	2.7	3.4	3.8		2.6	3.3	4.2	4.6		3.2	4.0	4.1	3.9	3.7
40.0													2.5	2.9			2.5	3.3	3.8		2.4	3.1	4.0	3.8	
42.0														2.0			2.4	2.9			2.4	3.2	3.7		
44.0																		2.1				2.5	3.0		
46.0																						1.7	2.2		
θ (°)	59-84	58-84	59-84	58-84	69-84	59-84	59-84	60-84	59-84	69-84	57-84	59-84	59-84	58-84	69-84	59-84	59-84	60-84	59-84	69-84	59-84	59-84	59-84	60-84	69-84
Standard hook	25 t										7.8 t														
The weights of the hooks	450 kg										300 kg														
Standard number of part lines	2										1														

Note: 47 t counterweight, 7.0 m outrigger extension width.

Performance FH

59.2 m Boom + 1.85 m + Fully Automatic Luffing Jib

Unit: ton

Jib length (m)	8.5					11.6					14.7					17.8					20.9				
	Offset					Offset					Offset					Offset					Offset				
Working radius (m)	5°	15°	30°	45°	60°	5°	15°	30°	45°	60°	5°	15°	30°	45°	60°	5°	15°	30°	45°	60°	5°	15°	30°	45°	60°
11.0	9.6																								
12.0	9.6	9.4				7.5																			
14.0	9.0	8.7	8.3			7.5	7.5				6.5					5.7									
16.0	8.4	8.3	7.7	7.5		7.5	7.4				6.5	6.5				5.7					5.0				
18.0	8.1	7.8	7.3	7.1	7.0	7.2	6.9	6.5			6.5	6.3				5.7	5.7				5.0				
20.0	7.5	7.3	6.9	6.7	6.6	7.0	6.5	6.1	5.9		6.3	6.0	5.5			5.7	5.5				5.0	5.0			
22.0	7.1	6.8	6.6	6.3	6.3	6.5	6.2	5.8	5.6	5.5	5.9	5.6	5.2	5.0		5.5	5.2	4.8			5.0	4.8			
24.0	6.6	6.4	6.2	6.0	6.0	6.1	5.9	5.5	5.3	5.3	5.7	5.3	5.0	4.8	4.7	5.2	4.9	4.6			4.8	4.5	4.2		
26.0	6.2	6.0	5.8	5.7	5.7	5.8	5.6	5.2	5.0	5.0	5.4	5.1	4.8	4.6	4.5	5.0	4.7	4.4	4.2		4.6	4.3	4.0		
28.0	5.9	5.7	5.5	5.4		5.4	5.2	5.0	4.8	4.8	5.1	4.8	4.5	4.4	4.3	4.8	4.4	4.2	4.0	3.9	4.3	4.1	3.8	3.6	
30.0	5.2	5.4	5.2	5.1		5.1	5.0	4.8	4.6		4.8	4.6	4.3	4.2	4.2	4.5	4.2	4.0	3.8	3.8	4.2	3.9	3.6	3.5	
32.0	3.9	4.3	4.8	4.9		4.8	4.7	4.5	4.4		4.5	4.4	4.1	4.0	4.0	4.3	4.0	3.8	3.7	3.6	4.0	3.7	3.5	3.3	3.3
34.0	2.8	3.2	3.6	3.9		3.7	4.2	4.3	4.2		4.3	4.1	3.9	3.8		4.1	3.9	3.6	3.5	3.5	3.8	3.5	3.3	3.2	3.2
36.0				2.8		2.7	3.2	3.8	4.0		3.3	3.9	3.8	3.7		3.8	3.7	3.4	3.3		3.6	3.4	3.2	3.1	3.1
38.0								2.8	3.1		2.4	2.9	3.6	3.5		2.9	3.5	3.3	3.2		3.4	3.2	3.0	3.0	3.0
40.0									2.2				2.7	3.2			2.7	3.2	3.1		2.6	3.1	2.9	2.8	
42.0														2.3				2.6	3.0			2.5	2.8	2.7	
44.0																			2.3				2.7	2.6	
46.0																							2.0	2.5	
θ (°)	59-84	60-84	62-84	60-84	70-84	59-84	61-84	61-84	59-84	70-84	59-84	61-84	61-84	60-84	70-84	61-84	61-84	62-84	61-84	70-84	61-84	61-84	61-84	62-84	70-84
Standard hook	25 t										7.8 t														
The weights of the hooks	450 kg										300 kg														
Standard number of part lines	2										1														

Note: 47 t counterweight, 7.0 m outrigger extension width.

■ Performance FH

63.4 m Boom + 1.85 m + Fully Automatic Luffing Jib

Unit: ton

Jib length (m) Working radius (m)	8.5					11.6					14.7					17.8					20.9							
	Offset					Offset					Offset					Offset					Offset							
	5°	15°	30°	45°	60°	5°	15°	30°	45°	60°	5°	15°	30°	45°	60°	5°	15°	30°	45°	60°	5°	15°	30°	45°	60°			
14.0	7.0	7.0				6.1					5.4																	
16.0	6.8	6.6	6.3			6.1	6.0				5.4					4.7												
18.0	6.3	6.1	5.9	5.7		5.9	5.7	5.3			5.4	5.2				4.7								4.2				
20.0	6.0	5.8	5.5	5.3	5.3	5.5	5.3	5.0	4.8		5.2	4.9				4.7	4.5							4.2				
22.0	5.6	5.4	5.1	5.0	5.0	5.2	5.0	4.7	4.5	4.5	4.8	4.6	4.3			4.6	4.3							4.2	4.0			
24.0	5.3	5.1	4.8	4.7	4.7	4.9	4.7	4.4	4.3	4.2	4.5	4.3	4.1	3.9		4.3	4.0	3.8						4.0	3.7			
26.0	4.9	4.8	4.6	4.4	4.4	4.6	4.4	4.2	4.1	4.0	4.3	4.1	3.9	3.7	3.7	4.0	3.8	3.6						3.8	3.5	3.3		
28.0	4.6	4.5	4.3	4.2	4.2	4.3	4.1	3.9	3.9	3.8	4.0	3.8	3.6	3.5	3.5	3.8	3.6	3.4	3.3	3.2				3.6	3.4	3.1		
30.0	4.3	4.2	4.1	4.0		4.1	3.9	3.7	3.6	3.6	3.8	3.6	3.5	3.3	3.3	3.6	3.4	3.2	3.1	3.1	3.3	3.2	3.0	2.9	2.7	2.7		
32.0	4.0	4.0	3.9	3.8		3.8	3.7	3.5	3.4		3.6	3.4	3.3	3.2	3.2	3.4	3.2	3.0	2.9	2.9	3.2	3.0	2.8	2.7	2.7	2.7		
34.0	3.3	3.7	3.6	3.6		3.6	3.5	3.3	3.3		3.4	3.2	3.1	3.0	3.0	3.2	3.0	2.9	2.8	2.8	3.0	2.9	2.7	2.6	2.6	2.6		
36.0		2.7	3.1	3.4		2.9	3.3	3.2	3.1		3.2	3.1	2.9	2.8		3.0	2.9	2.7	2.7	2.6				2.8	2.7	2.6	2.5	2.4
38.0							2.5	3.0	2.9		2.6	2.9	2.8	2.7		2.9	2.7	2.6	2.5					2.7	2.5	2.4	2.3	2.3
40.0									2.5					2.6	2.6			2.6	2.4	2.4				2.5	2.4	2.3	2.2	2.2
42.0															2.4									2.3	2.3			
44.0																												
46.0																												
θ (°)	62-84	61-84	62-84	63-84	70-84	61-84	61-84	62-84	62-84	70-84	61-84	63-84	63-84	62-84	70-84	62-84	63-84	63-84	63-84	70-84	62-84	63-84	62-84	64-84	70-84			
Standard hook	7.8 t																											
The weights of the hooks	300 kg																											
Standard number of part lines	1																											

Note: 47 t counterweight, 7.0 m outrigger extension width.

■ Performance FI

30.0 m Boom + 1.85 m + Fully Automatic Luffing Jib

Unit: ton

Jib length (m)	8.5					11.6					14.7					17.8					20.9				
	Offset					Offset					Offset					Offset					Offset				
Working radius (m)	5°	15°	30°	45°	60°	5°	15°	30°	45°	60°	5°	15°	30°	45°	60°	5°	15°	30°	45°	60°	5°	15°	30°	45°	60°
7.0	26.1	20.9				14.6					13.9														
8.0	24.4	19.9				14.6	14.6				13.9					13.5									
9.0	22.8	19.0	15.8			14.6	14.6				13.9					13.4							5.6		
10.0	21.5	18.2	15.3	13.6		14.6	14.5				13.9	12.4				13.0							5.6		
11.0	20.3	17.4	14.9	13.3	12.2	14.6	13.8	11.5			13.9	11.8				12.5	10.2						5.6		
12.0	19.2	16.7	14.5	13.1	12.1	14.6	13.2	11.2			13.4	11.3				11.7	9.8						5.6		
14.0	17.3	15.5	13.8	12.7	11.9	13.9	12.2	10.6	9.5	8.6	12.0	10.3	8.8			10.4	8.9						5.6	5.6	
16.0	15.8	14.4	13.2	12.4	11.8	12.6	11.3	10.0	9.2	8.5	10.8	9.5	8.3	7.4		9.3	8.2	7.0					5.6	5.6	
18.0	13.4	13.5	12.6	12.1	11.7	11.5	10.5	9.6	8.9	8.4	9.8	8.8	7.8	7.1	6.5	8.4	7.6	6.6	5.8				5.6	5.6	
20.0	10.3	11.0	11.7	11.9		10.5	9.8	9.1	8.7	8.3	8.9	8.2	7.5	6.9	6.4	7.7	7.0	6.3	5.6	5.0			5.6	5.6	
22.0	7.7	8.3	9.1	9.5		9.1	9.2	8.8	8.5	8.3	8.2	7.7	7.1	6.7	6.3	7.0	6.5	6.0	5.4	4.9		5.6	5.6		
24.0	5.5	6.0	6.6	7.0		6.9	7.7	8.4	8.3		7.6	7.2	6.8	6.5	6.3	6.5	6.1	5.7	5.3	4.8		5.6	5.5		
26.0	3.7	4.2	4.7	4.8		5.1	5.8	6.5	7.0		6.2	6.8	6.6	6.4		6.0	5.7	5.4	5.1	4.8		5.4	5.2		
28.0	2.3	2.6	3.0			3.6	4.1	4.8	5.1		4.6	5.4	6.3	6.3		5.5	5.4	5.2	5.0			5.0	4.8		
30.0			1.5			2.3	2.8	3.3			3.3	4.0	4.7	5.2		4.1	4.9	5.0	4.9			4.7	4.6		
32.0						1.2	1.6	1.9			2.2	2.7	3.4			3.0	3.7	4.6	4.8			4.0	4.3		
34.0											1.2	1.7	2.2			2.0	2.6	3.3	3.8			3.0	3.8		
36.0													1.1			1.1	1.7	2.3				2.1	2.8		
38.0																	1.3					1.3	1.9		
40.0																							1.1		
θ (°)	43-84	44-84	40-84	50-84	65-84	39-84	41-84	43-84	50-84	65-84	40-84	43-84	41-84	51-84	66-84	41-84	44-84	43-84	51-84	67-84	43-84	42-84	46-84		
Standard hook	80 t					25 t										7.8 t									
The weights of the hooks	1150 kg					450 kg										300 kg									
Standard number of part lines	4					2										1									

Note: 35 t counterweight, 7.0 m outrigger extension width.

■ Performance FI

34.1 m Boom + 1.85 m + Fully Automatic Luffing Jib

Unit: ton

Jib length (m)	8.5					11.6					14.7					17.8					20.9				
	Offset					Offset					Offset					Offset					Offset				
Working radius (m)	5°	15°	30°	45°	60°	5°	15°	30°	45°	60°	5°	15°	30°	45°	60°	5°	15°	30°	45°	60°	5°	15°	30°	45°	60°
7.0	27.5	21.5				14.6					13.9														
8.0	25.8	20.5				14.6					13.9					13.5									
9.0	24.2	19.7	16.0			14.6	14.6				13.9					13.2									
10.0	22.8	18.8	15.6			14.6	14.6				13.9	12.8				12.8									
11.0	21.6	18.1	15.2	13.4		14.6	14.6	11.9			13.9	12.2				12.4	10.5						5.6		
12.0	20.5	17.4	14.8	13.2	12.1	14.6	14.1	11.6			13.9	11.7				12.0	10.0						5.6		
14.0	18.5	16.2	14.1	12.8	11.9	14.6	13.0	11.0	9.7		12.8	10.7	8.9			11.0	9.2					5.6	5.6		
16.0	16.9	15.1	13.5	12.5	11.8	13.9	12.1	10.4	9.4	8.6	11.5	9.9	8.4	7.4		9.9	8.5	7.1				5.6	5.6		
18.0	13.3	14.1	12.9	12.2	11.7	12.6	11.3	10.0	9.1	8.4	10.4	9.2	8.0	7.2	6.5	9.0	7.8	6.7				5.6	5.6	5.6	
20.0	10.3	11.0	11.8	12.0	11.7	11.5	10.6	9.5	8.9	8.4	9.6	8.6	7.6	6.9	6.4	8.2	7.3	6.4	5.6			5.6	5.6	5.6	
22.0	7.6	8.3	9.1	9.6		9.0	9.8	9.2	8.7	8.3	8.8	8.1	7.3	6.7	6.3	7.5	6.8	6.1	5.5	4.9		5.6	5.6	5.4	
24.0	5.5	6.0	6.7	7.1		6.8	7.6	8.6	8.5		7.8	7.6	7.0	6.6	6.2	6.9	6.4	5.8	5.3	4.8		5.6	5.6	5.1	
26.0	3.7	4.2	4.8	5.1		5.0	5.7	6.6	7.2		6.0	6.9	6.7	6.4	6.2	6.4	6.0	5.6	5.2	4.7		5.6	5.4	4.9	
28.0		2.6	3.1	3.3		3.5	4.1	4.8	5.3		4.4	5.2	6.3	6.3		5.2	5.7	5.3	5.0	4.7		5.4	5.1	4.7	
30.0						2.2	2.7	3.3	3.7		3.1	3.8	4.7	5.3		3.9	4.8	5.1	4.9			4.9	4.8	4.5	
32.0							1.5	2.0			2.0	2.6	3.4	3.8		2.8	3.5	4.5	4.8			3.8	4.5	4.3	
34.0												1.6	2.2	2.5		1.8	2.5	3.3	3.9			2.8	3.6	4.1	
36.0													1.2				1.5	2.2	2.7			1.9	2.6	3.6	
38.0																	1.3					1.1	1.7	2.6	
40.0																							1.0	1.7	
θ (°)	52-84	50-84	51-84	51-84	66-84	49-84	47-84	49-84	52-84	66-84	49-84	48-84	47-84	51-84	66-84	49-84	49-84	49-84	51-84	67-84	47-84	47-84	51-84		
Standard hook	80 t					25 t										7.8 t									
The weights of the hooks	1150 kg					450 kg										300 kg									
Standard number of part lines	4					2										1									

Note: 35 t counterweight, 7.0 m outrigger extension width.

■ Performance FI

38.3 m Boom + 1.85 m + Fully Automatic Luffing Jib

Unit: ton

Jib length (m)	8.5					11.6					14.7					17.8					20.9							
	Offset					Offset					Offset					Offset					Offset							
Working radius (m)	5°	15°	30°	45°	60°	5°	15°	30°	45°	60°	5°	15°	30°	45°	60°	5°	15°	30°	45°	60°	5°	15°	30°	45°	60°			
7.0	25.0																											
8.0	25.0	21.6				14.6																						
9.0	25.0	20.7				14.6					13.9					12.9												
10.0	24.7	19.9	16.1			14.6	14.6				13.9					12.6												
11.0	23.4	19.1	15.7			14.6	14.6				13.9	12.6				12.2							5.6					
12.0	22.2	18.4	15.3	13.5	12.2	14.6	14.6	11.8			13.9	12.1				11.8	10.1						5.6					
14.0	20.2	17.2	14.6	13.1	12.1	14.6	13.6	11.2	9.8		13.6	11.1	9.1			11.1	9.5						5.6					
16.0	17.3	16.1	14.0	12.8	11.9	14.6	12.6	10.7	9.5	8.6	12.3	10.3	8.6			10.6	8.8	7.2					5.6	5.6				
18.0	13.4	14.2	13.5	12.5	11.8	13.5	11.8	10.2	9.2	8.5	11.2	9.6	8.2	7.3		9.6	8.2	6.9					5.6	5.6				
20.0	10.3	11.1	11.9	12.2	11.8	11.4	11.1	9.8	9.0	8.4	10.2	9.0	7.8	7.0	6.4	8.8	7.6	6.5	5.7				5.6	5.6	5.6			
22.0	7.7	8.4	9.3	9.8		8.9	9.8	9.4	8.8	8.3	9.4	8.5	7.5	6.8	6.3	8.0	7.1	6.2	5.5	4.9			5.6	5.6	5.5			
24.0	5.5	6.1	6.9	7.4		6.7	7.5	8.6	8.6	8.3	7.6	8.0	7.2	6.7	6.2	7.4	6.7	6.0	5.4	4.8			5.6	5.6	5.3	4.5		
26.0	3.8	4.3	4.9	5.3		4.9	5.6	6.6	7.2		5.8	6.8	6.9	6.5	6.2	6.6	6.3	5.7	5.2	4.8			5.6	5.6	5.0	4.4	3.9	
28.0	2.3	2.7	3.3	3.5		3.4	4.0	4.9	5.4		4.3	5.1	6.2	6.4		5.0	6.0	5.5	5.1	4.7			5.6	5.3	4.8	4.3	3.8	
30.0				2.0		2.1	2.7	3.4	3.8		3.0	3.7	4.7	5.4		3.7	4.6	5.3	5.0				4.7	5.0	4.6	4.2	3.8	
32.0								2.1	2.4				2.5	3.4	3.9		2.6	3.4	4.4	4.9				3.6	4.5	4.4	4.1	3.8
34.0														2.2	2.6			2.3	3.3	3.9				2.6	3.4	4.3	4.0	
36.0																		2.2	2.7					1.7	2.5	3.5	3.9	
38.0																			1.7						1.6	2.5	3.1	
40.0																										1.6	2.2	
θ (°)	53-84	54-84	56-84	53-84	67-84	53-84	55-84	54-84	55-84	67-84	56-84	55-84	55-84	57-84	67-84	55-84	55-84	56-84	55-84	68-84	53-84	54-84	55-84	57-84	68-84			
Standard hook	80 t					25 t										7.8 t												
The weights of the hooks	1150 kg					450 kg										300 kg												
Standard number of part lines	4					2										1												

Note: 35 t counterweight, 7.0 m outrigger extension width.

■ Performance FI

42.5 m Boom + 1.85 m + Fully Automatic Luffing Jib

Unit: ton

Jib length (m)	8.5					11.6					14.7					17.8					20.9							
	Offset					Offset					Offset					Offset					Offset							
Working radius (m)	5°	15°	30°	45°	60°	5°	15°	30°	45°	60°	5°	15°	30°	45°	60°	5°	15°	30°	45°	60°	5°	15°	30°	45°	60°			
8.0	21.3																											
9.0	21.3	21.3				14.6																						
10.0	21.3	20.5				14.6					13.9					11.5												
11.0	21.3	19.7	15.9			14.6	14.6				13.9					11.5												
12.0	21.0	19.0	15.6	13.6		14.6	14.6				13.8	12.0				11.5								5.6				
14.0	19.5	17.8	14.9	13.3	12.1	14.6	14.1	11.4			13.1	11.4				10.8	9.4							5.6				
16.0	17.5	16.7	14.3	12.9	12.0	14.6	13.1	10.9	9.6	8.6	12.4	10.7	8.8			10.2	8.9							5.6	5.6			
18.0	13.6	14.4	13.8	12.6	11.8	14.4	12.3	10.5	9.4	8.5	11.9	10.0	8.4	7.3		9.8	8.5	7.0						5.6	5.6			
20.0	10.5	11.2	12.1	12.4	11.8	11.5	11.6	10.1	9.1	8.4	10.9	9.4	8.0	7.1	6.4	9.3	7.9	6.7	5.8					5.6	5.6	5.6		
22.0	7.9	8.6	9.5	10.0	10.3	9.0	9.9	9.7	8.9	8.3	9.8	8.8	7.7	6.9	6.3	8.6	7.4	6.4	5.6	4.9				5.6	5.6	5.5		
24.0	5.7	6.4	7.1	7.7		6.8	7.7	8.8	8.7	8.3	7.7	8.3	7.4	6.8	6.3	7.9	7.0	6.1	5.4	4.8				5.6	5.6	5.3	4.6	
26.0	4.0	4.5	5.2	5.6		5.0	5.8	6.8	7.5	7.8	5.9	6.9	7.1	6.6	6.2	6.6	6.6	5.9	5.3	4.8				5.6	5.6	5.1	4.4	3.9
28.0		3.0	3.5	3.9		3.5	4.2	5.1	5.6		4.3	5.2	6.4	6.5	6.2	5.0	6.1	5.7	5.2	4.7				5.6	5.6	4.9	4.3	3.9
30.0				2.4		2.8	3.6	4.1			3.1	3.8	4.8	5.6		3.7	4.7	5.5	5.1	4.7				4.7	5.3	4.8	4.2	3.8
32.0								2.3	2.7				2.6	3.5	4.1		2.6	3.4	4.5	5.0				3.5	4.5	4.6	4.1	3.8
34.0														2.4	2.9			2.4	3.4	4.1				2.5	3.4	4.4	4.0	3.7
36.0																			2.3	2.9					2.5	3.6	4.0	
38.0																										2.6	3.3	
40.0																											2.3	
θ (°)	59-84	57-84	59-84	57-84	67-84	59-84	58-84	57-84	58-84	67-84	58-84	58-84	58-84	60-84	67-84	58-84	58-84	59-84	61-84	68-84	58-84	59-84	60-84	60-84	68-84			
Standard hook	25 t					25 t										7.8 t												
The weights of the hooks	450 kg					450 kg										300 kg												
Standard number of part lines	3					2										1												

Note: 35 t counterweight, 7.0 m outrigger extension width.

Performance FI

46.7 m Boom + 1.85 m + Fully Automatic Luffing Jib

Unit: ton

Jib length (m)	8.5					11.6					14.7					17.8					20.9				
	Offset					Offset					Offset					Offset					Offset				
Working radius (m)	5°	15°	30°	45°	60°	5°	15°	30°	45°	60°	5°	15°	30°	45°	60°	5°	15°	30°	45°	60°	5°	15°	30°	45°	60°
9.0	17.5																								
10.0	17.5	17.5				14.2																			
11.0	17.5	17.5				14.2					12.0					10.1									
12.0	17.5	17.5	15.8			14.2	14.2				12.0					10.1									
14.0	16.9	16.4	15.2	13.4		14.2	14.0	11.6			12.0	11.1				10.1	9.1				5.6				
16.0	15.5	15.1	14.6	13.1	12.0	14.2	13.6	11.1	9.7		12.0	10.6	8.9			9.9	8.7				5.6				
18.0	13.7	14.0	13.7	12.8	11.9	13.4	12.8	10.7	9.5	8.5	11.5	10.2	8.5			9.4	8.3	7.0			5.6	5.6			
20.0	10.7	11.4	12.3	12.5	11.8	11.6	12.1	10.3	9.2	8.4	11.2	9.7	8.2	7.2	6.4	9.0	8.0	6.8			5.6	5.6			
22.0	8.0	8.8	9.7	10.2	10.5	9.1	10.0	9.9	9.0	8.4	9.9	9.2	7.9	7.0	6.4	8.8	7.6	6.5	5.6		5.6	5.6	5.4		
24.0	5.9	6.5	7.3	7.9		6.9	7.8	8.9	8.8	8.3	7.7	8.7	7.6	6.8	6.3	8.4	7.3	6.2	5.5	4.8	5.6	5.6	5.2		
26.0	4.1	4.7	5.4	5.9		5.1	5.9	6.9	7.7	8.0	5.9	6.9	7.3	6.7	6.2	6.6	6.9	6.0	5.4	4.8	5.6	5.6	5.1	4.5	
28.0		3.2	3.8	4.1		3.6	4.3	5.2	5.8		4.4	5.3	6.5	6.6	6.2	5.1	6.1	5.8	5.2	4.7	5.6	5.6	4.9	4.4	3.9
30.0							3.0	3.8	4.3		3.1	3.9	4.9	5.7	6.1	3.7	4.7	5.6	5.1	4.7	4.7	5.4	4.7	4.3	3.8
32.0									2.9					3.6	4.3		3.5	4.6	5.0	4.7	3.5	4.5	4.6	4.2	3.8
34.0														3.1				3.4	4.2		2.5	3.5	4.5	4.1	3.7
36.0																			3.1			2.5	3.6	4.0	
38.0																							2.7	3.4	
40.0																								2.5	
θ (°)	61-84	60-84	62-84	63-84	68-84	61-84	60-84	62-84	61-84	68-84	61-84	63-84	63-84	62-84	68-84	62-84	63-84	64-84	63-84	69-84	60-84	61-84	63-84	63-84	69-84
Standard hook	25 t					25 t					25 t					7.8 t									
The weights of the hooks	450 kg					450 kg					450 kg					300 kg									
Standard number of part lines	3					2					2					1									

Note: 35 t counterweight, 7.0 m outrigger extension width.

Performance FI

50.9 m Boom + 1.85 m + Fully Automatic Luffing Jib

Unit: ton

Jib length (m)	8.5					11.6					14.7					17.8					20.9				
	Offset					Offset					Offset					Offset					Offset				
Working radius (m)	5°	15°	30°	45°	60°	5°	15°	30°	45°	60°	5°	15°	30°	45°	60°	5°	15°	30°	45°	60°	5°	15°	30°	45°	60°
10.0	13.8																								
11.0	13.8	13.8				11.8																			
12.0	13.8	13.8				11.8					10.1														
14.0	13.8	13.8	13.3	13.0		11.8	11.8				10.1	10.1				6.7									
16.0	13.4	13.0	12.5	12.2	12.1	11.8	11.8	11.3			10.1	10.0				6.7					5.6				
18.0	12.3	12.1	11.7	11.5	11.4	11.5	11.2	10.7	9.5		10.1	9.6	8.4			6.7	6.7				5.6	5.6			
20.0	11.1	11.2	11.0	10.8	10.8	10.9	10.5	10.1	9.3	8.5	10.0	9.5	8.2	7.3		6.7	6.7	6.7			5.6	5.6			
22.0	8.5	9.2	10.1	10.2	10.2	9.4	9.9	9.5	9.1	8.4	9.4	9.1	7.9	7.1	6.4	6.7	6.7	6.5			5.6	5.6	5.3		
24.0	6.3	7.0	7.8	8.4	8.6	7.2	8.1	9.0	8.9	8.3	7.9	8.7	7.7	6.9	6.3	6.7	6.7	6.3	5.7		5.6	5.6	5.1		
26.0	4.6	5.1	5.9	6.3		5.4	6.2	7.2	7.9	8.3	6.1	7.1	7.4	6.8	6.2	6.7	6.7	6.1	5.6	5.0	5.6	5.6	5.0	4.5	
28.0		3.6	4.2	4.6		3.9	4.6	5.5	6.1		4.6	5.5	6.7	6.6	6.2	5.5	6.5	5.9	5.5	5.0	5.6	5.5	4.8	4.4	3.9
30.0								4.0	4.6			4.1	5.2	5.9	6.1	4.2	5.1	5.7	5.3	4.9	4.8	5.3	4.7	4.3	3.8
32.0									3.2				3.9	4.5			3.9	5.0	5.2	4.9	3.6	4.7	4.5	4.2	3.8
34.0														3.3				3.9	4.6			3.6	4.4	4.1	3.8
36.0																		2.8	3.5			2.6	3.8	4.0	3.7
38.0																							2.8	3.6	
40.0																								2.7	
θ (°)	63-84	62-84	64-84	65-84	69-84	63-84	65-84	65-84	64-84	69-84	65-84	65-84	65-84	65-84	69-84	64-84	65-84	64-84	66-84	69-84	64-84	63-84	64-84	65-84	69-84
Standard hook	25 t					25 t					25 t					7.8 t									
The weights of the hooks	450 kg					450 kg					450 kg					300 kg									
Standard number of part lines	2					2					2					1									

Note: 35 t counterweight, 7.0 m outrigger extension width.

■ Performance FI

55.0 m Boom + 1.85 m + Fully Automatic Luffing Jib

Unit: ton

Jib length (m) Working radius (m)	8.5					11.6					14.7					17.8					20.9				
	Offset					Offset					Offset					Offset					Offset				
	5°	15°	30°	45°	60°	5°	15°	30°	45°	60°	5°	15°	30°	45°	60°	5°	15°	30°	45°	60°	5°	15°	30°	45°	60°
11.0	11.5																								
12.0	11.5	11.5				10.0																			
14.0	11.5	11.5	11.4			10.0	10.0				6.9					6.7									
16.0	11.2	11.0	10.6	10.4	10.4	10.0	9.9	9.7			6.9					6.7						5.6			
18.0	10.5	10.2	9.9	9.7	9.7	9.6	9.5	9.1	8.9		6.9	6.9				6.7	6.7				5.6				
20.0	9.8	9.6	9.3	9.1	9.1	9.3	8.9	8.6	8.4	8.4	6.9	6.9	6.9			6.7	6.7				5.6	5.6			
22.0	8.8	9.0	8.7	8.6	8.6	8.7	8.4	8.1	8.0	8.0	6.9	6.9	6.9	6.9		6.7	6.7	6.3			5.6	5.6			
24.0	6.6	7.3	8.1	8.1	8.1	7.4	7.9	7.6	7.5	7.5	6.9	6.9	6.9	6.9	6.4	6.7	6.7	6.1	5.6		5.6	5.6	5.0		
26.0	4.8	5.4	6.1	6.6	6.9	5.6	6.4	7.2	7.1	7.1	6.6	6.9	6.7	6.6	6.3	6.6	6.5	5.9	5.5	5.1	5.6	5.6	4.8		
28.0		3.9	4.5	4.9		4.1	4.8				5.0	5.9	6.3	6.2	6.2	5.6	6.2	5.8	5.4	5.0	5.6	5.4	4.7	4.3	
30.0								4.3	4.8		3.7	4.5	5.6	5.9	5.9	4.3	5.3	5.6	5.2	4.9	4.9	5.2	4.6	4.2	3.9
32.0									3.5			3.3	4.3	5.0	5.4		4.0	5.2	5.1	4.9	3.7	4.8	4.4	4.1	3.8
34.0													3.2	3.8				4.0	4.8	4.9		3.7	4.3	4.0	3.8
36.0																		3.0	3.7				3.9	4.0	3.7
38.0																				2.7			2.9	3.7	3.7
40.0																							2.8		
θ (°)	65-84	64-84	66-84	67-84	69-84	65-84	66-84	66-84	66-84	69-84	65-84	65-84	65-84	67-84	69-84	66-84	66-84	65-84	65-84	69-84	66-84	66-84	66-84	66-84	69-84
Standard hook	25 t										7.8 t														
The weights of the hooks	450 kg										300 kg														
Standard number of part lines	2										1														

Note: 35 t counterweight, 7.0 m outrigger extension width.

■ Performance FI

59.2 m Boom + 1.85 m + Fully Automatic Luffing Jib

Unit: ton

Jib length (m) Working radius (m)	8.5					11.6					14.7					17.8					20.9				
	Offset					Offset					Offset					Offset					Offset				
	5°	15°	30°	45°	60°	5°	15°	30°	45°	60°	5°	15°	30°	45°	60°	5°	15°	30°	45°	60°	5°	15°	30°	45°	60°
11.0	9.6																								
12.0	9.6	9.4				7.5																			
14.0	9.0	8.7	8.3			7.5	7.5				6.5					5.7									
16.0	8.4	8.3	7.7	7.5		7.5	7.4				6.5	6.5				5.7					5.0				
18.0	8.1	7.8	7.3	7.1	7.0	7.2	6.9	6.5			6.5	6.3				5.7	5.7				5.0				
20.0	7.5	7.3	6.9	6.7	6.6	7.0	6.5	6.1	5.9		6.3	6.0	5.5			5.7	5.5				5.0	5.0			
22.0	7.1	6.8	6.6	6.3	6.3	6.5	6.2	5.8	5.6	5.5	5.9	5.6	5.2	5.0		5.5	5.2	4.8			5.0	4.8			
24.0	6.6	6.4	6.2	6.0	6.0	6.1	5.9	5.5	5.3	5.3	5.7	5.3	5.0	4.8	4.7	5.2	4.9	4.6			4.8	4.5	4.2		
26.0	5.2	5.8	5.8	5.7	5.7	5.8	5.6	5.2	5.0	5.0	5.4	5.1	4.8	4.6	4.5	5.0	4.7	4.4	4.2		4.6	4.3	4.0		
28.0		4.2	4.9	5.3		4.7	5.2	5.0	4.8	4.8	5.1	4.8	4.5	4.4	4.3	4.8	4.4	4.2	4.0	3.9	4.3	4.1	3.8	3.6	
30.0				3.8		4.0	4.8	4.6			4.0	4.6	4.3	4.2	4.2	4.5	4.2	4.0	3.8	3.8	4.2	3.9	3.6	3.5	
32.0								3.6	4.1			3.6	4.1	4.0	4.0		4.0	3.8	3.7	3.6	3.9	3.7	3.5	3.3	3.3
34.0													3.4	3.8				3.6	3.5	3.5		3.5	3.3	3.2	3.2
36.0																		3.2	3.3				3.2	3.1	3.1
38.0																				2.9			3.0	3.0	3.0
40.0																							2.8		
θ (°)	67-84	66-84	67-84	66-84	70-84	67-84	66-84	66-84	67-84	70-84	66-84	66-84	67-84	68-84	70-84	67-84	68-84	67-84	67-84	70-84	67-84	68-84	67-84	68-84	70-84
Standard hook	25 t										7.8 t														
The weights of the hooks	450 kg										300 kg														
Standard number of part lines	2										1														

Note: 35 t counterweight, 7.0 m outrigger extension width.

■ Performance FI

63.4 m Boom + 1.85 m + Fully Automatic Luffing Jib

Unit: ton

Jib length (m) Working radius (m)	8.5					11.6					14.7					17.8					20.9				
	Offset					Offset					Offset					Offset					Offset				
	5°	15°	30°	45°	60°	5°	15°	30°	45°	60°	5°	15°	30°	45°	60°	5°	15°	30°	45°	60°	5°	15°	30°	45°	60°
14.0	7.0	7.0				6.1					5.4														
16.0	6.8	6.6	6.3			6.1	6.0				5.4					4.7									
18.0	6.3	6.1	5.9	5.7		5.9	5.7	5.3			5.4	5.2				4.7					4.2				
20.0	6.0	5.8	5.5	5.3	5.3	5.5	5.3	5.0	4.8		5.2	4.9				4.7	4.5				4.2				
22.0	5.6	5.4	5.1	5.0	5.0	5.2	5.0	4.7	4.5	4.5	4.8	4.6	4.3			4.6	4.3				4.2	4.0			
24.0	5.3	5.1	4.8	4.7	4.7	4.9	4.7	4.4	4.3	4.2	4.5	4.3	4.1	3.9		4.3	4.0	3.8			4.0	3.7			
26.0	4.9	4.8	4.6	4.4	4.4	4.6	4.4	4.2	4.1	4.0	4.3	4.1	3.9	3.7	3.7	4.0	3.8	3.6			3.8	3.5	3.3		
28.0	4.3	4.5	4.3	4.2	4.2	4.3	4.1	3.9	3.9	3.8	4.0	3.8	3.6	3.5	3.5	3.8	3.6	3.4	3.3	3.2	3.6	3.4	3.1		
30.0			4.0	4.0			3.9	3.7	3.6	3.6	3.8	3.6	3.5	3.3	3.3	3.6	3.4	3.2	3.1	3.1	3.3	3.2	3.0	2.9	
32.0								3.5	3.4			3.4	3.3	3.2	3.2		3.2	3.0	2.9	2.9	3.2	3.0	2.8	2.7	2.7
34.0													3.1	3.0	3.0			2.9	2.8	2.8		2.9	2.7	2.6	2.6
36.0														2.8				2.7	2.7	2.6			2.6	2.5	2.4
38.0																				2.5			2.4	2.3	2.3
40.0																							2.2	2.2	2.2
θ (°)	67-84	68-84	67-84	68-84	70-84	68-84	68-84	68-84	69-84	70-84	68-84	68-84	68-84	68-84	70-84	69-84	69-84	68-84	68-84	70-84	68-84	69-84	69-84	69-84	70-84
Standard hook	7.8 t																								
The weights of the hooks	300 kg																								
Standard number of part lines	1																								

Note: 35 t counterweight, 7.0 m outrigger extension width.

■ Performance FJ

30.0 m Boom + 1.85 m + Fully Automatic Luffing Jib

Unit: ton

Jib length (m)	8.5					11.6					14.7					17.8					20.9				
	Offset					Offset					Offset					Offset					Offset				
Working radius (m)	5°	15°	30°	45°	60°	5°	15°	30°	45°	60°	5°	15°	30°	45°	60°	5°	15°	30°	45°	60°	5°	15°	30°	45°	60°
7.0	26.1	20.9				14.6					13.9														
8.0	24.4	19.9				14.6	14.6				13.9					13.5									
9.0	22.8	19.0	15.8			14.6	14.6				13.9					13.4							5.6		
10.0	21.5	18.2	15.3	13.6		14.6	14.5				13.9	12.4				13.0							5.6		
11.0	20.3	17.4	14.9	13.3	12.2	14.6	13.8	11.5			13.9	11.8				12.5	10.2						5.6		
12.0	19.2	16.7	14.5	13.1	12.1	14.6	13.2	11.2			13.4	11.3				11.7	9.8						5.6		
14.0	16.7	15.5	13.8	12.7	11.9	13.9	12.2	10.6	9.5	8.6	12.0	10.3	8.8			10.4	8.9						5.6	5.6	
16.0	12.2	13.1	13.2	12.4	11.8	12.6	11.3	10.0	9.2	8.5	10.8	9.5	8.3	7.4		9.3	8.2	7.0					5.6	5.6	
18.0	8.8	9.7	10.6	11.2	11.5	10.2	10.5	9.6	8.9	8.4	9.8	8.8	7.8	7.1	6.5	8.4	7.6	6.6	5.8				5.6	5.6	
20.0	6.0	6.8	7.7	8.3		7.5	8.5	9.1	8.7	8.3	8.6	8.2	7.5	6.9	6.4	7.7	7.0	6.3	5.6	5.0			5.6	5.6	
22.0	3.8	4.4	5.2	5.6		5.2	6.1	7.3	8.0	8.3	6.4	7.5	7.1	6.7	6.3	7.0	6.5	6.0	5.4	4.9		5.6	5.6		
24.0			3.2	3.5		3.4	4.2	5.1	5.8		4.5	5.5	6.8	6.5	6.3	5.4	6.1	5.7	5.3	4.8		5.6	5.5		
26.0							2.6	3.4	3.8		3.0	3.8	4.9	5.7		3.8	4.9	5.4	5.1	4.8		4.9	5.2		
28.0								1.9	2.2			2.4	3.4	4.0		2.5	3.5	4.6	5.0			3.6	4.7		
30.0													2.0	2.5			2.2	3.3	4.0			2.5	3.4		
32.0																		2.1	2.6				2.4	3.5	
34.0																							2.4	3.1	
36.0																							1.4	2.0	
θ (°)	54-84	56-84	54-84	55-84	65-84	54-84	53-84	52-84	53-84	65-84	54-84	54-84	54-84	55-84	66-84	54-84	54-84	55-84	57-84	67-84	55-84	55-84	53-84	56-84	
Standard hook	80 t					25 t					7.8 t														
The weights of the hooks	1150 kg					450 kg					300 kg														
Standard number of part lines	4					2					1														

Note: 23.5 t counterweight, 7.0 m outrigger extension width.

■ Performance FJ

34.1 m Boom + 1.85 m + Fully Automatic Luffing Jib

Unit: ton

Jib length (m)	8.5					11.6					14.7					17.8					20.9				
	Offset					Offset					Offset					Offset					Offset				
Working radius (m)	5°	15°	30°	45°	60°	5°	15°	30°	45°	60°	5°	15°	30°	45°	60°	5°	15°	30°	45°	60°	5°	15°	30°	45°	60°
7.0	27.5	21.5				14.6					13.9					13.5									
8.0	25.8	20.5				14.6					13.9					13.5									
9.0	24.2	19.7	16.0			14.6	14.6				13.9					13.2									
10.0	22.8	18.8	15.6			14.6	14.6				13.9	12.8				12.8									
11.0	21.6	18.1	15.2	13.4		14.6	14.6	11.9			13.9	12.2				12.4	10.5						5.6		
12.0	20.5	17.4	14.8	13.2	12.1	14.6	14.1	11.6			13.9	11.7				12.0	10.0						5.6		
14.0	16.6	16.2	14.1	12.8	11.9	14.6	13.0	11.0	9.7		12.8	10.7	8.9			11.0	9.2					5.6	5.6		
16.0	12.1	13.1	13.5	12.5	11.8	13.4	12.1	10.4	9.4	8.6	11.5	9.9	8.4	7.4		9.9	8.5	7.1				5.6	5.6		
18.0	8.7	9.7	10.6	11.3	11.7	10.1	11.1	10.0	9.1	8.4	10.4	9.2	8.0	7.2	6.5	9.0	7.8	6.7				5.6	5.6		
20.0	5.9	6.7	7.8	8.4	8.6	7.4	8.5	9.5	8.9	8.4	8.4	8.6	7.6	6.9	6.4	8.2	7.3	6.4	5.6			5.6	5.6		
22.0		4.4	5.3	5.8		5.1	6.1	7.3	8.1	8.3	6.2	7.4	7.3	6.7	6.3	7.0	6.8	6.1	5.5	4.9		5.6	5.6		
24.0						3.3	4.1	5.2	5.9		4.3	5.4	6.7	6.6	6.2	5.1	6.4	5.8	5.3	4.8		5.6	5.6		
26.0								3.4	4.0		2.8	3.7	4.9	5.8	6.2	3.6	4.7	5.6	5.2	4.7		4.7	5.4		
28.0									2.4				3.4	4.1			3.3	4.6	5.0	4.7		3.4	4.5		
30.0														2.6				3.2	4.0			2.2	3.3		
32.0																			2.7				2.2	3.4	
34.0																							2.3	3.1	
36.0																								2.0	
θ (°)	61-84	60-84	62-84	63-84	66-84	58-84	60-84	60-84	58-84	66-84	58-84	60-84	61-84	59-84	66-84	60-84	60-84	61-84	61-84	67-84	58-84	59-84	60-84	60-84	
Standard hook	80 t					25 t					7.8 t														
The weights of the hooks	1150 kg					450 kg					300 kg														
Standard number of part lines	4					2					1														

Note: 23.5 t counterweight, 7.0 m outrigger extension width.

■ Performance FJ

38.3 m Boom + 1.85 m + Fully Automatic Luffing Jib

Unit: ton

Jib length (m) Working radius (m)	8.5					11.6					14.7					17.8					20.9							
	Offset					Offset					Offset					Offset					Offset							
	5°	15°	30°	45°	60°	5°	15°	30°	45°	60°	5°	15°	30°	45°	60°	5°	15°	30°	45°	60°	5°	15°	30°	45°	60°			
7.0	25.0																											
8.0	25.0	21.6				14.6																						
9.0	25.0	20.7				14.6					13.9					12.9												
10.0	24.7	19.9	16.1			14.6	14.6				13.9					12.6												
11.0	23.4	19.1	15.7			14.6	14.6				13.9	12.6				12.2								5.6				
12.0	22.2	18.4	15.3	13.5	12.2	14.6	14.6	11.8			13.9	12.1				11.8	10.1							5.6				
14.0	16.7	17.2	14.6	13.1	12.1	14.6	13.6	11.2	9.8		13.6	11.1	9.1			11.1	9.5							5.6				
16.0	12.2	13.2	14.0	12.8	11.9	13.3	12.6	10.7	9.5	8.6	12.3	10.3	8.6			10.6	8.8	7.2						5.6	5.6			
18.0	8.8	9.8	10.8	11.5	11.8	10.0	11.1	10.2	9.2	8.5	10.9	9.6	8.2	7.3			9.6	8.2	6.9					5.6	5.6			
20.0	6.0	6.8	7.9	8.6	8.9	7.3	8.4	9.6	9.0	8.4	8.3	9.0	7.8	7.0	6.4	8.8	7.6	6.5	5.7					5.6	5.6	5.6		
22.0		4.5	5.4	6.0		5.0	6.0	7.3	8.1	8.3	6.0	7.2	7.5	6.8	6.3	6.8	7.1	6.2	5.5	4.9				5.6	5.6	5.5		
24.0				3.9			4.1	5.2	6.0	6.3	4.1	5.2	6.7	6.7	6.2	4.9	6.2	6.0	5.4	4.8				5.6	5.6	5.3	4.5	
26.0								3.4	4.1			3.6	4.8	5.8	6.2	3.4	4.5	5.7	5.2	4.8				4.4	5.6	5.0	4.4	3.9
28.0													3.3	4.1				4.5	5.1	4.7				3.1	4.3	4.8	4.3	3.8
30.0																		3.1	4.0						3.1	4.5	4.2	3.8
32.0																			2.7							3.3	4.1	3.8
34.0																												3.1
θ (°)	64-84	63-84	65-84	63-84	67-84	63-84	63-84	63-84	64-84	67-84	63-84	63-84	63-84	65-84	67-84	62-84	65-84	64-84	64-84	68-84	63-84	63-84	65-84	66-84	68-84	68-84	68-84	
Standard hook	80 t					25 t										7.8 t												
The weights of the hooks	1150 kg					450 kg										300 kg												
Standard number of part lines	4					2										1												

Note: 23.5 t counterweight, 7.0 m outrigger extension width.

■ Performance FJ

42.5 m Boom + 1.85 m + Fully Automatic Luffing Jib

Unit: ton

Jib length (m) Working radius (m)	8.5					11.6					14.7					17.8					20.9							
	Offset					Offset					Offset					Offset					Offset							
	5°	15°	30°	45°	60°	5°	15°	30°	45°	60°	5°	15°	30°	45°	60°	5°	15°	30°	45°	60°	5°	15°	30°	45°	60°			
8.0	21.3																											
9.0	21.3	21.3				14.6																						
10.0	21.3	20.5				14.6					13.9					11.5												
11.0	21.3	19.7	15.9			14.6	14.6				13.9					11.5												
12.0	21.0	19.0	15.6	13.6		14.6	14.6				13.8	12.0				11.5									5.6			
14.0	16.9	17.8	14.9	13.3	12.1	14.6	14.1	11.4			13.1	11.4				10.8	9.4							5.6				
16.0	12.4	13.3	14.3	12.9	12.0	13.5	13.1	10.9	9.6	8.6	12.4	10.7	8.8			10.2	8.9							5.6	5.6			
18.0	9.0	9.9	11.0	11.7	11.8	10.1	11.2	10.5	9.4	8.5	10.9	10.0	8.4	7.3			9.8	8.5	7.0					5.6	5.6			
20.0	6.2	7.1	8.1	8.8	9.1	7.4	8.5	9.8	9.1	8.4	8.3	9.4	8.0	7.1	6.4	9.0	7.9	6.7	5.8					5.6	5.6	5.6		
22.0		4.7	5.7	6.3	6.6	5.1	6.1	7.5	8.3	8.3	6.0	7.3	7.7	6.9	6.3	6.8	7.4	6.4	5.6	4.9				5.6	5.6	5.5		
24.0				4.2			4.2	5.3	6.2	6.6	4.2	5.3	6.8	6.8	6.3	4.9	6.2	6.1	5.4	4.8				5.6	5.6	5.3	4.6	
26.0									4.3	4.6			5.0	6.0	6.2		4.6	5.9	5.3	4.8				4.4	5.6	5.1	4.4	3.9
28.0														4.3	4.7			4.6	5.2	4.7				4.3	4.9	4.3	3.9	
30.0																			4.2	4.7					4.6	4.2	3.8	
32.0																									3.4	4.1	3.8	
34.0																											3.2	3.7
θ (°)	66-84	65-84	67-84	65-84	67-84	66-84	65-84	67-84	67-84	67-84	65-84	67-84	68-84	68-84	67-84	67-84	67-84	68-84	69-84	68-84	66-84	67-84	67-84	68-84	68-84	68-84	68-84	
Standard hook	25 t					25 t										7.8 t												
The weights of the hooks	450 kg					450 kg										300 kg												
Standard number of part lines	3					2										1												

Note: 23.5 t counterweight, 7.0 m outrigger extension width.

■ Performance FJ

46.7 m Boom + 1.85 m + Fully Automatic Luffing Jib

Unit: ton

Jib length (m)	8.5					11.6					14.7					17.8					20.9				
	Offset					Offset					Offset					Offset					Offset				
Working radius (m)	5°	15°	30°	45°	60°	5°	15°	30°	45°	60°	5°	15°	30°	45°	60°	5°	15°	30°	45°	60°	5°	15°	30°	45°	60°
9.0	17.5																								
10.0	17.5	17.5				14.2																			
11.0	17.5	17.5				14.2					12.0					10.1									
12.0	17.5	17.5	15.8			14.2	14.2				12.0					10.1									
14.0	16.9	16.4	15.2	13.4		14.2	14.0	11.6			12.0	11.1				10.1	9.1				5.6				
16.0	12.6	13.5	14.6	13.1	12.0	13.6	13.6	11.1	9.7		12.0	10.6	8.9			9.9	8.7				5.6				
18.0	9.2	10.1	11.1	11.9	11.9	10.2	11.3	10.7	9.5	8.5	11.0	10.2	8.5			9.4	8.3	7.0			5.6	5.6			
20.0	6.4	7.2	8.3	9.0	9.4	7.5	8.7	9.9	9.2	8.4	8.4	9.6	8.2	7.2	6.4	9.0	8.0	6.8			5.6	5.6			
22.0			5.9	6.5	6.8	5.3	6.3	7.6	8.4	8.4	6.1	7.4	7.9	7.0	6.4	6.8	7.6	6.5	5.6		5.6	5.6	5.4		
24.0								5.5	6.4	6.8			5.4	6.9	6.8	6.3	5.0	6.3	6.2	5.5	4.8	5.6	5.6	5.2	
26.0									4.5	4.9			5.1	6.1	6.2		4.6	6.0	5.4	4.8	4.4	5.6	5.1	4.5	
28.0														4.4	4.9			4.6	5.2	4.7		4.3	4.9	4.4	3.9
30.0																			4.3	4.7			4.6	4.3	3.8
32.0																				3.5			3.4	4.2	3.8
34.0																								3.3	3.7
θ (°)	68-84	69-84	69-84	70-84	68-84	67-84	69-84	69-84	69-84	68-84	69-84	69-84	70-84	69-84	71-84	68-84	69-84	70-84	70-84	69-84	68-84	69-84	69-84	69-84	69-84
Standard hook	25 t					25 t										7.8 t									
The weights of the hooks	450 kg					450 kg										300 kg									
Standard number of part lines	3					2										1									

Note: 23.5 t counterweight, 7.0 m outrigger extension width.

■ Performance FJ

50.9 m Boom + 1.85 m + Fully Automatic Luffing Jib

Unit: ton

Jib length (m)	8.5					11.6					14.7					17.8					20.9				
	Offset					Offset					Offset					Offset					Offset				
Working radius (m)	5°	15°	30°	45°	60°	5°	15°	30°	45°	60°	5°	15°	30°	45°	60°	5°	15°	30°	45°	60°	5°	15°	30°	45°	60°
10.0	13.8																								
11.0	13.8	13.8				11.8																			
12.0	13.8	13.8				11.8					10.1														
14.0	13.8	13.8	13.3	13.0		11.8	11.8				10.1	10.1				6.7									
16.0	13.0	13.0	12.5	12.2	12.1	11.8	11.8	11.3			10.1	10.0				6.7					5.6				
18.0	9.7	10.5	11.5	11.5	11.4	10.5	11.2	10.7	9.5		10.1	9.6	8.4			6.7	6.7				5.6	5.6			
20.0	6.9	7.7	8.8	9.4	9.8	7.8	8.9	10.1	9.3	8.5	8.6	9.5	8.2	7.3		6.7	6.7	6.7			5.6	5.6			
22.0			6.3	7.0	7.3		6.5	7.8	8.6	8.4	6.3	7.6	7.9	7.1	6.4	6.7	6.7	6.5			5.6	5.6	5.3		
24.0					5.2			5.7	6.6	7.1		5.6	7.0	6.9	6.3	5.4	6.7	6.3	5.7		5.6	5.6	5.1		
26.0									4.8	5.2			5.3	6.3	6.2		5.0	6.1	5.6	5.0	4.5	5.6	5.0	4.5	
28.0														4.6	5.2			5.0	5.5	5.0		4.4	4.8	4.4	3.9
30.0																			4.7	4.9			4.7	4.3	3.8
32.0																					3.9			4.2	3.8
34.0																								3.5	3.8
θ (°)	70-84	71-84	70-84	71-84	70-84	71-84	71-84	71-84	70-84	71-84	70-84	70-84	71-84	71-84	72-84	70-84	70-84	71-84	72-84	71-84	69-84	70-84	72-84	71-84	72-84
Standard hook	25 t										7.8 t														
The weights of the hooks	450 kg										300 kg														
Standard number of part lines	2										1														

Note: 23.5 t counterweight, 7.0 m outrigger extension width.

Performance FJ

55.0 m Boom + 1.85 m + Fully Automatic Luffing Jib

Unit: ton

Jib length (m) Working radius (m)	8.5 Offset					11.6 Offset					14.7 Offset					17.8 Offset					20.9 Offset				
	5°	15°	30°	45°	60°	5°	15°	30°	45°	60°	5°	15°	30°	45°	60°	5°	15°	30°	45°	60°	5°	15°	30°	45°	60°
11.0	11.5																								
12.0	11.5	11.5				10.0																			
14.0	11.5	11.5	11.4			10.0	10.0				6.9					6.7									
16.0	11.2	11.0	10.6	10.4	10.4	10.0	9.9	9.7			6.9					6.7					5.6				
18.0	9.9	10.2	9.9	9.7	9.7	9.6	9.5	9.1	8.9		6.9	6.9				6.7	6.7				5.6				
20.0	7.1	8.0	9.0	9.1	9.1	8.0	8.9	8.6	8.4	8.4	6.9	6.9	6.9			6.7	6.7				5.6	5.6			
22.0			6.6	7.3	7.7		6.7	8.0	8.0	8.0	6.8	6.9	6.9	6.9		6.7	6.7	6.3			5.6	5.6			
24.0					5.5			6.0	6.8	7.3		6.0	6.9	6.9	6.4	5.5	6.7	6.1	5.6		5.6	5.6	5.0		
26.0									5.0	5.4			5.7	6.6	6.3		5.2	5.9	5.5	5.1		5.6	4.8		
28.0														5.1	5.7		5.2	5.4	5.0		4.5	4.7	4.3		
30.0															4.2				4.9	4.9			4.6	4.2	3.9
32.0																				4.1			4.1	3.8	
34.0																							3.6	3.8	
θ (°)	71-84	72-84	72-84	73-84	71-84	72-84	72-84	72-84	72-84	72-84	72-84	72-84	73-84	73-84	72-84	71-84	71-84	73-84	73-84	72-84	72-84	71-84	73-84	72-84	74-84
Standard hook	25 t										7.8 t														
The weights of the hooks	450 kg										300 kg														
Standard number of part lines	2										1														

Note: 23.5 t counterweight, 7.0 m outrigger extension width.

Performance FJ

59.2 m Boom + 1.85 m + Fully Automatic Luffing Jib

Unit: ton

Jib length (m) Working radius (m)	8.5 Offset					11.6 Offset					14.7 Offset					17.8 Offset					20.9 Offset				
	5°	15°	30°	45°	60°	5°	15°	30°	45°	60°	5°	15°	30°	45°	60°	5°	15°	30°	45°	60°	5°	15°	30°	45°	60°
11.0	9.6																								
12.0	9.6	9.4				7.5										5.7									
14.0	9.0	8.7	8.3			7.5	7.5				6.5					5.7									
16.0	8.4	8.3	7.7	7.5		7.5	7.4				6.5	6.5				5.7					5.0				
18.0	8.1	7.8	7.3	7.1	7.0	7.2	6.9	6.5			6.5	6.3				5.7	5.7				5.0				
20.0	7.5	7.3	6.9	6.7	6.6	7.0	6.5	6.1	5.9		6.3	6.0	5.5			5.7	5.5				5.0	5.0			
22.0			6.6	6.3	6.3	6.4	6.2	5.8	5.6	5.5	5.9	5.6	5.2	5.0		5.5	5.2	4.8			5.0	4.8			
24.0					5.8			5.5	5.3	5.3		5.3	5.0	4.8	4.7	5.2	4.9	4.6			4.8	4.5	4.2		
26.0									5.0	5.0			4.8	4.6	4.5		4.7	4.4	4.2			4.3	4.0		
28.0														4.4	4.3			4.2	4.0	3.9			3.8	3.6	
30.0															4.2				3.8	3.8			3.6	3.5	
32.0																				3.6				3.3	3.3
34.0																								3.2	3.2
θ (°)	72-84	73-84	73-84	74-84	73-84	72-84	73-84	73-84	73-84	74-84	73-84	73-84	74-84	74-84	73-84	72-84	73-84	74-84	74-84	74-84	73-84	74-84	74-84	73-84	75-84
Standard hook	25 t										7.8 t														
The weights of the hooks	450 kg										300 kg														
Standard number of part lines	2										1														

Note: 23.5 t counterweight, 7.0 m outrigger extension width.

Performance FJ

63.4 m Boom + 1.85 m + Fully Automatic Luffing Jib

Unit: ton

Jib length (m) Working radius (m)	8.5 Offset					11.6 Offset					14.7 Offset					17.8 Offset					20.9 Offset				
	5°	15°	30°	45°	60°	5°	15°	30°	45°	60°	5°	15°	30°	45°	60°	5°	15°	30°	45°	60°	5°	15°	30°	45°	60°
14.0	7.0	7.0				6.1					5.4														
16.0	6.8	6.6	6.3			6.1	6.0				5.4					4.7									
18.0	6.3	6.1	5.9	5.7		5.9	5.7	5.3			5.4	5.2				4.7					4.2				
20.0	6.0	5.8	5.5	5.3	5.3	5.5	5.3	5.0	4.8		5.2	4.9				4.7	4.5				4.2				
22.0		5.4	5.1	5.0	5.0	5.2	5.0	4.7	4.5	4.5	4.8	4.6	4.3			4.6	4.3				4.2	4.0			
24.0				4.7	4.7			4.4	4.3	4.2		4.3	4.1	3.9		4.3	4.0	3.8			4.0	3.7			
26.0									4.1	4.0				3.9	3.7		3.8	3.6				3.5	3.3		
28.0															3.5	3.5		3.4	3.3	3.2			3.1		
30.0																							3.0	2.9	
32.0																							2.7	2.7	
34.0																								2.6	
θ (°)	73-84	73-84	74-84	73-84	74-84	73-84	74-84	74-84	74-84	75-84	74-84	74-84	75-84	75-84	74-84	73-84	73-84	75-84	75-84	75-84	74-84	75-84	75-84	76-84	76-84
Standard hook											7.8 t														
The weights of the hooks											300 kg														
Standard number of part lines											1														

Note: 23.5 t counterweight, 7.0 m outrigger extension width.

Performance FK

30.0 m Boom + 1.85 m + Fully Automatic Luffing Jib

Unit: ton

Jib length (m) Working radius (m)	8.5					11.6					14.7					17.8					20.9				
	Offset					Offset					Offset					Offset					Offset				
	5°	15°	30°	45°	60°	5°	15°	30°	45°	60°	5°	15°	30°	45°	60°	5°	15°	30°	45°	60°	5°	15°	30°	45°	60°
7.0	26.1	20.9				14.6					13.9														
8.0	24.4	19.9				14.6	14.6				13.9					13.5									
9.0	22.8	19.0	15.8			14.6	14.6				13.9										5.6				
10.0	21.5	18.2	15.3	13.6		14.6	14.5				13.9	12.4				13.0					5.6				
11.0	19.3	17.4	14.9	13.3	12.2	14.6	13.8	11.5			13.9	11.8				12.5	10.2				5.6				
12.0	15.7	16.7	14.5	13.1	12.1	14.6	13.2	11.2			13.4	11.3				6.7	9.8				5.6				
14.0	10.5	11.6	13.1	12.7	11.9	12.0	12.2	10.6	9.5	8.6	12.0	10.3	8.8			10.4	8.9				5.6	5.6			
16.0	6.8	7.9	9.1	9.9	10.3	8.4	9.6	10.0	9.2	8.5	9.4	9.5	8.3	7.4		9.3	8.2	7.0			5.6	5.6			
18.0			5.9	6.7	7.1	5.4	6.7	8.1	8.9	8.4	6.6	8.0	7.8	7.1	6.5	7.5	7.6	6.6	5.8		5.6	5.6	5.6		
20.0							4.2	5.6	6.5	7.0	4.3	5.6	7.2	6.9	6.4	5.2	6.7	6.3	5.6	5.0		5.6	5.6	5.6	
22.0									4.2	4.6				3.6	5.1	6.2	6.3			4.7	6.0	5.4	4.9	4.6	
24.0															3.3	4.3	4.8				4.7	5.3	4.8	4.0	
26.0																				3.1	4.1	4.7		3.9	
28.0																								3.9	
30.0																								3.6	
θ (°)	65-84	66-84	65-84	67-84	65-84	64-84	63-84	66-84	65-84	65-84	63-84	63-84	64-84	66-84	66-84	65-84	66-84	64-84	68-84	67-84	65-84	64-84	66-84	66-84	
Standard hook	80 t					25 t					7.8 t														
The weights of the hooks	1150 kg					450 kg					300 kg														
Standard number of part lines	4					2					1														

Note: 12 t counterweight, 7.0 m outrigger extension width.

Performance FK

34.1 m Boom + 1.85 m + Fully Automatic Luffing Jib

Unit: ton

Jib length (m) Working radius (m)	8.5					11.6					14.7					17.8					20.9				
	Offset					Offset					Offset					Offset					Offset				
	5°	15°	30°	45°	60°	5°	15°	30°	45°	60°	5°	15°	30°	45°	60°	5°	15°	30°	45°	60°	5°	15°	30°	45°	60°
7.0	27.5	21.5				14.6					13.9					13.5									
8.0	25.8	20.5				14.6					13.9					13.2									
9.0	24.2	19.7	16.0			14.6	14.6				13.9					12.8									
10.0	22.8	18.8	15.6			14.6	14.6				13.9	12.8				12.8									
11.0	19.3	18.1	15.2	13.4		14.6	14.6	11.9			13.9	12.2				12.4	10.5				5.6				
12.0	15.6	17.1	14.8	13.2	12.1	14.6	14.1	11.6			13.9	11.7				12.0	10.0				5.6				
14.0	10.5	11.6	13.1	12.8	11.9	11.9	13.0	11.0	9.7		12.8	10.7	8.9			11.0	9.2				5.6	5.6			
16.0		7.8	9.1	10.0	10.5	8.3	9.5	10.4	9.4	8.6	9.2	9.9	8.4	7.4		9.9	8.5	7.1			5.6	5.6			
18.0			6.8	7.2	5.3	6.6	8.1	9.1	8.4	6.4	7.8	8.0	7.2	6.5	7.3	7.8	6.7				5.6	5.6	5.6		
20.0								5.6	6.6	7.1			5.5	7.1	6.9	6.4	5.0	6.5	6.4	5.6		5.6	5.6	5.6	
22.0									4.3	4.7				5.1	6.2	6.3		4.5	6.1	5.5	4.9	4.3	5.6	4.6	
24.0															4.3	4.9					4.5	5.3	4.8	3.9	
26.0																					4.1	4.7		3.9	
28.0																								3.8	
30.0																								3.7	
θ (°)	70-84	69-84	71-84	69-84	70-84	66-84	69-84	69-84	68-84	69-84	68-84	68-84	69-84	69-84	70-84	67-84	68-84	69-84	70-84	72-84	67-84	68-84	70-84	71-84	
Standard hook	80 t					25 t					7.8 t														
The weights of the hooks	1150 kg					450 kg					300 kg														
Standard number of part lines	4					2					1														

Note: 12 t counterweight, 7.0 m outrigger extension width.

Performance FK

38.3 m Boom + 1.85 m + Fully Automatic Luffing Jib

Unit: ton

Jib length (m) Working radius (m)	8.5					11.6					14.7					17.8					20.9				
	Offset					Offset					Offset					Offset					Offset				
	5°	15°	30°	45°	60°	5°	15°	30°	45°	60°	5°	15°	30°	45°	60°	5°	15°	30°	45°	60°	5°	15°	30°	45°	60°
7.0	25.0					14.6																			
8.0	25.0	21.6				14.6																			
9.0	25.0	20.7				14.6					13.9					12.9									
10.0	24.1	19.9	16.1			14.6	14.6				13.9					12.6									
11.0	19.4	19.1	15.7			14.6	14.6				13.9	12.6									5.6				
12.0	15.7	17.2	15.3	13.5	12.2	14.6	14.6	11.8			13.9	12.1				11.8	10.1				5.6				
14.0	10.6	11.7	13.3	13.1	12.1	11.8	13.3	11.2	9.8		12.8	11.1	9.1			11.1	9.5				5.6				
16.0		7.9	9.2	10.2	10.7	8.1	9.5	10.7	9.5	8.6	9.1	10.3	8.6			9.8	8.8	7.2			5.6	5.6			
18.0			6.1	7.0	7.4		6.5	8.1	9.2	8.5		7.7	8.2	7.3		7.1	8.2	6.9			5.6	5.6			
20.0								5.6	6.6	7.2			7.1	7.0	6.4		6.4	6.5	5.7		5.6	5.6	5.6		
22.0										4.9			5.0	6.2	6.3			6.2	5.5	4.9		5.6	5.5		
24.0															5.0									4.5	
26.0																								4.5	
28.0																								3.8	
30.0																								3.7	
θ (°)	72-84	71-84	70-84	71-84	72-84	71-84	70-84	71-84	73-84	71-84	72-84	72-84	71-84	73-84	72-84	71-84	72-84	74-84	72-84	73-84	71-84	72-84	72-84	73-84	
Standard hook	80 t					25 t					7.8 t														
The weights of the hooks	1150 kg					450 kg					300 kg														
Standard number of part lines	4					2					1														

Note: 12 t counterweight, 7.0 m outrigger extension width.

■ Performance FK

42.5 m Boom + 1.85 m + Fully Automatic Luffing Jib

Unit: ton

Jib length (m)	8.5					11.6					14.7					17.8					20.9				
	Offset					Offset					Offset					Offset					Offset				
Working radius (m)	5°	15°	30°	45°	60°	5°	15°	30°	45°	60°	5°	15°	30°	45°	60°	5°	15°	30°	45°	60°	5°	15°	30°	45°	60°
8.0	21.3																								
9.0	21.3	21.3				14.6																			
10.0	21.3	20.5				14.6					13.9					11.5									
11.0	19.6	19.7	15.9			14.6	14.6				13.9					11.5									
12.0	15.9	17.4	15.6	13.6		14.6	14.6				13.8	12.0				11.5					5.6				
14.0	10.8	11.9	13.4	13.3	12.1	11.9	13.5	11.4			12.8	11.4				10.8	9.4				5.6				
16.0		8.2	9.4	10.4	10.9	8.3	9.6	10.9	9.6	8.6	9.1	10.7	8.8			9.8	8.9				5.6	5.6			
18.0				7.3	7.7			8.2	9.3	8.5		7.8	8.4	7.3		7.1	8.5	7.0			5.6	5.6			
20.0									6.8	7.4			7.2	7.1	6.4		6.4	6.7	5.8			5.6	5.6		
22.0																	6.3	6.3	4.9			5.6	5.5		
24.0																		5.4	4.8				5.3	4.6	
26.0																			4.8				4.4	4.4	3.9
28.0																								4.3	3.9
30.0																									3.8
θ (°)	73-84	72-84	74-84	73-84	74-84	72-84	74-84	74-84	74-84	75-84	74-84	74-84	75-84	74-84	73-84	73-84	75-84	75-84	75-84	74-84	74-84	73-84	74-84	74-84	
Standard hook	25 t					25 t					25 t					7.8 t									
The weights of the hooks	450 kg					450 kg					450 kg					300 kg									
Standard number of part lines	3					2					1														

Note: 12 t counterweight, 7.0 m outrigger extension width.

■ Performance FK

46.7 m Boom + 1.85 m + Fully Automatic Luffing Jib

Unit: ton

Jib length (m)	8.5					11.6					14.7					17.8					20.9				
	Offset					Offset					Offset					Offset					Offset				
Working radius (m)	5°	15°	30°	45°	60°	5°	15°	30°	45°	60°	5°	15°	30°	45°	60°	5°	15°	30°	45°	60°	5°	15°	30°	45°	60°
9.0	17.5																								
10.0	17.5	17.5				14.2																			
11.0	17.5	17.5				14.2					12.0					10.1									
12.0	16.1	17.5	15.8			14.2	14.2				12.0					10.1									
14.0	10.9	12.1	13.6	13.4		12.0	13.6	11.6			12.0	11.1				10.1	9.1				5.6				
16.0			9.6	10.5	11.1		9.7	11.1	9.7		9.2	10.6	8.9			9.9	8.7				5.6				
18.0				7.5	7.9			8.3	9.5	8.5		7.9	8.5			8.3	7.0				5.6	5.6			
20.0									6.9	7.5			7.2	7.2	6.4		6.8					5.6			
22.0														6.4	6.4			6.3	5.6				5.4		
24.0																			5.5	4.8			5.2		
26.0																				4.8				4.5	
28.0																								4.4	3.9
θ (°)	75-84	76-84	75-84	75-84	75-84	76-84	75-84	76-84	75-84	76-84	75-84	75-84	76-84	78-84	76-84	76-84	76-84	77-84	76-84	75-84	76-84	76-84	76-84	78-84	
Standard hook	25 t					25 t					25 t					7.8 t									
The weights of the hooks	450 kg					450 kg					450 kg					300 kg									
Standard number of part lines	3					2					1														

Note: 12 t counterweight, 7.0 m outrigger extension width.

■ Performance FK

50.9 m Boom + 1.85 m + Fully Automatic Luffing Jib

Unit: ton

Jib length (m)	8.5					11.6					14.7					17.8					20.9				
	Offset					Offset					Offset					Offset					Offset				
Working radius (m)	5°	15°	30°	45°	60°	5°	15°	30°	45°	60°	5°	15°	30°	45°	60°	5°	15°	30°	45°	60°	5°	15°	30°	45°	60°
10.0	13.8																								
11.0	13.8	13.8				11.8																			
12.0	13.8	13.8				11.8					10.1														
14.0	11.4	12.5	13.3	13.0		11.8	11.8				10.1	10.1				6.7									
16.0			10.0	10.9	11.5		9.9	11.3			9.4	10.0				6.7					5.6				
18.0				7.8	8.3			8.5	9.5			8.0	8.4			6.7					5.6	5.6			
20.0									7.1	7.8			7.4	7.3			6.7				5.6				
22.0														6.5	6.4			6.5					5.3		
24.0																							5.1		
26.0																								4.5	
28.0																								3.9	
θ (°)	76-84	77-84	77-84	76-84	76-84	77-84	76-84	77-84	76-84	77-84	76-84	76-84	77-84	78-84	77-84	77-84	77-84	78-84	77-84	76-84	77-84	77-84	78-84	79-84	
Standard hook	25 t					25 t					25 t					7.8 t									
The weights of the hooks	450 kg					450 kg					450 kg					300 kg									
Standard number of part lines	2					2					1														

Note: 12 t counterweight, 7.0 m outrigger extension width.

■ Performance FL

30.0 m Boom + 1.85 m + Fully Automatic Luffing Jib

Unit: ton

Jib length (m)	8.5					11.6					14.7					17.8					20.9				
	Offset					Offset					Offset					Offset					Offset				
Working radius (m)	5°	15°	30°	45°	60°	5°	15°	30°	45°	60°	5°	15°	30°	45°	60°	5°	15°	30°	45°	60°	5°	15°	30°	45°	60°
7.0	26.1	20.9				14.6					13.9														
8.0	24.4	19.9				14.6	14.6				13.9					13.5									
9.0	22.8	19.0	15.8			14.6	14.6				13.9					13.4							5.6		
10.0	21.5	18.2	15.3	13.6		14.6	14.5				13.9	12.4				13.0							5.6		
11.0	20.3	17.4	14.9	13.3	12.2	14.6	13.8	11.5			13.9	11.8				12.5	10.2						5.6		
12.0	19.2	16.7	14.5	13.1	12.1	14.6	13.2	11.2			13.4	11.3				11.7	9.8						5.6		
14.0	16.7	15.5	13.8	12.7	11.9	13.9	12.2	10.6	9.5	8.6	12.0	10.3	8.8			10.4	8.9						5.6	5.6	
16.0	12.4	13.3	13.2	12.4	11.8	12.6	11.3	10.0	9.2	8.5	10.8	9.5	8.3	7.4		9.3	8.2	7.0					5.6	5.6	
18.0	9.1	10.0	10.9	11.5	11.7	10.5	10.5	9.6	8.9	8.4	9.8	8.8	7.8	7.1	6.5	8.4	7.6	6.6	5.8				5.6	5.6	
20.0	6.4	7.1	8.0	8.6		7.8	8.9	9.1	8.7	8.3	8.9	8.2	7.5	6.9	6.4	7.7	7.0	6.3	5.6	5.0			5.6	5.6	
22.0	4.2	4.8	5.6	6.0		5.6	6.5	7.6	8.3	8.3	6.7	7.7	7.1	6.7	6.3	7.0	6.5	6.0	5.4	4.9			5.6	5.6	
24.0		3.0	3.6	3.9		3.8	4.6	5.5	6.1		4.9	5.8	6.8	6.5	6.3	5.7	6.1	5.7	5.3	4.8			5.6	5.5	
26.0						2.3	3.0	3.7	4.2		3.4	4.2	5.3	6.0		4.2	5.2	5.4	5.1	4.8			5.3	5.2	
28.0							1.6	2.2	2.6		2.1	2.8	3.7	4.3		2.9	3.8	5.0	5.0				4.0	4.8	
30.0												1.6	2.4	2.8		1.8	2.6	3.6	4.3				2.8	3.8	
32.0																	1.5	2.4	2.9				1.9	2.7	
34.0																			1.7				1.7	2.7	
36.0																							1.7	2.3	
θ (°)	54-84	52-84	54-84	55-84	65-84	51-84	49-84	52-84	50-84	65-84	51-84	50-84	54-84	51-84	66-84	51-84	51-84	55-84	51-84	67-84	52-84	52-84	53-84	52-84	
Standard hook	80 t					25 t					7.8 t														
The weights of the hooks	1150 kg					450 kg					300 kg														
Standard number of part lines	4					2					1														

Note: 35 t counterweight, 5.6 m outrigger extension width.

■ Performance FL

34.1 m Boom + 1.85 m + Fully Automatic Luffing Jib

Unit: ton

Jib length (m)	8.5					11.6					14.7					17.8					20.9				
	Offset					Offset					Offset					Offset					Offset				
Working radius (m)	5°	15°	30°	45°	60°	5°	15°	30°	45°	60°	5°	15°	30°	45°	60°	5°	15°	30°	45°	60°	5°	15°	30°	45°	60°
7.0	27.5	21.5				14.6					13.9														
8.0	25.8	20.5				14.6					13.9					13.5									
9.0	24.2	19.7	16.0			14.6	14.6				13.9					13.2									
10.0	22.8	18.8	15.6			14.6	14.6				13.9	12.8				12.8									
11.0	21.6	18.1	15.2	13.4		14.6	14.6	11.9			13.9	12.2				12.4	10.5						5.6		
12.0	20.5	17.4	14.8	13.2	12.1	14.6	14.1	11.6			13.9	11.7				12.0	10.0						5.6		
14.0	16.6	16.2	14.1	12.8	11.9	14.6	13.0	11.0	9.7		12.8	10.7	8.9			11.0	9.2					5.6	5.6		
16.0	12.4	13.3	13.5	12.5	11.8	13.6	12.1	10.4	9.4	8.6	11.5	9.9	8.4	7.4		9.9	8.5	7.1				5.6	5.6		
18.0	9.1	10.0	10.9	11.6	11.7	10.4	11.3	10.0	9.1	8.4	10.4	9.2	8.0	7.2	6.5	9.0	7.8	6.7				5.6	5.6		
20.0	6.3	7.1	8.1	8.7	9.0	7.7	8.8	9.5	8.9	8.4	8.8	8.6	7.6	6.9	6.4	8.2	7.3	6.4	5.6				5.6	5.6	
22.0	4.2	4.8	5.7	6.2		5.5	6.4	7.6	8.4	8.3	6.5	7.7	7.3	6.7	6.3	7.3	6.8	6.1	5.5	4.9			5.6	5.6	
24.0			3.7	4.1		3.7	4.5	5.5	6.2		4.7	5.7	7.0	6.6	6.2	5.5	6.4	5.8	5.3	4.8			5.6	5.6	
26.0							2.9	3.8	4.3		3.2	4.1	5.2	6.1	6.2	4.0	5.0	5.6	5.2	4.7			5.0	5.4	
28.0								2.3	2.7			2.7	3.7	4.4		2.7	3.6	4.9	5.0	4.7			3.7	4.8	
30.0													2.4	2.9			2.4	3.5	4.3				2.6	3.6	
32.0																		2.3	3.0				2.5	3.7	
34.0																			1.8				2.6	3.4	
36.0																							1.7	2.3	
θ (°)	58-84	60-84	58-84	59-84	66-84	58-84	57-84	56-84	58-84	66-84	58-84	58-84	58-84	59-84	66-84	58-84	58-84	58-84	57-84	67-84	58-84	59-84	57-84	60-84	
Standard hook	80 t					25 t					7.8 t														
The weights of the hooks	1150 kg					450 kg					300 kg														
Standard number of part lines	4					2					1														

Note: 35 t counterweight, 5.6 m outrigger extension width.

Performance FL

38.3 m Boom + 1.85 m + Fully Automatic Luffing Jib

Unit: ton

Jib length (m)	8.5					11.6					14.7					17.8					20.9				
	Offset					Offset					Offset					Offset					Offset				
Working radius (m)	5°	15°	30°	45°	60°	5°	15°	30°	45°	60°	5°	15°	30°	45°	60°	5°	15°	30°	45°	60°	5°	15°	30°	45°	60°
7.0	25.0																								
8.0	25.0	21.6				14.6																			
9.0	25.0	20.7				14.6					13.9					12.9									
10.0	24.7	19.9	16.1			14.6	14.6				13.9					12.6									
11.0	23.4	19.1	15.7			14.6	14.6				13.9	12.6				12.2							5.6		
12.0	22.2	18.4	15.3	13.5	12.2	14.6	14.6	11.8			13.9	12.1				11.8	10.1						5.6		
14.0	16.7	17.2	14.6	13.1	12.1	14.6	13.6	11.2	9.8		13.6	11.1	9.1			11.1	9.5						5.6		
16.0	12.5	13.3	14.0	12.8	11.9	13.5	12.6	10.7	9.5	8.6	12.3	10.3	8.6			10.6	8.8	7.2					5.6	5.6	
18.0	9.1	10.1	11.0	11.7	11.8	10.3	11.4	10.2	9.2	8.5	11.1	9.6	8.2	7.3		9.6	8.2	6.9					5.6	5.6	
20.0	6.4	7.2	8.2	8.9	9.2	7.6	8.7	9.8	9.0	8.4	8.6	9.0	7.8	7.0	6.4	8.8	7.6	6.5	5.7				5.6	5.6	
22.0	4.2	4.9	5.8	6.4		5.4	6.4	7.6	8.4	8.3	6.4	7.6	7.5	6.8	6.3	7.1	7.1	6.2	5.5	4.9			5.6	5.6	
24.0			3.8	4.3		3.6	4.5	5.5	6.3	6.7	4.5	5.6	7.0	6.7	6.2	5.3	6.5	6.0	5.4	4.8			5.6	5.6	
26.0								3.8	4.4		3.0	4.0	5.2	6.1	6.2	3.8	4.9	5.7	5.2	4.8			4.8	5.0	
28.0									2.8				3.7	4.4			3.5	4.8	5.1	4.7			3.5	4.6	
30.0													3.0					3.4	4.3				3.4	4.6	
32.0																			3.0				2.3	3.6	
34.0																							2.5	3.4	
36.0																								2.3	
θ (°)	61-84	63-84	62-84	63-84	67-84	61-84	63-84	63-84	61-84	67-84	61-84	63-84	63-84	63-84	67-84	62-84	63-84	64-84	64-84	68-84	63-84	61-84	63-84	63-84	
Standard hook	80 t					25 t					25 t					7.8 t									
The weights of the hooks	1150 kg					450 kg					450 kg					300 kg									
Standard number of part lines	4					2					2					1									

Note: 35 t counterweight, 5.6 m outrigger extension width.

Performance FL

42.5 m Boom + 1.85 m + Fully Automatic Luffing Jib

Unit: ton

Jib length (m)	8.5					11.6					14.7					17.8					20.9				
	Offset					Offset					Offset					Offset					Offset				
Working radius (m)	5°	15°	30°	45°	60°	5°	15°	30°	45°	60°	5°	15°	30°	45°	60°	5°	15°	30°	45°	60°	5°	15°	30°	45°	60°
8.0	21.3																								
9.0	21.3	21.3				14.6																			
10.0	21.3	20.5				14.6					13.9					11.5									
11.0	21.3	19.7	15.9			14.6	14.6				13.9					11.5									
12.0	21.0	19.0	15.6	13.6		14.6	14.6				13.8	12.0				11.5							5.6		
14.0	16.9	17.8	14.9	13.3	12.1	14.6	14.1	11.4			13.1	11.4				10.8	9.4						5.6		
16.0	12.6	13.5	14.3	12.9	12.0	13.6	13.1	10.9	9.6	8.6	12.4	10.7	8.8			10.2	8.9						5.6	5.6	
18.0	9.3	10.3	11.2	11.9	11.8	10.4	11.5	10.5	9.4	8.5	11.2	10.0	8.4	7.3		9.8	8.5	7.0					5.6	5.6	
20.0	6.6	7.4	8.5	9.2	9.5	7.7	8.9	10.0	9.1	8.4	8.6	9.4	8.0	7.1	6.4	9.3	7.9	6.7	5.8				5.6	5.6	
22.0	4.4	5.2	6.0	6.7	6.9	5.5	6.5	7.8	8.6	8.3	6.4	7.6	7.7	6.9	6.3	7.1	7.4	6.4	5.6	4.9			5.6	5.6	
24.0			4.1	4.6		3.8	4.6	5.7	6.5	6.9	4.6	5.7	7.1	6.8	6.3	5.3	6.6	6.1	5.4	4.8			5.6	5.6	
26.0								4.0	4.7	5.0		4.1	5.3	6.3	6.2	3.8	4.9	5.9	5.3	4.8			4.8	5.1	
28.0													3.8	4.6	5.0		3.5	4.9	5.2	4.7			3.5	4.7	
30.0														3.2				3.5	4.5	4.7			3.4	4.8	
32.0																			3.2					3.7	
34.0																							2.6	3.5	
36.0																								2.5	
θ (°)	64-84	65-84	64-84	65-84	67-84	63-84	65-84	65-84	67-84	67-84	65-84	65-84	66-84	65-84	67-84	65-84	65-84	66-84	66-84	68-84	64-84	65-84	65-84	65-84	
Standard hook	25 t					25 t					25 t					7.8 t									
The weights of the hooks	450 kg					450 kg					450 kg					300 kg									
Standard number of part lines	3					2					2					1									

Note: 35 t counterweight, 5.6 m outrigger extension width.

■ Performance FL

46.7 m Boom + 1.85 m + Fully Automatic Luffing Jib

Unit: ton

Jib length (m) Working radius (m)	8.5 Offset					11.6 Offset					14.7 Offset					17.8 Offset					20.9 Offset						
	5°	15°	30°	45°	60°	5°	15°	30°	45°	60°	5°	15°	30°	45°	60°	5°	15°	30°	45°	60°	5°	15°	30°	45°	60°		
	9.0	17.5																									
10.0	17.5	17.5				14.2																					
11.0	17.5	17.5				14.2					12.0										10.1						
12.0	17.5	17.5	15.8			14.2	14.2				12.0										10.1						
14.0	16.9	16.4	15.2	13.4		14.2	14.0	11.6			12.0	11.1								10.1	9.1			5.6			
16.0	12.8	13.7	14.6	13.1	12.0	13.7	13.6	11.1	9.7			12.0	10.6	8.9						9.9	8.7			5.6			
18.0	9.5	10.4	11.4	12.1	11.9	10.5	11.6	10.7	9.5	8.5	11.2	10.2	8.5							9.4	8.3	7.0		5.6	5.6		
20.0	6.8	7.6	8.7	9.3	9.7	7.9	9.0	10.1	9.2	8.4	8.7	9.7	8.2	7.2	6.4	9.0	8.0	6.8					5.6	5.6			
22.0		5.3	6.2	6.9	7.2	5.6	6.6	7.9	8.7	8.4	6.5	7.7	7.9	7.0	6.4	7.2	7.6	6.5	5.6				5.6	5.6	5.4		
24.0			4.3	4.8			4.7	5.8	6.7	7.1	4.7	5.7	7.2	6.8	6.3	5.3	6.6	6.2	5.5	4.8			5.6	5.6	5.2		
26.0								4.1	4.8	5.2			4.1	5.4	6.4	6.2				4.9	6.0	5.4	4.8	4.8	5.6	5.1	4.5
28.0													3.9	4.8	5.2					4.9	5.2	4.7		4.7	4.9	4.4	3.9
30.0															3.7					3.6	4.6	4.7		3.4	4.7	4.3	3.8
32.0																					3.3	3.8			3.7	4.2	3.8
34.0																									3.6	3.7	
θ (°)	68-84	67-84	66-84	68-84	68-84	67-84	67-84	67-84	69-84	68-84	67-84	67-84	68-84	69-84	68-84	68-84	69-84	68-84	68-84	69-84	68-84	69-84	68-84	67-84	69-84	69-84	69-84
Standard hook	25 t					25 t					25 t					7.8 t											
The weights of the hooks	450 kg					450 kg					450 kg					300 kg											
Standard number of part lines	3					2					1																

Note: 35 t counterweight, 5.6 m outrigger extension width.

■ Performance FL

50.9 m Boom + 1.85 m + Fully Automatic Luffing Jib

Unit: ton

Jib length (m) Working radius (m)	8.5 Offset					11.6 Offset					14.7 Offset					17.8 Offset					20.9 Offset							
	5°	15°	30°	45°	60°	5°	15°	30°	45°	60°	5°	15°	30°	45°	60°	5°	15°	30°	45°	60°	5°	15°	30°	45°	60°			
	10.0	13.8																										
11.0	13.8	13.8				11.8																						
12.0	13.8	13.8				11.8					10.1																	
14.0	13.8	13.8	13.3	13.0		11.8	11.8				10.1	10.1								6.7								
16.0	13.2	13.0	12.5	12.2	12.1	11.8	11.8	11.3			10.1	10.0								6.7					5.6			
18.0	10.0	10.8	11.7	11.5	11.4	10.7	11.2	10.7	9.5		10.1	9.6	8.4						6.7	6.7				5.6	5.6			
20.0	7.2	8.0	9.1	9.7	10.0	8.1	9.2	10.1	9.3	8.5	8.9	9.5	8.2	7.3					6.7	6.7	6.7			5.6	5.6			
22.0	5.1	5.8	6.7	7.3	7.7	5.9	6.9	8.1	8.9	8.4	6.7	7.9	7.9	7.1	6.4	6.7	6.7	6.5						5.6	5.6	5.3		
24.0			4.7	5.3	5.5		5.0	6.1	6.9	7.4	4.8	5.9	7.4	6.9	6.3	5.8	6.7	6.3	5.7					5.6	5.6	5.1		
26.0								4.4	5.1	5.5			5.6	6.6	6.2				5.4	6.1	5.6	5.0		4.9	5.6	5.0	4.5	
28.0													4.1	5.0	5.5					5.4	5.5	5.0		4.8	4.8	4.4	3.9	
30.0															4.0					4.0	5.0	4.9			4.7	4.3	3.8	
32.0																					3.7	4.2			3.8	4.2	3.8	
34.0																									3.8	3.8		
36.0																										3.2		
θ (°)	68-84	69-84	68-84	69-84	69-84	69-84	69-84	69-84	70-84	69-84	68-84	70-84	69-84	71-84	70-84	70-84	70-84	70-84	70-84	70-84	70-84	70-84	71-84	69-84	70-84	70-84	71-84	70-84
Standard hook	25 t					25 t					7.8 t																	
The weights of the hooks	450 kg					300 kg																						
Standard number of part lines	2					1																						

Note: 35 t counterweight, 5.6 m outrigger extension width.

■ Performance FL

55.0 m Boom + 1.85 m + Fully Automatic Luffing Jib

Unit: ton

Jib length (m) Working radius (m)	8.5 Offset					11.6 Offset					14.7 Offset					17.8 Offset					20.9 Offset						
	5°	15°	30°	45°	60°	5°	15°	30°	45°	60°	5°	15°	30°	45°	60°	5°	15°	30°	45°	60°	5°	15°	30°	45°	60°		
	11.0	11.5																									
12.0	11.5	11.5				10.0																					
14.0	11.5	11.5	11.4			10.0	10.0				6.9									6.7							
16.0	11.2	11.0	10.6	10.4	10.4	10.0	9.9	9.7			6.9									6.7					5.6		
18.0	10.3	10.2	9.9	9.7	9.7	9.6	9.5	9.1	8.9		6.9	6.9							6.7	6.7				5.6			
20.0	7.5	8.3	9.3	9.1	9.1	8.3	8.9	8.6	8.4	8.4	6.9	6.9	6.9						6.7	6.7				5.6	5.6		
22.0		6.0	7.0	7.6	8.0	6.1	7.1	8.1	8.0	8.0	6.9	6.9	6.9	6.9					6.7	6.7	6.3			5.6	5.6		
24.0			5.6	5.8			5.2	6.3	7.2	7.5	5.3	6.4	6.9	6.9	6.4	5.9	6.7	6.1	5.6					5.6	5.6	5.0	
26.0												4.8	6.0	6.6	6.3		5.5	5.9	5.5	5.1				5.0	5.6	4.8	
28.0													4.5	5.4	6.0					5.5	5.4	5.0		4.9	4.7	4.3	
30.0														4.0	4.5					4.2	5.1	4.9			4.6	4.2	3.9
32.0																					3.9	4.4			4.0	4.1	3.8
34.0																									3.9	3.8	
36.0																										3.4	
θ (°)	71-84	70-84	72-84	71-84	71-84	70-84	70-84	72-84	72-84	72-84	70-84	70-84	71-84	71-84	72-84	71-84	71-84	71-84	72-84	72-84	70-84	71-84	71-84	72-84	72-84	72-84	72-84
Standard hook	25 t					7.8 t																					
The weights of the hooks	450 kg					300 kg																					
Standard number of part lines	2					1																					

Note: 35 t counterweight, 5.6 m outrigger extension width.

■ Performance FL

59.2 m Boom + 1.85 m + Fully Automatic Luffing Jib

Unit: ton

Jib length (m)	8.5					11.6					14.7					17.8					20.9				
	Offset					Offset					Offset					Offset					Offset				
Working radius (m)	5°	15°	30°	45°	60°	5°	15°	30°	45°	60°	5°	15°	30°	45°	60°	5°	15°	30°	45°	60°	5°	15°	30°	45°	60°
11.0	9.6																								
12.0	9.6	9.4				7.5																			
14.0	9.0	8.7	8.3			7.5	7.5				6.5					5.7									
16.0	8.4	8.3	7.7	7.5		7.5	7.4				6.5	6.5				5.7					5.0				
18.0	8.1	7.8	7.3	7.1	7.0	7.2	6.9	6.5			6.5	6.3				5.7	5.7				5.0				
20.0	7.5	7.3	6.9	6.7	6.6	7.0	6.5	6.1	5.9		6.3	6.0	5.5			5.7	5.5				5.0	5.0			
22.0		6.4	6.6	6.3	6.3	6.5	6.2	5.8	5.6	5.5	5.9	5.6	5.2	5.0		5.5	5.2	4.8			5.0	4.8			
24.0				5.9	6.0		5.8	5.5	5.3	5.3	5.6	5.3	5.0	4.8	4.7	5.2	4.9	4.6			4.8	4.5	4.2		
26.0								5.2	5.0	5.0		5.0	4.8	4.6	4.5		4.7	4.4	4.2		4.6	4.3	4.0		
28.0									4.4	4.7			4.5	4.4	4.3		4.2	4.0	3.9		4.1	3.8	3.6		
30.0													4.2	4.2			4.0	3.8	3.8			3.6	3.5		
32.0																	3.7	3.6				3.5	3.3	3.3	
34.0																							3.2	3.2	
36.0																								3.1	
θ (°)	72-84	72-84	73-84	72-84	73-84	72-84	72-84	72-84	71-84	72-84	71-84	71-84	72-84	72-84	73-84	72-84	73-84	72-84	74-84	72-84	72-84	72-84	73-84	73-84	
Standard hook	25 t					7.8 t																			
The weights of the hooks	450 kg					300 kg																			
Standard number of part lines	2					1																			

Note: 35 t counterweight, 5.6 m outrigger extension width.

■ Performance FL

63.4 m Boom + 1.85 m + Fully Automatic Luffing Jib

Unit: ton

Jib length (m)	8.5					11.6					14.7					17.8					20.9				
	Offset					Offset					Offset					Offset					Offset				
Working radius (m)	5°	15°	30°	45°	60°	5°	15°	30°	45°	60°	5°	15°	30°	45°	60°	5°	15°	30°	45°	60°	5°	15°	30°	45°	60°
14.0	7.0	7.0				6.1					5.4														
16.0	6.8	6.6	6.3			6.1	6.0				5.4					4.7									
18.0	6.3	6.1	5.9	5.7		5.9	5.7	5.3			5.4	5.2				4.7					4.2				
20.0	6.0	5.8	5.5	5.3	5.3	5.5	5.3	5.0	4.8		5.2	4.9				4.7	4.5				4.2				
22.0	5.6	5.4	5.1	5.0	5.0	5.2	5.0	4.7	4.5	4.5	4.8	4.6	4.3			4.6	4.3				4.2	4.0			
24.0			4.8	4.7	4.7		4.7	4.4	4.3	4.2	4.5	4.3	4.1	3.9		4.3	4.0	3.8			4.0	3.7			
26.0					4.4			4.2	4.1	4.0		4.1	3.9	3.7	3.7		3.8	3.6			3.8	3.5	3.3		
28.0									3.9	3.8			3.6	3.5	3.5		3.4	3.3	3.2		3.4	3.1			
30.0													3.3	3.3			3.2	3.1	3.1			3.0	2.9		
32.0																		2.9	2.9			2.8	2.7	2.7	
34.0																							2.6	2.6	
36.0																								2.4	
θ (°)	72-84	73-84	72-84	73-84	72-84	73-84	73-84	73-84	72-84	73-84	72-84	72-84	73-84	73-84	74-84	73-84	73-84	73-84	73-84	75-84	72-84	73-84	73-84	74-84	74-84
Standard hook	7.8 t																								
The weights of the hooks	300 kg																								
Standard number of part lines	1																								

Note: 35 t counterweight, 5.6 m outrigger extension width.

■ Performance FM

30.0 m Boom + 1.85 m + Fully Automatic Luffing Jib

Unit: ton

Jib length (m)	8.5					11.6					14.7					17.8					20.9					
	Offset					Offset					Offset					Offset					Offset					
Working radius (m)	5°	15°	30°	45°	60°	5°	15°	30°	45°	60°	5°	15°	30°	45°	60°	5°	15°	30°	45°	60°	5°	15°	30°	45°	60°	
7.0	26.1	20.9				14.6					13.9															
8.0	24.4	19.9				14.6	14.6				13.9					13.5										
9.0	22.8	19.0	15.8			14.6	14.6				13.9					13.4							5.6			
10.0	21.5	18.2	15.3	13.6		14.6	14.5				13.9	12.4				13.0							5.6			
11.0	19.9	17.4	14.9	13.3	12.2	14.6	13.8	11.5			13.9	11.8				12.5	10.2						5.6			
12.0	16.5	16.7	14.5	13.1	12.1	14.6	13.2	11.2			13.4	11.3				11.7	9.8						5.6			
14.0	11.5	12.5	13.8	12.7	11.9	12.9	12.2	10.6	9.5	8.6	12.0	10.3	8.8			10.4	8.9						5.6	5.6		
16.0	7.8	8.9	10.0	10.8	11.2	9.3	10.4	10.0	9.2	8.5	10.3	9.5	8.3	7.4		9.3	8.2	7.0				5.6	5.6			
18.0	4.9	5.8	6.9	7.6	7.9	6.4	7.6	8.9	8.9	8.4	7.5	8.8	7.8	7.1	6.5	8.3	7.6	6.6	5.8			5.6	5.6			
20.0			4.3	4.9		4.1	5.1	6.4	7.3	7.7	5.2	6.5	7.5	6.9	6.4	6.1	7.0	6.3	5.6	5.0		5.6	5.6			
22.0							3.1	4.2	5.0	5.4	3.3	4.4	5.9	6.7	6.3	4.2	5.5	6.0	5.4	4.9	5.4	5.6	5.3	4.6		
24.0										3.1				4.0	5.0	5.5		3.8	5.4	5.3	4.8	3.8	5.1	5.0	4.5	4.0
26.0														3.3				3.8	4.8	4.8	2.5	3.7	4.8	4.3	3.9	
28.0																			3.3			2.4	3.9	4.2	3.9	
30.0																							2.7	3.6	3.8	
32.0																								2.4		
θ (°)	61-84	63-84	62-84	63-84	65-84	61-84	60-84	63-84	61-84	65-84	60-84	63-84	64-84	63-84	66-84	63-84	63-84	64-84	64-84	67-84	60-84	61-84	63-84	63-84	68-84	
Standard hook	80 t					25 t										7.8 t										
The weights of the hooks	1150 kg					450 kg										300 kg										
Standard number of part lines	4					2										1										

Note: 23.5 t counterweight, 5.6 m outrigger extension width.

■ Performance FM

34.1 m Boom + 1.85 m + Fully Automatic Luffing Jib

Unit: ton

Jib length (m)	8.5					11.6					14.7					17.8					20.9				
	Offset					Offset					Offset					Offset					Offset				
Working radius (m)	5°	15°	30°	45°	60°	5°	15°	30°	45°	60°	5°	15°	30°	45°	60°	5°	15°	30°	45°	60°	5°	15°	30°	45°	60°
7.0	27.5	21.5				14.6					13.9														
8.0	25.8	20.5				14.6					13.9					13.5									
9.0	24.2	19.7	16.0			14.6	14.6				13.9					13.2									
10.0	22.8	18.8	15.6			14.6	14.6				13.9	12.8				12.8									
11.0	19.8	18.1	15.2	13.4		14.6	14.6	11.9			13.9	12.2				12.4	10.5						5.6		
12.0	16.4	17.4	14.8	13.2	12.1	14.6	14.1	11.6			13.9	11.7				12.0	10.0						5.6		
14.0	11.5	12.5	13.9	12.8	11.9	12.8	13.0	11.0	9.7		12.8	10.7	8.9			11.0	9.2					5.6	5.6		
16.0	7.7	8.8	10.0	10.8	11.3	9.2	10.4	10.4	9.4	8.6	10.1	9.9	8.4	7.4		9.9	8.5	7.1				5.6	5.6		
18.0		5.7	6.9	7.7	8.1	6.3	7.5	8.9	9.1	8.4	7.3	8.7	8.0	7.2	6.5	8.2	7.8	6.7				5.6	5.6	5.6	
20.0					5.3		5.0	6.4	7.4	7.9	5.0	6.3	7.6	6.9	6.4	5.9	7.3	6.4	5.6			5.6	5.6	5.6	
22.0								4.3	5.1	5.5			4.3	5.9	6.7	6.3	4.0	5.3	6.1	5.5	4.9	5.1	5.6	5.4	4.6
24.0													4.0	5.0	5.6		3.7	5.3	5.3	4.8	3.5	4.9	5.1	4.5	3.9
26.0														3.3	3.7			3.7	4.8	4.7		3.5	4.9	4.3	3.9
28.0																			3.3	3.8			3.8	4.2	3.8
30.0																								3.6	3.8
32.0																								2.4	
θ (°)	67-84	66-84	68-84	69-84	67-84	66-84	66-84	66-84	68-84	66-84	66-84	66-84	66-84	66-84	65-84	66-84	67-84	67-84	67-84	65-84	66-84	68-84	66-84	68-84	
Standard hook	80 t					25 t										7.8 t									
The weights of the hooks	1150 kg					450 kg										300 kg									
Standard number of part lines	4					2										1									

Note: 23.5 t counterweight, 5.6 m outrigger extension width.

Performance FM

38.3 m Boom + 1.85 m + Fully Automatic Luffing Jib

Unit: ton

Jib length (m)	8.5					11.6					14.7					17.8					20.9				
	Offset					Offset					Offset					Offset					Offset				
	5°	15°	30°	45°	60°	5°	15°	30°	45°	60°	5°	15°	30°	45°	60°	5°	15°	30°	45°	60°	5°	15°	30°	45°	60°
7.0	25.0																								
8.0	25.0	21.6				14.6																			
9.0	25.0	20.7				14.6					13.9					12.9									
10.0	24.2	19.9	16.1			14.6	14.6				13.9					12.6									
11.0	19.9	19.1	15.7			14.6	14.6				13.9	12.6				12.2						5.6			
12.0	16.5	17.9	15.3	13.5	12.2	14.6	14.6	11.8			13.9	12.1				11.8	10.1					5.6			
14.0	11.5	12.6	14.0	13.1	12.1	12.7	13.6	11.2	9.8		13.6	11.1	9.1			11.1	9.5					5.6			
16.0	7.8	8.9	10.1	11.0	11.5	9.1	10.3	10.7	9.5	8.6	10.0	10.3	8.6			10.6	8.8	7.2				5.6	5.6		
18.0		5.8	7.0	7.9	8.3	6.1	7.4	8.9	9.2	8.5	7.2	8.6	8.2	7.3		8.0	8.2	6.9				5.6	5.6		
20.0				5.2	5.5		5.0	6.4	7.4	8.0		6.2	7.8	7.0	6.4	5.6	7.2	6.5	5.7			5.6	5.6	5.6	
22.0									5.2	5.7			5.8	6.8	6.3		5.2	6.2	5.5	4.9		4.9	5.6	5.5	
24.0														5.0	5.7			5.2	5.4	4.8			4.8	5.3	4.5
26.0															3.8				4.8	4.8			5.0	4.4	3.9
28.0																				3.9			3.7	4.3	3.8
30.0																								3.6	3.8
32.0																									3.0
θ (°)	69-84	68-84	70-84	69-84	69-84	68-84	68-84	71-84	70-84	71-84	70-84	70-84	71-84	71-84	69-84	69-84	70-84	71-84	72-84	71-84	69-84	70-84	70-84	71-84	70-84
Standard hook	80 t					25 t					7.8 t														
The weights of the hooks	1150 kg					450 kg					300 kg														
Standard number of part lines	4					2					1														

Note: 23.5 t counterweight, 5.6 m outrigger extension width.

Performance FM

42.5 m Boom + 1.85 m + Fully Automatic Luffing Jib

Unit: ton

Jib length (m)	8.5					11.6					14.7					17.8					20.9					
	Offset					Offset					Offset					Offset					Offset					
	5°	15°	30°	45°	60°	5°	15°	30°	45°	60°	5°	15°	30°	45°	60°	5°	15°	30°	45°	60°	5°	15°	30°	45°	60°	
8.0	21.3																									
9.0	21.3	21.3				14.6																				
10.0	21.3	20.5				14.6					13.9					11.5										
11.0	20.1	19.7	15.9			14.6	14.6				13.9					11.5										
12.0	16.7	18.0	15.6	13.6		14.6	14.6				13.8	12.0				11.5						5.6				
14.0	11.7	12.8	14.2	13.3	12.1	12.8	14.1	11.4			13.1	11.4				10.8	9.4					5.6				
16.0	8.0	9.1	10.3	11.2	11.7	9.2	10.4	10.9	9.6	8.6	10.0	10.7	8.8			10.2	8.9					5.6	5.6			
18.0			7.3	8.1	8.5	6.3	7.6	9.0	9.4	8.5	7.2	8.6	8.4	7.3		8.0	8.5	7.0				5.6	5.6			
20.0				5.5	5.8			6.6	7.6	8.1		6.3	7.9	7.1	6.4	5.7	7.2	6.7	5.8			5.6	5.6	5.6		
22.0									5.4	5.9			5.9	6.9	6.3		5.2	6.4	5.6	4.9		4.8	5.6	5.5		
24.0														5.2	5.8			5.2	5.4	4.8			4.8	5.3	4.6	
26.0															4.0					4.9	4.8			5.1	4.4	3.9
28.0																				4.0				3.7	4.3	3.9
30.0																									3.7	3.8
32.0																										3.1
θ (°)	71-84	72-84	72-84	71-84	71-84	70-84	72-84	72-84	72-84	73-84	71-84	72-84	73-84	73-84	71-84	71-84	71-84	73-84	73-84	72-84	70-84	71-84	71-84	72-84	72-84	
Standard hook	25 t					25 t					7.8 t															
The weights of the hooks	450 kg					450 kg					300 kg															
Standard number of part lines	3					2					1															

Note: 23.5 t counterweight, 5.6 m outrigger extension width.

Performance FM

46.7 m Boom + 1.85 m + Fully Automatic Luffing Jib

Unit: ton

Jib length (m)	8.5					11.6					14.7					17.8					20.9				
	Offset					Offset					Offset					Offset					Offset				
Working radius (m)	5°	15°	30°	45°	60°	5°	15°	30°	45°	60°	5°	15°	30°	45°	60°	5°	15°	30°	45°	60°	5°	15°	30°	45°	60°
9.0	17.5																								
10.0	17.5	17.5				14.2																			
11.0	17.5	17.5				14.2					12.0					10.1									
12.0	16.9	17.5	15.8			12.9	14.2				12.0					10.1									
14.0	11.9	12.9	14.4	13.4		12.9	14.0	11.6			12.0	11.1				10.1	9.1				5.6				
16.0	8.2	9.3	10.5	11.4	11.9	9.3	10.5	11.1	9.7		10.1	10.6	8.9			9.9	8.7				5.6				
18.0			7.5	8.3	8.7		7.7	9.1	9.5	8.5	7.3	8.7	8.5			8.0	8.3	7.0			5.6	5.6			
20.0					6.1			6.7	7.7	8.3		6.3	8.0	7.2	6.4		7.2	6.8			5.6	5.6			
22.0									5.5	6.1			6.0	7.0	6.4			6.5	5.6			5.6	5.4		
24.0														5.3	6.0			5.3	5.5	4.8			5.2		
26.0																			5.0	4.8			5.1	4.5	
28.0																							4.4	3.9	
30.0																							3.7	3.8	
θ (°)	72-84	74-84	73-84	75-84	73-84	74-84	73-84	74-84	73-84	74-84	73-84	73-84	74-84	74-84	75-84	74-84	74-84	74-84	76-84	73-84	74-84	74-84	74-84	76-84	
Standard hook	25 t					25 t					25 t					7.8 t									
The weights of the hooks	450 kg					450 kg					450 kg					300 kg									
Standard number of part lines	3					2					2					1									

Note: 23.5 t counterweight, 5.6 m outrigger extension width.

Performance FM

50.9 m Boom + 1.85 m + Fully Automatic Luffing Jib

Unit: ton

Jib length (m)	8.5					11.6					14.7					17.8					20.9				
	Offset					Offset					Offset					Offset					Offset				
Working radius (m)	5°	15°	30°	45°	60°	5°	15°	30°	45°	60°	5°	15°	30°	45°	60°	5°	15°	30°	45°	60°	5°	15°	30°	45°	60°
10.0	13.8																								
11.0	13.8	13.8				11.8																			
12.0	13.8	13.8				11.8					10.1														
14.0	12.3	13.4	13.3	13.0		11.8	11.8				10.1	10.1				6.7									
16.0	8.7	9.7	10.8	11.7	12.1	9.6	10.7	11.3			10.1	10.0				6.7					5.6				
18.0			7.9	8.7	9.1		7.9	9.3	9.5			8.8	8.4			6.7	6.7				5.6	5.6			
20.0					6.6			6.9	7.9	8.5			8.1	7.3			6.7	6.7			5.6	5.6			
22.0										6.4			6.1	7.1	6.4			6.5				5.6	5.3		
24.0														5.5	6.1			5.7	5.7				5.1		
26.0																			5.4	5.0			5.0	4.5	
28.0																				4.6			4.4	3.9	
30.0																								3.8	
θ (°)	74-84	75-84	75-84	76-84	74-84	75-84	74-84	75-84	76-84	75-84	76-84	76-84	75-84	75-84	76-84	75-84	76-84	75-84	76-84	75-84	74-84	75-84	75-84	77-84	
Standard hook	25 t					25 t					25 t					7.8 t									
The weights of the hooks	450 kg					450 kg					450 kg					300 kg									
Standard number of part lines	2					2					2					1									

Note: 23.5 t counterweight, 5.6 m outrigger extension width.

Performance FM

55.0 m Boom + 1.85 m + Fully Automatic Luffing Jib

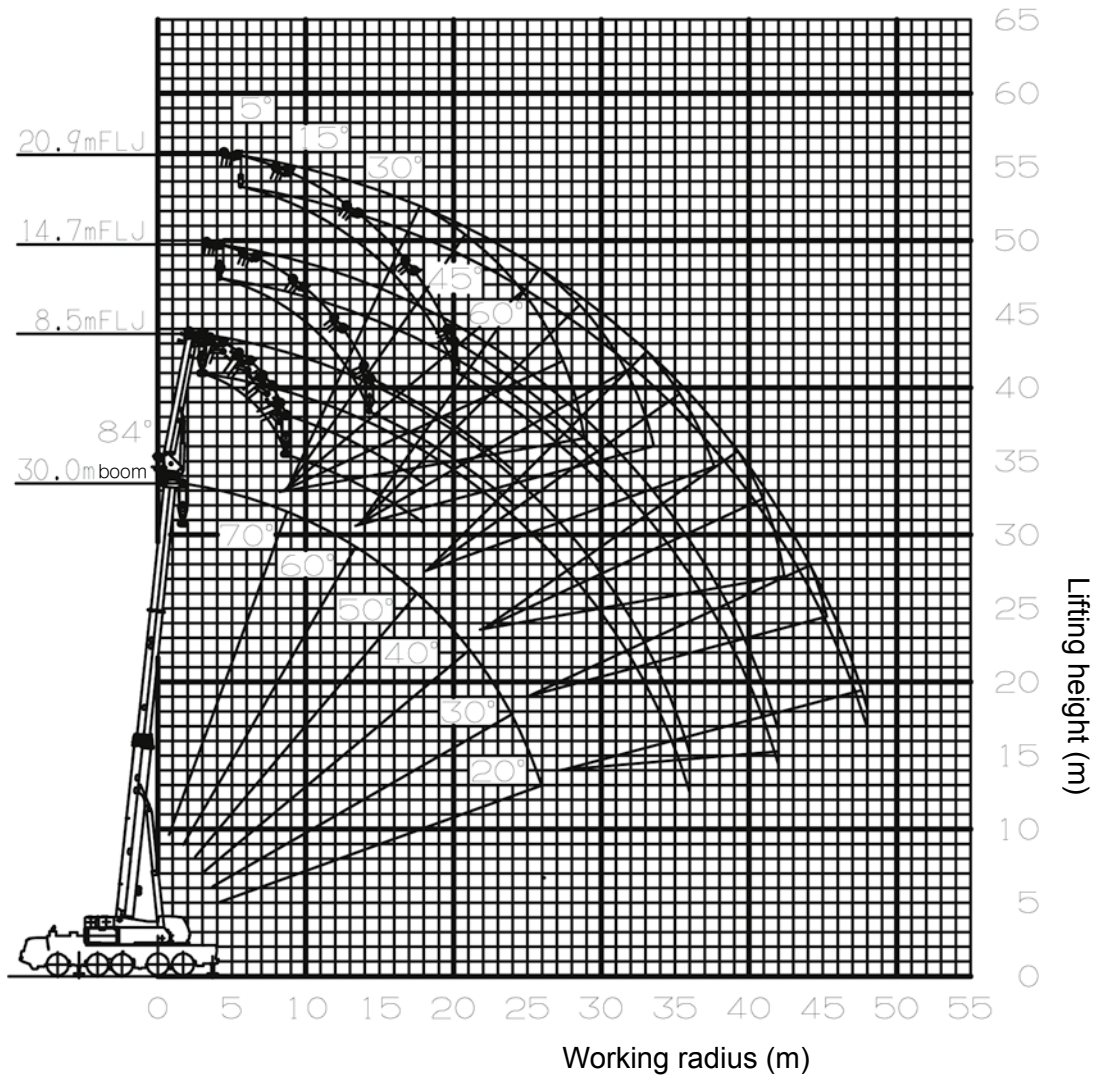
Unit: ton

Jib length (m)	8.5					11.6					14.7					17.8					20.9				
	Offset					Offset					Offset					Offset					Offset				
Working radius (m)	5°	15°	30°	45°	60°	5°	15°	30°	45°	60°	5°	15°	30°	45°	60°	5°	15°	30°	45°	60°	5°	15°	30°	45°	60°
11.0	11.5																								
12.0	11.5	11.5				10.0																			
14.0	11.5	11.5	11.4			10.0	10.0				6.9					6.7									
16.0		9.9	10.6	10.4	10.4	9.7	9.9	9.7			6.9					6.7					5.6				
18.0			8.2	8.9	9.3		8.1	9.1	8.9		6.9	6.9				6.7	6.7				5.6				
20.0					6.8			7.1	8.1	8.4		6.9	6.9				6.7				5.6	5.6			
22.0										6.6			6.6	6.9				6.3				5.6			
24.0														5.9	6.4			5.8	5.6				5.0		
26.0																		5.5	5.1				4.8		
28.0																			4.8					4.3	
30.0																								3.9	
θ (°)	77-84	76-84	76-84	77-84	75-84	76-84	75-84	76-84	77-84	76-84	75-84	75-84	76-84	76-84	78-84	76-84	76-84	76-84	77-84	76-84	75-84	76-84	76-84	78-84	
Standard hook	25 t					25 t					25 t					7.8 t									
The weights of the hooks	450 kg					450 kg					450 kg					300 kg									
Standard number of part lines	2					2					2					1									

Note: 23.5 t counterweight, 5.6 m outrigger extension width.

Working Radius - Lifting Height

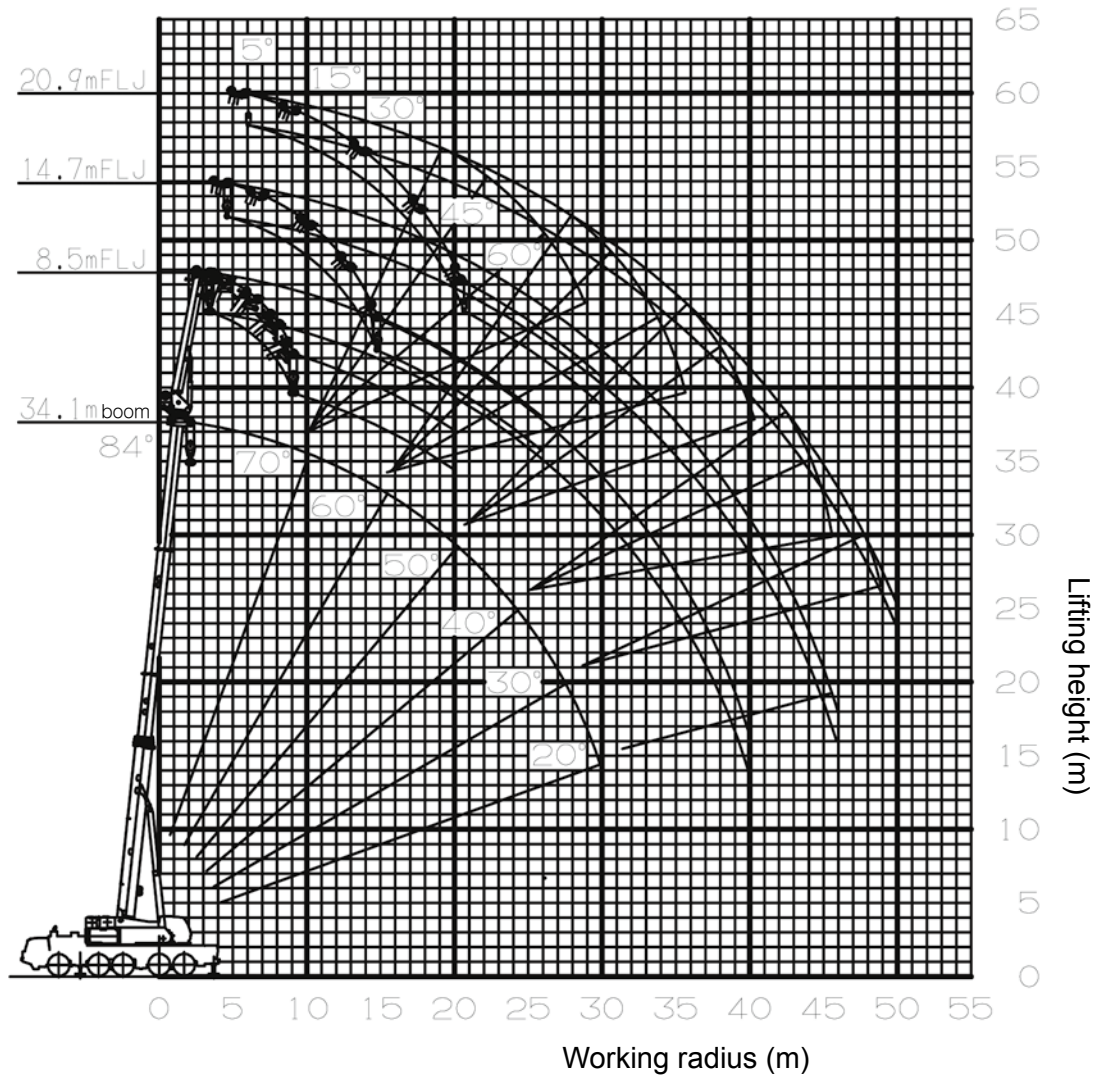
30.0 m Boom + 1.85 m + Fully Automatic Luffing Jib



Note:

1. The deflection of the boom and jib is not incorporated in the figure above.
2. The above figure is maximum load radius for Performance FA.

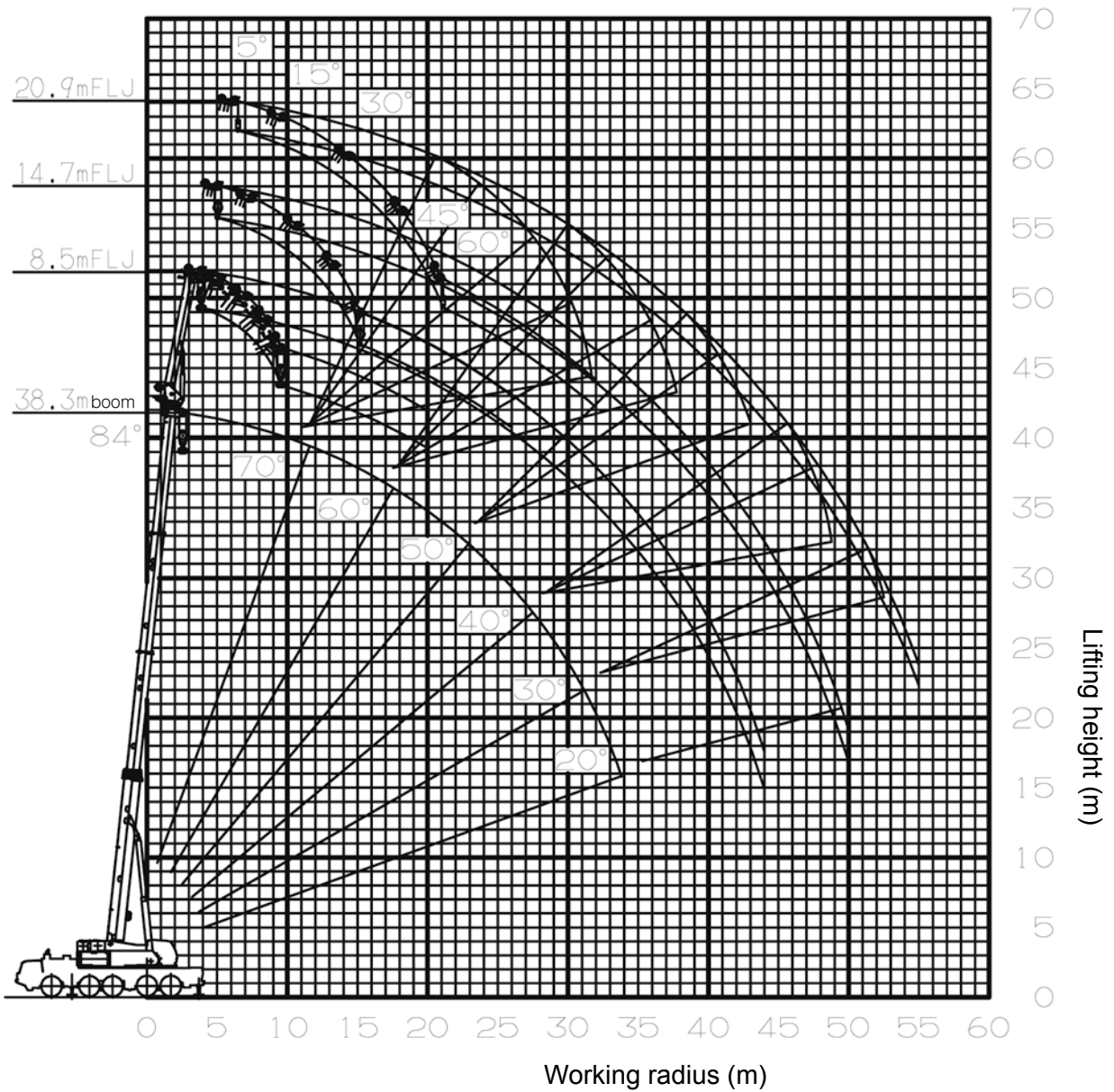
34.1 m Boom + 1.85 m + Fully Automatic Luffing Jib



Note:

1. The deflection of the boom and jib is not incorporated in the figure above.
2. The above figure is maximum load radius for Performance FA.

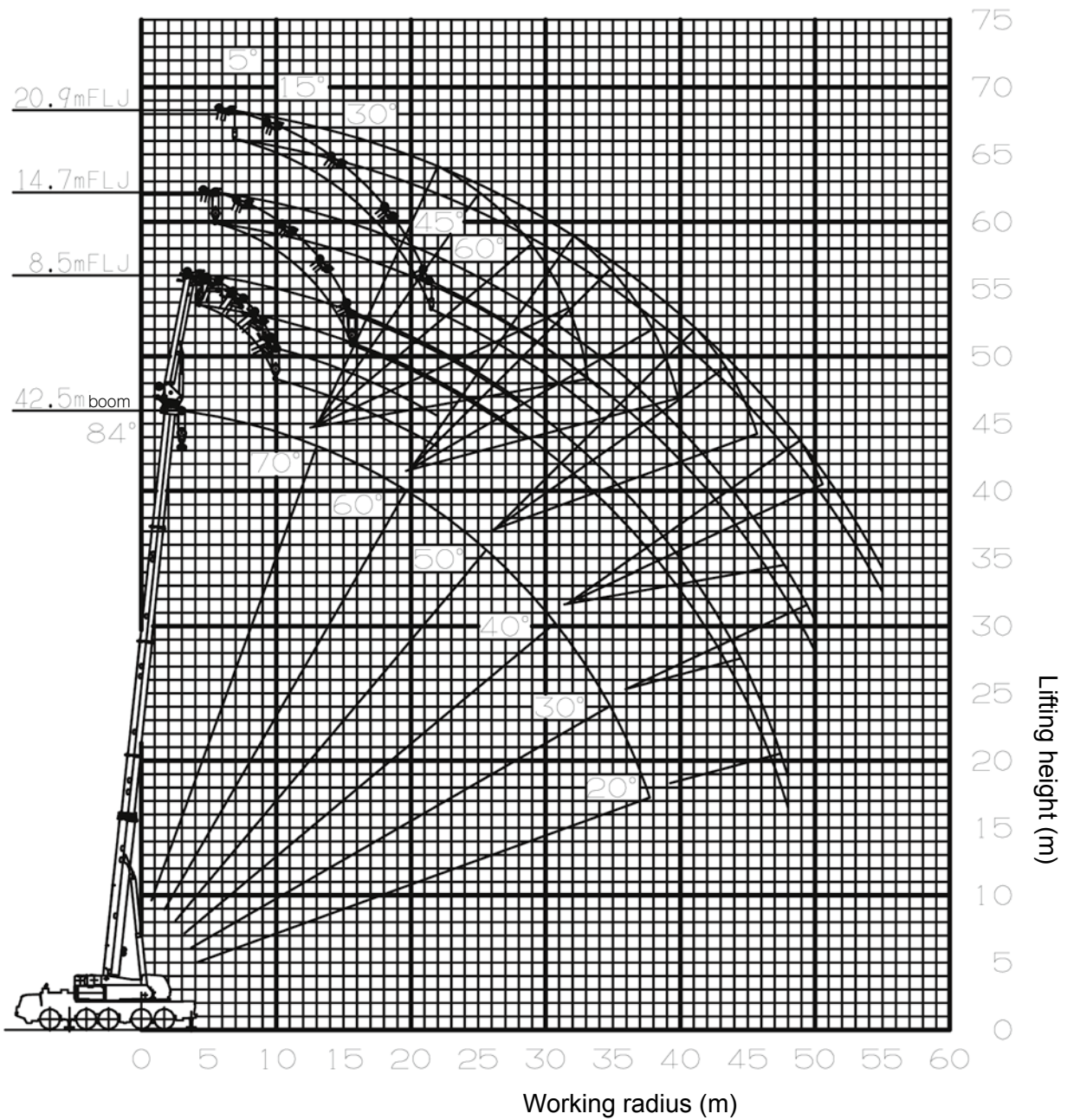
38.3 m Boom + 1.85 m + Fully Automatic Luffing Jib



Note:

1. The deflection of the boom and jib is not incorporated in the figure above.
2. The above figure is maximum load radius for Performance FA.

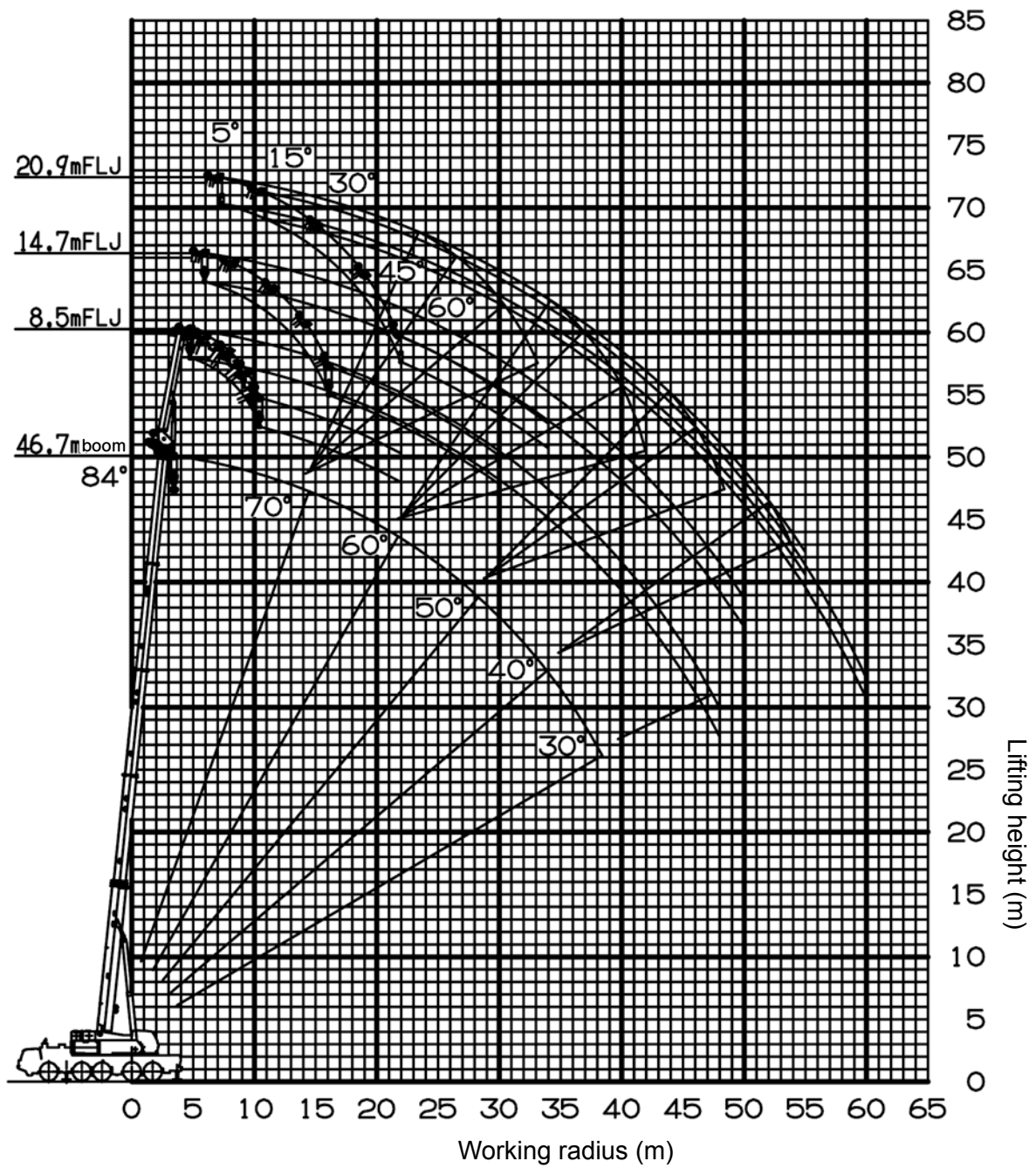
42.5 m Boom + 1.85 m + Fully Automatic Luffing Jib



Note:

1. The deflection of the boom and jib is not incorporated in the figure above.
2. The above figure is maximum load radius for Performance FA.

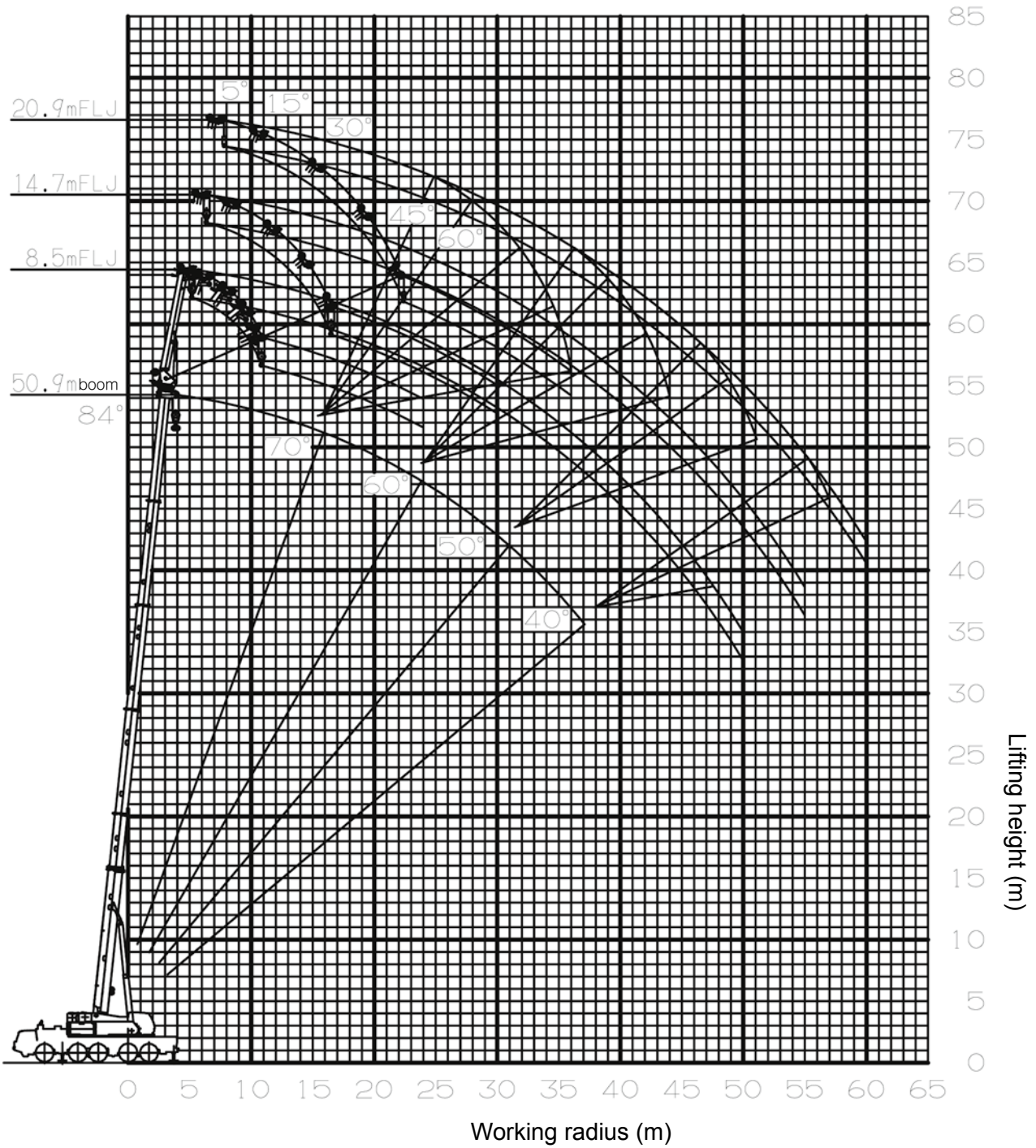
46.7 m Boom + 1.85 m + Fully Automatic Luffing Jib



Note:

1. The deflection of the boom and jib is not incorporated in the figure above.
2. The above figure is maximum load radius for Performance FA.

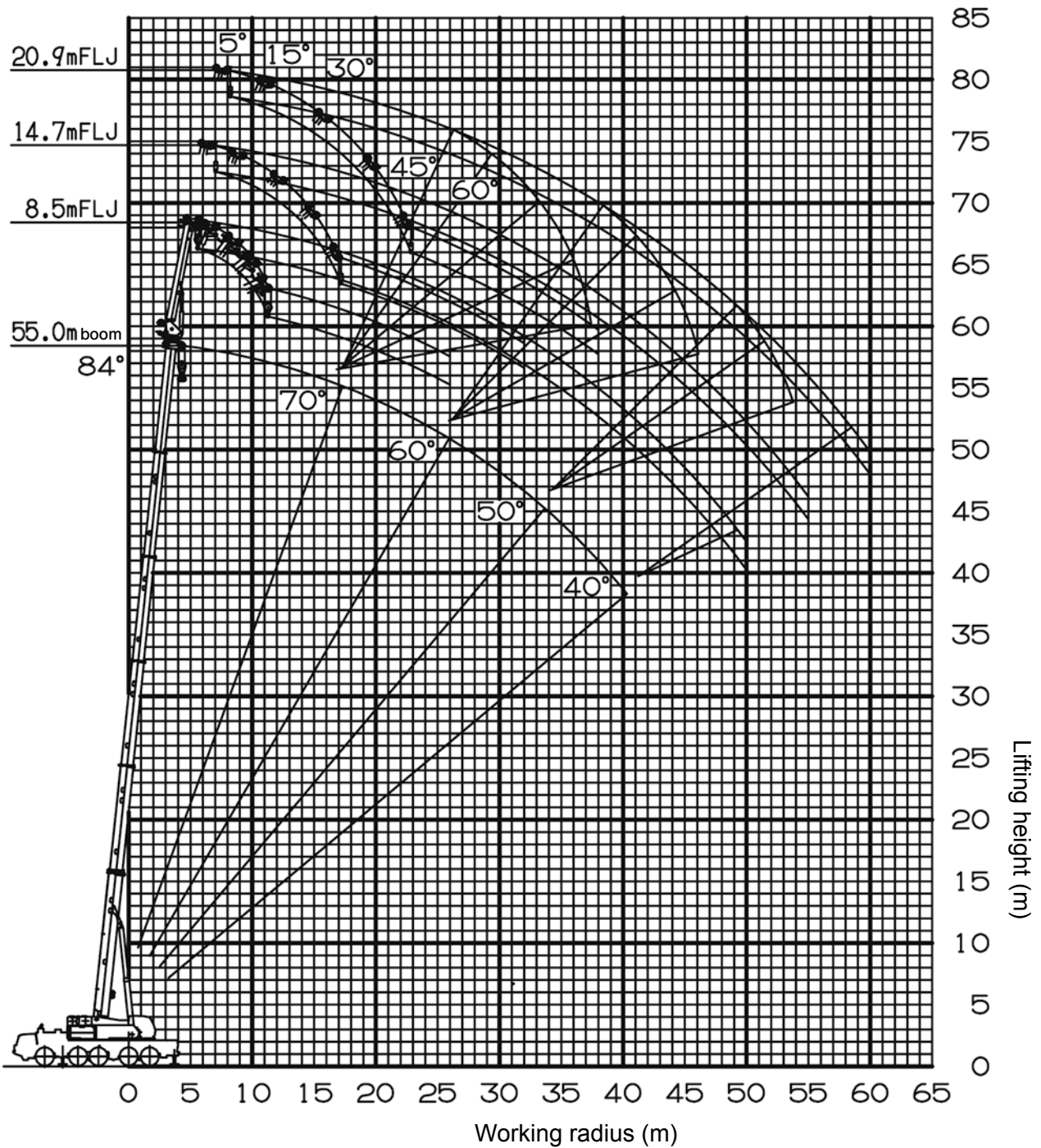
50.9 m Boom + 1.85 m + Fully Automatic Luffing Jib



Note:

1. The deflection of the boom and jib is not incorporated in the figure above.
2. The above figure is maximum load radius for Performance FA.

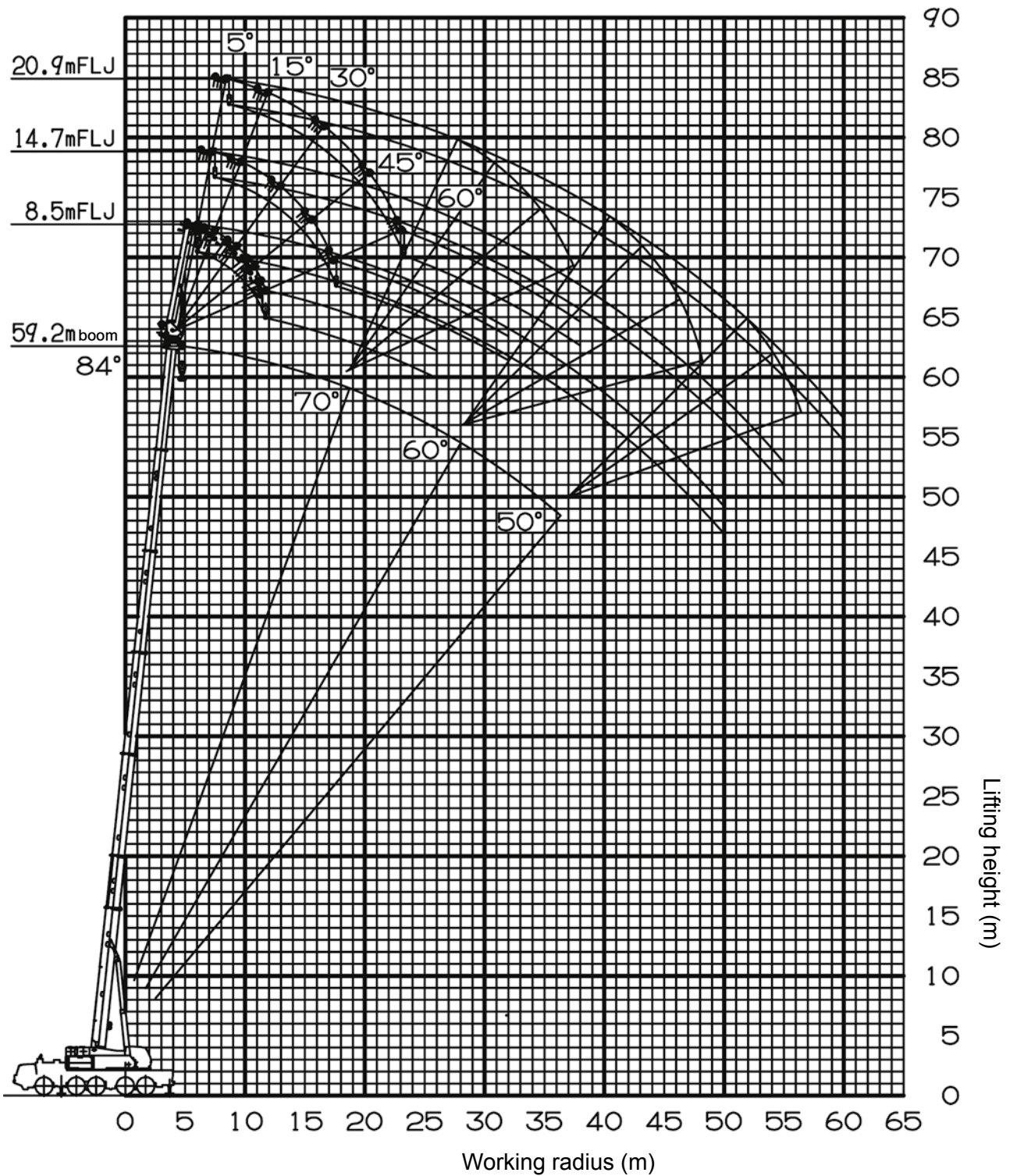
55.0 m Boom + 1.85 m + Fully Automatic Luffing Jib



Note:

1. The deflection of the boom and jib is not incorporated in the figure above.
2. The above figure is maximum load radius for Performance FA.

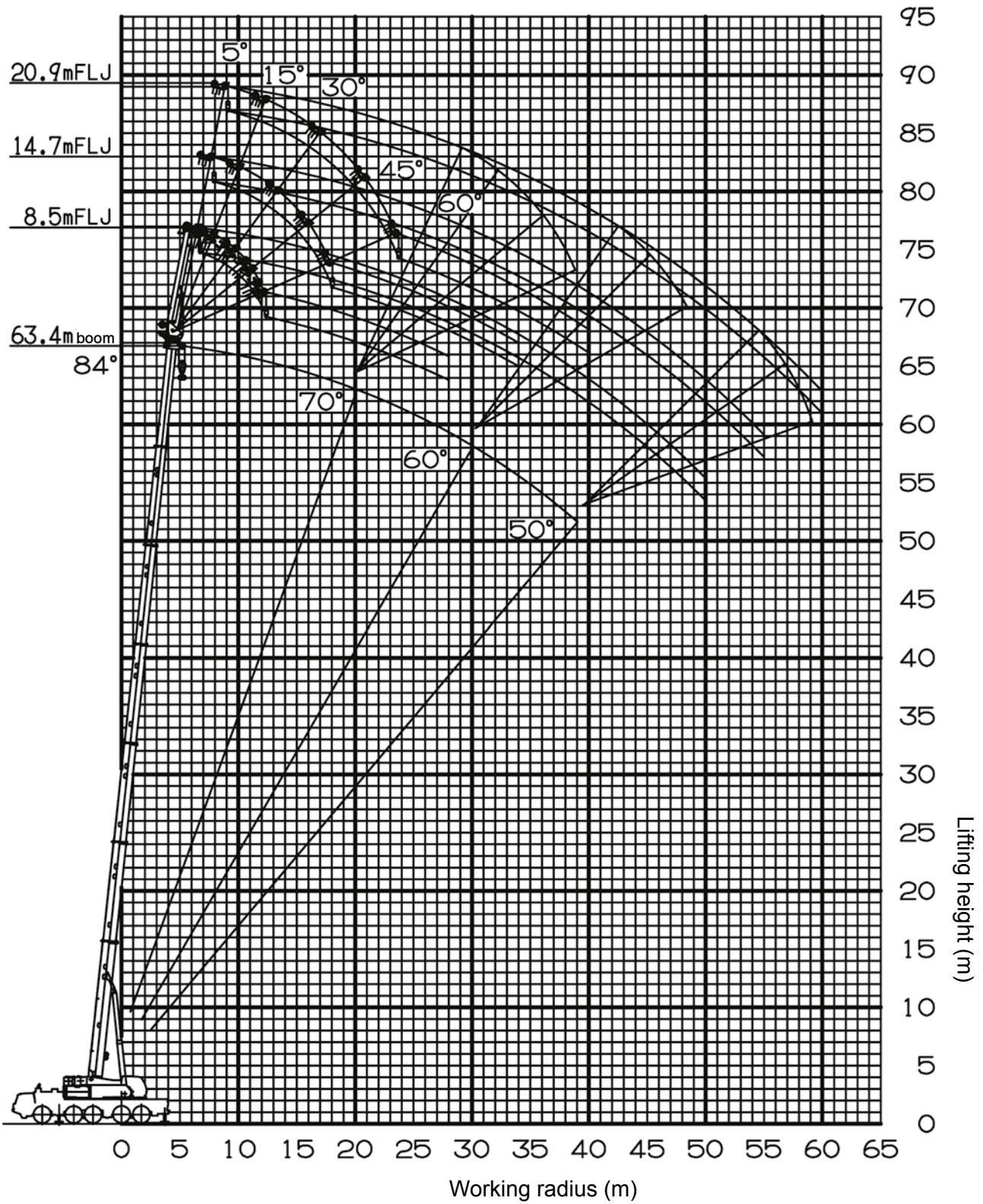
59.2 m Boom + 1.85 m + Fully Automatic Luffing Jib



Note:

1. The deflection of the boom and jib is not incorporated in the figure above.
2. The above figure is maximum load radius for Performance FA.

63.4 m Boom + 1.85 m + Fully Automatic Luffing Jib



Note:

1. The deflection of the boom and jib is not incorporated in the figure above.
2. The above figure is maximum load radius for Performance FA.