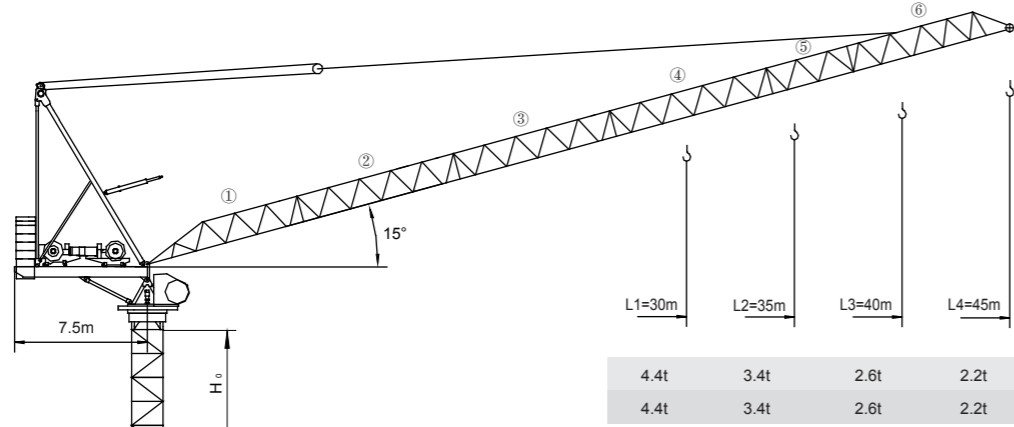


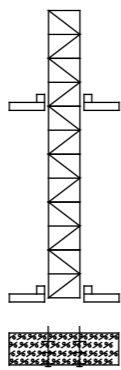
永茂建机 YONGMAO

STL120 8/6t



4.4t	3.4t	2.6t	2.2t
4.4t	3.4t	2.6t	2.2t

①	SJ2901A3	L1	(30m) ①+②+③+⑥
②	SJ2502A2	L2	(35m) ①+②+③+⑤+⑥
③	SJ2003A2	L3	(40m) ①+②+③+④+⑥
④	SJ2002	L3	(40m) ①+②+③+④+⑥
⑤	SJ2503	L3	(40m) ①+②+③+④+⑥
⑥	SJ2104A1	L4	(45m) ①+②+③+④+⑤+⑥



CE FEM

Luffing

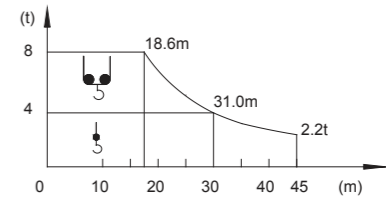
V 4.0-30082012

動臂系列

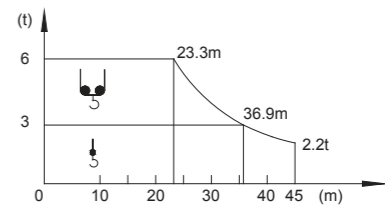
STL120 8/6t

載荷表 Load Chart

R (m)	倍率 Fall	R(C max) (m)	C max (t)	20	25	30	35	40	45
45	↓	31.0	4.0	4.0	4.0	4.0	3.3	2.6	2.2
	↘	18.6	8.0	7.3	5.5	4.3	3.4	2.6	2.2
40	↓	31.6	4.0	4.0	4.0	4.0	3.4	2.6	
	↘	18.6	8.0	7.3	5.5	4.3	3.4	2.6	
35	↓	31.9	4.0	4.0	4.0	4.0	3.4		
	↘	18.6	8.0	7.4	5.6	4.4	3.4		
30	↓	30.0	4.0	4.0	4.0	4.0	4.0		
	↘	18.6	8.0	7.4	5.6	4.4	4.4		



R (m)	倍率 Fall	R(C max) (m)	C max (t)	20	25	30	35	40	45
45	↓	36.9	3.0	3.0	3.0	3.0	3.0	2.6	2.2
	↘	23.3	6.0	6.0	5.5	4.3	3.4	2.6	2.2
40	↓	36.9	3.0	3.0	3.0	3.0	3.0	2.6	
	↘	23.3	6.0	6.0	5.5	4.3	3.4	2.6	
35	↓	35.0	3.0	3.0	3.0	3.0	3.0		
	↘	23.3	6.0	6.0	5.6	4.4	3.4		
30	↓	30.0	3.0	3.0	3.0	3.0	3.0		
	↘	23.3	6.0	6.0	5.6	4.4	4.4		



1 1
9 9
7 8

Luffing STL120



YONGMAO HOLDINGS LIMITED



YONGMAO HOLDINGS LIMITED

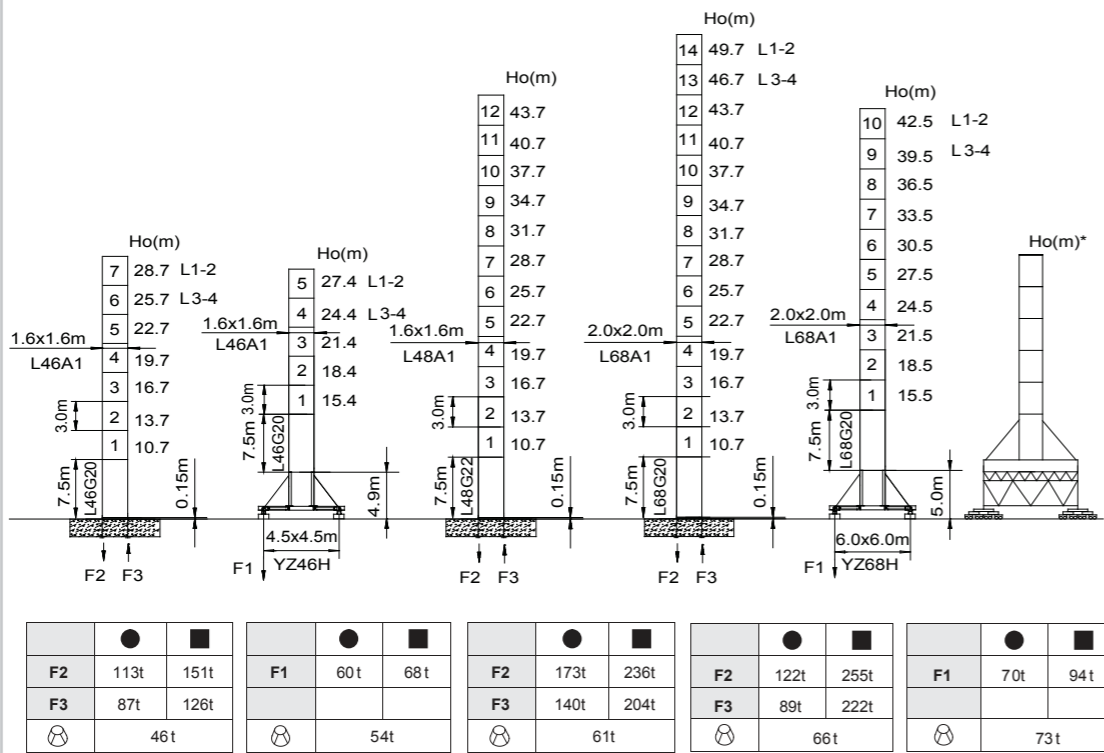
Luffing STL120
Luffing STL120

STL120

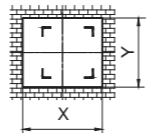
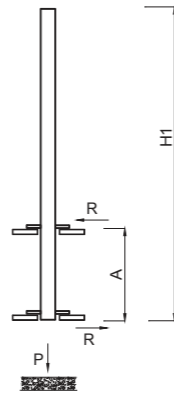
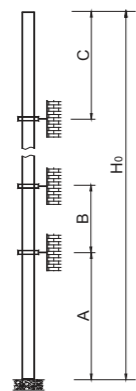
8/6t

STL120

8/6t



● 工作狀態支反力 In service reaction ■ 非工作狀態支反力 Out of service reaction
 ⊗ 整機自由高度重量 (不含平衡重及壓重重量) Total weight of free standing crane (excludes counter weight & ballast.)

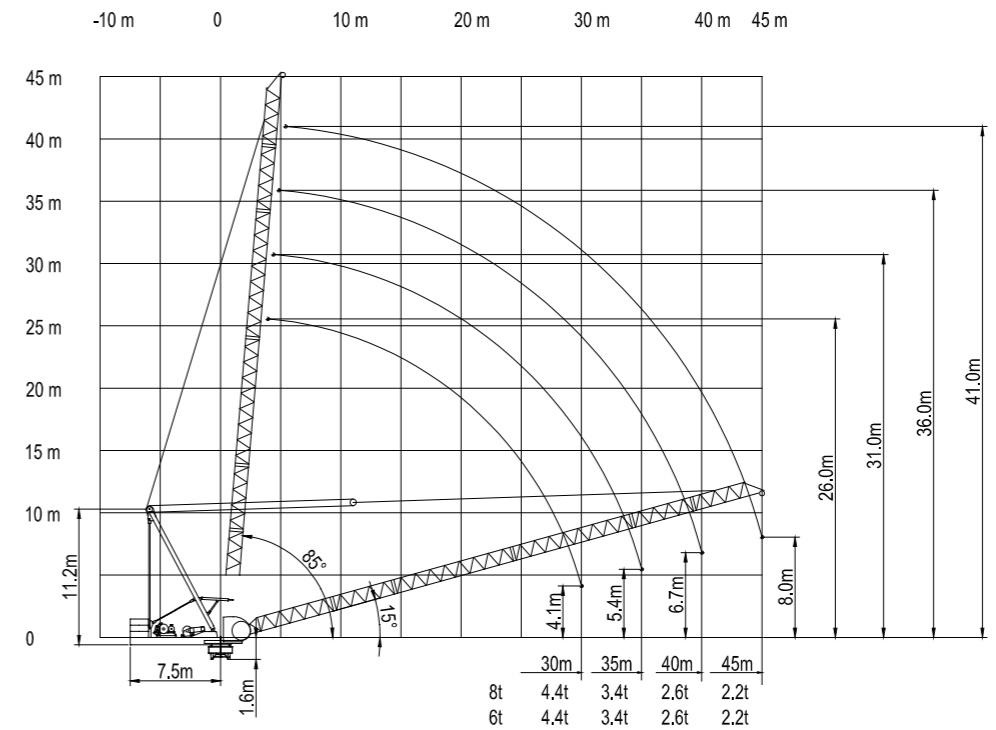


* 內爬開口尺寸請與我們聯繫
Value of x&y, contact us.

塔身節 Mast	臂長 Jib length	A (m)	B (m)	C (m)	Ho (m)
L46A1	L1-2	24	15	22.5	200m >200m*
	L3-4	21	12	19.5	
L68A1	L1-2	39	33	40.5	250m >250m*
	L3-4	36	30	37.5	

塔身節 Mast	臂長 Jib length	H1 (m)	A (m)	P (t)	R (t)
L46A1	L1-2	28.5	7.5-11	61	27.5
	L3-4	25.5	7.5-11	61	27.5
L68A1	L1-2	46.5	16.5	82	25.0
	L3-4	46.5	16.5	82	25.0

附著道數 Number of tie collars=(Ho-A-C)/B+1



主要性能參數 Specifications

機構 Mechanism	●		⌋		電動機 Motor kW
	m/min	t	m/min	t	
8t 75LFV40*	0-94	4.0	0-47	8.0	550m >550m*
	0-114	3.0	0-57	6.0	
6t 55LFV30	0-190	1.5	0-95	3.0	630m >630m*
	0-88	3.0	0-44	6.0	
	0-106	2.0	0-53	4.0	
30LYWZ40			15°-85°	3.0min	30
			15°-85°	2.0min	45
RTC190*			0-0.7	rpm	2x95 N·m
			0-0.7	rpm	2x5.5
YMD50			0-0.7	rpm	2x5.5
RT			12.5-25	m/min	2x2.6/5.2

裝機容量 Power supply	kVA	
380V (±10%) 50 Hz	75LFV40: 160	55LFV30: 135

* 與製造商聯繫 Contact us, please.
 ☆ 標準配置 Standard configuration.

本技术参数不受法律约束, 技术信息请详见相应说明书。
 Specifications and data are not legally binding. For any technical information, please refer to corresponding instructions.

1 2
9 0
9 0

