

Great things come in small packages

MK 88 mobile construction crane

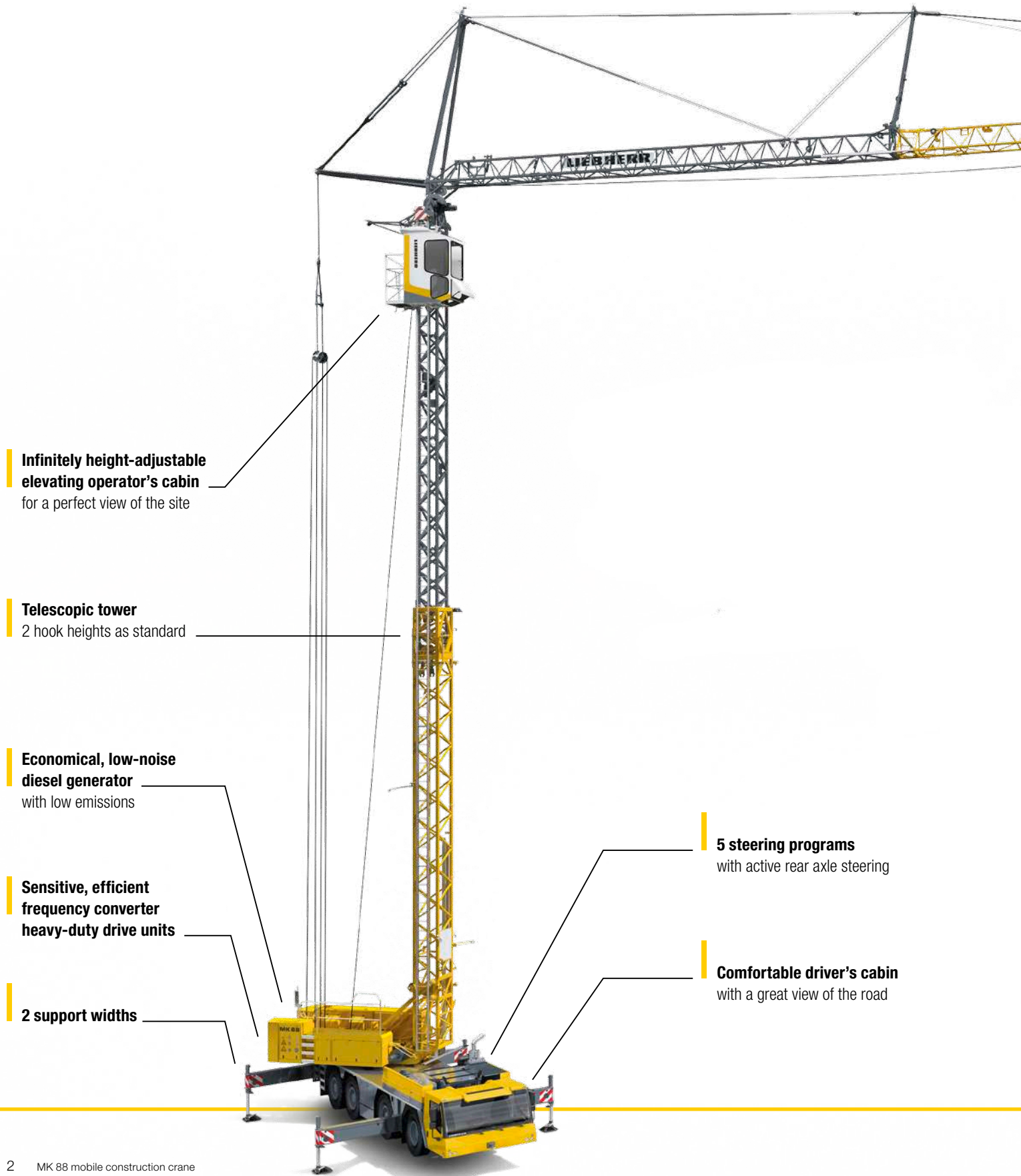
Technical data

Max. lifting capacity	8,000 kg
Max. radius	45.0 m
Max. lifting capacity at the jib head	2,200 kg



LIEBHERR

MK 88 mobile construction crane



**Infinitely height-adjustable
elevating operator's cabin**
for a perfect view of the site

Telescopic tower
2 hook heights as standard

**Economical, low-noise
diesel generator**
with low emissions

**Sensitive, efficient
frequency converter
heavy-duty drive units**

2 support widths

5 steering programs
with active rear axle steering

Comfortable driver's cabin
with a great view of the road

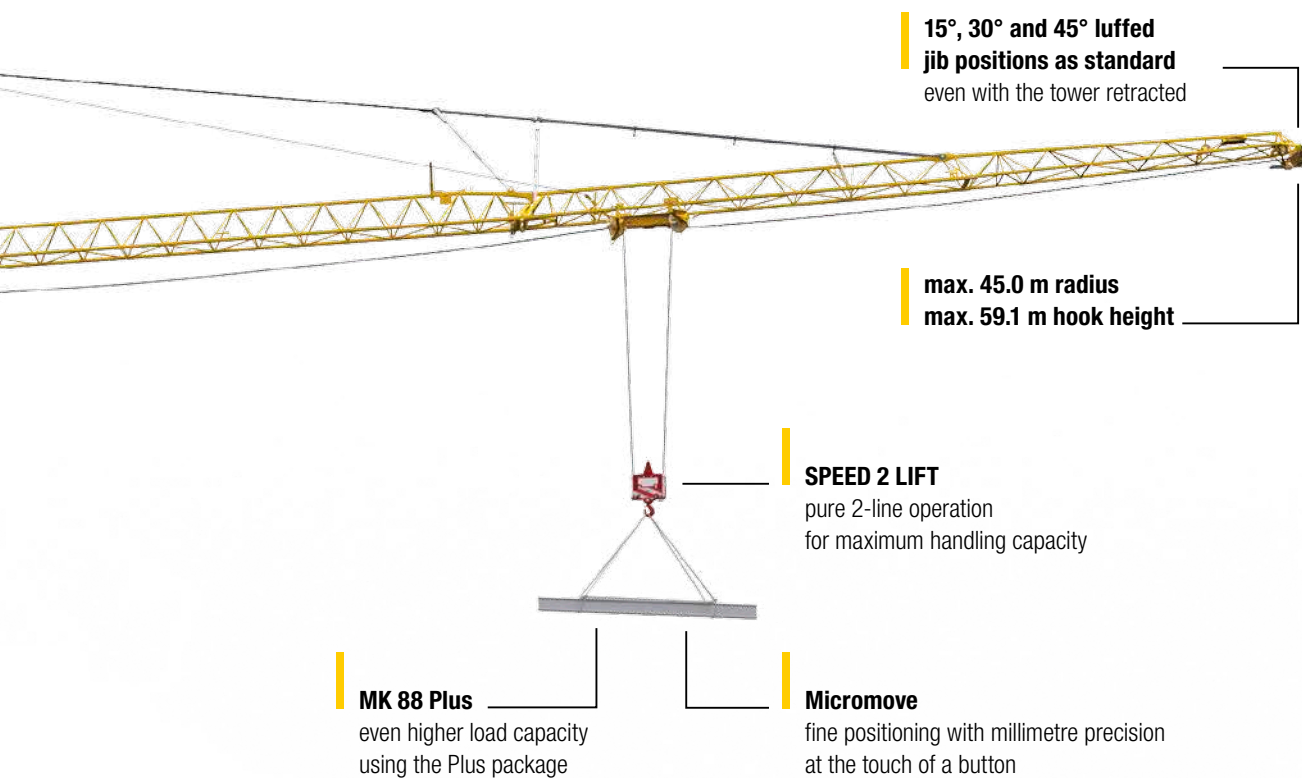


Table of contents

MK 88 mobile construction crane	2 – 3
MK mobile construction cranes in action.....	4 – 5
The highlights of the MK 88.....	8 – 9
Work quickly and safely.....	10 – 11
Your success is our driving force.....	12 – 13
Have a good trip.....	16 – 17
Simply well set up	18 – 19
Superbly equipped.....	20 – 21
Tower Crane Service.....	22 – 23

MK mobile construction cranes in action



Areas of use

- Urban and night sites
- Wood, steel and hall construction
- Refineries and chemical plants
- Antenna construction
- Roof refurbishment and greening
- Installation of solar panels
- Window and facade construction
- High-bay shelving construction
- Bridge and road building
- Maintenance and repair work
- Prefabricated component and house construction
- Erection work
- Site preparations
- etc.

The benefits of mobile construction cranes

Use on projecting edges: The vertical tower allows Liebherr mobile construction cranes to be used right next to the building. Use the full jib length with high lifting capacities at the jib head.

Taxi crane concept: High mobility without enormous logistics – arrive, hoist, move on, without additional transport.

Extreme manoeuvrability: Their active rear axle steering enables Liebherr mobile construction cranes to get into any gap.

One-man operation: Only one person is required to transport, assemble and operate the crane. No expensive additional transport and extra assembly personnel are required.

Small footprint: The MK really shows its strengths when things get constricted. The MK requires very little space for assembly and operation.





The highlights of the MK 88



Luffed positions

In view of the wide range of different jobs you have to complete using a mobile construction crane, you need special flexibility in terms of hook height, lifting capacity and range. The MK 88 can provide a wide selection of possibilities in this respect and can easily be adjusted to suit local conditions.

The various luffed positions of 15°, 30° and 45° combined with the telescoping tower make hook heights of 17.9 – 59.1 m possible.

Plus package

Individual hoists which actually appear too large? – The Plus package enables you to use the full capacity of your MK 88. The lifting capacity can be increased by reducing the driving unit speeds! That means the MK 88 can lift up to 20% more.

PLUS

Additional ballast

Increase your lifting capacities with 2 tonnes of additional ballast.



Flexible support

For flexible use on constricted sites.



Comfortable elevating operator's cabin

Excellent visibility, roomy and well air-conditioned.



Work quickly and safely



Comfortable cabin level with the load

The infinitely height-adjustable elevating operator's cabin provides an excellent all-round view of the site due to its large glass surfaces. The crane driver can keep his eye on the load and the site personnel at all times. That ensures a smooth process for transporting the load and enhances safety for personnel, the load and the crane. The cabin has an ergonomic control stand with a comfortable, heated driver's seat and display systems such as the EMS electronic monitoring system and the hook camera. The combined heating and air conditioning system allows the temperature in the cabin to be controlled perfectly. This wide range of equipment allows the crane driver to work efficiently without fatigue.



Move wirelessly

The radio control with feedback can be used for all assembly and operating functions of the MK 88. That means the crane driver has all the important information available. The crane, site and load are always in sight.



Turn night into day

The lighting integrated in the jib provides excellent illumination for the work area.

Thanks to its quiet, zero-emission electric drive units, the MK 88 is ideal for urban night jobs.




Level luffing

The MK 88 allows high-speed horizontal movement of the load with a luffed jib. The intelligent control system automatically levels the height of the load – depending on the movement of the trolley. You use the luffed jib in exactly the same way as a horizontal jib.

Access equipment

The integral access ladder provides the driver with safe access to the slewing platform and elevating operator's cabin.




Easy access

Safe, convenient entry to the cabin using level accesses.



Safe

The slewing radius remains inside the supports.



Your success is our driving force



Control system & driving units

The electric heavy-duty driving units developed and manufactured by Liebherr are specially tailored to the needs of crane operations. The integral diesel generator in the superstructure enables the crane to be operated independently of a power supply. The undercarriage engine is not required for the assembly and site work. This saves you fuel and protects the environment.



The programmable logic control PLC

This provides greater comfort and safety during assembly and operation. Assistance systems such as the operating-range limiting system, oscillation damping system and wind force moment control help to ensure safe crane operation.



Micromove fine positioning system

Pressing the button on the control lever enables Micromove to reduce lowering to micro-speed. Without engaging the hoist gear brake, this enables even very heavy loads to be floated, held and positioned with extremely fine sensitivity.



Keep your load under control

The wind force moment control automatically holds the jib in position in windy conditions. There is no need to countersteer. This means large-area loads (for example shuttering panels) can be moved, held and positioned accurately. High-speed slewing movements can cause load to swing. The integral oscillation damping system automatically compensates for this.

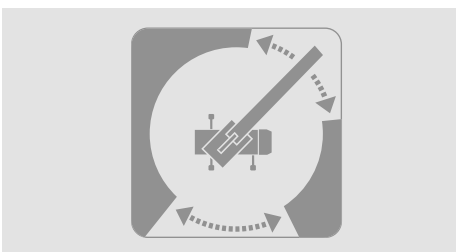
Speed 2-Lift

Infinitely adjustable driving units make pure 2-line operation possible, with all movements at maximum speed.



Operating-range limiting system ABB

Limit the working range by a simple teach-in process in the EMS display – greater safety for everybody.



Full control lever distance


The modern control system on the MK 88 ensures that you always have the full control lever distance so that you can position heavy loads with millimetre precision.







Have a good trip



Clear view

Good visibility is a basic requirement for safety in road traffic and on site. The MK cranes from Liebherr put nothing in the way to obstruct your view. The short overhangs and compact transport dimensions ensure that you get to the site safely. The modern driver's cabin has an ergonomic design and provides the driver with maximum comfort even on long journeys.



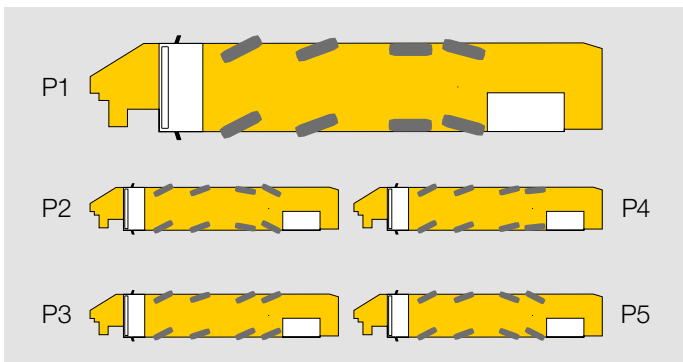
Great to drive

A powerful 6-cylinder Liebherr turbo diesel engine developing 300 kW (408 hp) makes the crane great to drive. The 12-speed ZF transmission with automated AS-TRONIC gearshift improves the economy of the job and makes driving the crane a real pleasure.



Mobility in the city and elsewhere

The 4-axle chassis and compact transport dimensions enable the crane to work in tight urban areas. The high ground clearance and modern drive concept mean that the crane can also drive safely in difficult terrain.



Fantastic manoeuvrability

The turning circle of the MK 88 is just 11.88 metres and its five steering programs make it perfectly prepared for any situation.

- P1 Road steering
- P2 All-wheel steering
- P3 Crab steering
- P4 Reduced swing-out
- P5 Independent rear axle steering

Reversing camera

for safe manoeuvring on site.



Additional ballast

can simply be carried along in a 3.5 t trailer.



Tyres

Large 14.00 R 25 crane tyres ensure low tyre wear and high traction.



Intarder

Brake with zero wear using the standard intarder.



Simply well set up



One-person assembly

The crane can be turned through 360° during assembly. Combined with the various assembly curves, the MK 88 is extremely adaptable. The programme-controlled assembly process is extremely safe. The crane driver can intervene at any time and change the assembly speed and direction. For jobs lasting several days, no dismantling is required with the crane being allowed to weathervane.



Flexible support

The standard support width is 7.0 m and can be reduced to 5.75 m if necessary – and all with low corner pressures.



Even more powerful

The additional ballast increases the lifting capacity curve of the MK 88 – up to a lifting capacity at the jib head of 2,200 kg. The self-ballasting device enables the crane to add additional ballast by itself.

1. Place the ballast
2. Slew the crane
3. Lower the ballast – finished



Half the height with full performance

The MK 88 can be used with full radius and lifting capacity in areas with height restrictions and under high-tension cables.

Simply flexible

Erection switch for the 0°, 15°, 30° and 45° luffed jib positions.



Always there

Sturdy base plates are stowed within easy reach in practical storage lockers.



BTT unit

Individual selection and operation of the supports using the BTT Bluetooth unit.



Superbly equipped



Hook camera

You can keep the load in view at all times on the screen in the elevating operator's cabin thanks to autofocus and zoom. The batteries are charged automatically to ensure that the camera system is always available.



Excellent work climate

The cabin of the MK 88 has both a heating and an air conditioning system. That means you can set the perfect temperature for productive work in all seasons.



Hand-held light

Mobile light whenever it is required.



MK planner

For easy crane job planning: calculate the corner pressures, display the lifting capacity curves and export 2-D/3-D drawings.



Equipment carrier

So that you always have what you need with you. The crane accessories can be carried safely on the large storage area. The equipment carrier can be raised and lowered hydraulically and can be tilted up when on site. There is an additional locking storage locker beneath the storage area.



Combination box

The combination box can carry tie ropes, belts or chocks so that they are always available and protected from weather and theft.



Safety equipment

The safety package in the elevating operator's cabin enables the crane driver to lower himself out of the cabin in an emergency.



LiDAT

The data transfer and location system from Liebherr ensures that you always have the latest operating data for the crane in view. That enables you to manage the crane efficiently and plan its jobs and servicing perfectly. The LiTEL teleservice also makes remote maintenance possible to minimise downtimes on site.

Tower Crane Service



Well trained

Experienced trainers for theoretical and practical training, extensive courses and a training centre with the latest technical facilities enable us to provide a wide-ranging programme of basic and advanced courses relating to cranes. Our aim is to ensure well trained service technicians and crane drivers to help make site work cost-effective and safe.



Genuine spare parts

Genuine spare parts are perfectly tailored to every Liebherr crane. They meet very high standards in terms of quality and functionality. We transfer every improvement of our products immediately to our genuine spare parts.



Service and warranty

Consistent maintenance helps to ensure a long and successful crane service life. Repair, maintenance and renovation work on used machines is carried out expertly at our Liebherr repair centre.



Our 24/7 hotline

We can help you at any time. Talk to our experienced and competent MK specialists.

+49 7351 41-4000 (Mon. – Fri. from 8 am to 5 pm)

+49 176 178 922 48 (on-call service)



Mobile construction cranes from Liebherr

Building the future!